

THESIS ON
M.S. DHONI SPORTS GALAXY , LUCKNOW

**A Thesis Submitted
in Partial Fulfillment for the Requirements
for the Degree of**

BACHELOR OF ARCHITECTURE

in

Field of specialization(ARCHITECTURE)

RAHUL KUMAR

Enrollment no.-1150101060

Under the guidance of

AR MOHIT SACHAN

Assistant prof. BBDU, Lucknow

to the

School of Architecture



**BABU BANARASI DAS UNIVERSITY,
LUCKNOW**

June,2020

ACKNOWLEDGEMENT

The journey which started 5 years ago has culminated....as I step into the world a series of people flash in my memory without whose support and good will this journey wouldn't have been easy and free flowing....

To start with. First and foremost gratitude towards almighty GOD for his blessings. Then I would like to thank all my faculty members who have supported and guided me all these memorable 5 years.

I would like to thank my thesis guide **AR. MOHIT SACHAN** who has been extremely co-operative since the very beginning and who helped me to utilize my skills and creativity to the utmost...

I would further like to show my gratitude to my juniors for giving full assistance whenever required and being there with me in all ups and downs. Their motivation and support helped me to be more dedicated and inclined towards my goal.

Last but not the least all friends and love one who give their all kind of support and concern .The lovely juniors who helped me whenever needed. ,**POOJA SINGH**. Thankyou so much for the efforts.

I have put in my best of efforts and worked day and night to make this project a success .hope u too will appreciate my endeavour.....

I wish to dedicate this work to my love ones.....Who are always their in my heart.

BABU BANARASI DAS UNIVERSITY, LUCKNOW

CERTIFICATE OF THESIS SUBMISSION FOR EVALUATION

1. Name - RAHUL KUMAR

2. Roll No. :1150101060

3. Thesis title: M. S. DHONI SPORTS
SPORTS GALAXY , LUCKNOW

.....
.....

4. Degree for which the thesis is
submitted:...BACHELOR OF ARCHITECTURE.....

5. Faculty of the University to which the thesis is
submitted

.....
.....

- | | | |
|--|-----|----|
| 6. Thesis Preparation Guide was referred to for preparing the thesis. | YES | NO |
| 7. Specifications regarding thesis format have been closely followed. | YES | NO |
| 8. The contents of the thesis have been organized based on the guidelines. | YES | NO |
| 9. The thesis has been prepared without resorting to plagiarism. | YES | NO |
| 10. All sources used have been cited appropriately. | YES | NO |
| 11. The thesis has not been submitted elsewhere for a degree. | YES | NO |
| 12. Submitted 4 spiral bound copies plus one CD. | YES | NO |

.....
Signature(s) of the Guide
AR. MOHIT SACHAN
BBDU, Lucknow.

(Signature of the Candidate)
Name: RAHUL KUMAR
Enrollment no. 1150101060

BABU BANARASI DAS UNIVERSITY

B. Arch Thesis 2019-2020

Certificate

Name of Student: **RAHUL KUMAR**

Roll no. **1150101060**

Department:

Thesis Title (in capital): **M. S. DHONI SPORTS GALAXY ,
LUCKNOW**

Thesis guide: ...**AR. MOHIT SACHAN**

Remarks: Satisfactory / not Satisfactory (in case of not Satisfactory give
comments):

.....
.....
.....

Sign of Thesis

Guide

Thesis coordinator

Sign of Head of

Department

Sign of External

Examiner 1

Sign of External

Examiner 2

Sign of Dean of

School

SPORTS COMPLEX

THEISIS 2019-20

INTRODUCTION:-

1. A sports complex is a group of sports facilities. For example, there are track and field stadiums, football stadiums, baseball stadiums, swimming pools, and indoor arenas. This area is a sports complex, for fitness. Olympic park is also a kind of entertainment complex.
2. Sports such as hockey, kabaddi, badminton, tennis, football and cricket leagues, indoor games including stadiums have become popular in the last few years and this requires sports facilities for practice and competition.



SPATIAL REQUIREMENTS:-

- ☐ Mini stadium (football field, cricket field)
- ☐ Academy building
- ☐ indoor game stadium
- ☐ Hockey field
- ☐ volley ball
- ☐ Court
- ☐ kabaddi
- ☐ Gymnasium
- ☐ Tennis
- ☐ archery
- ☐ Multi purpose hall
- ☐ Parking area
- ☐ restaurants (food court).

HISTORY OF PROJECT (SPORTS COMPLEX):-

1. Throughout history sport, sport events and sports facilities have been a major cultural components of our societies dating back as long as 30,000 years ago there is evidence suggest the enjoyment of sport and sport for leisure as supported by the prehistoric cave art found in France, Africa and Australia (Masterman 2009).
2. The common sports displayed in these renderings are wrestling, running, swimming, and archery

Egypt

- 1500 BC
- Mostly outdoor activities
 - Swimming, hunting and fishing
- Gymnastics and wrestling required construction of appropriate venues

Greece

- 776 BC
 - First Olympics
- First civilization to develop facilities specifically designed for sports and entertainment activities
- Popularity and need for sports is growing

China

- 1100 BC
- First to develop all-purpose, sun-lighted facilities
- First to place an oiled cloth on the playing surface to protect from adverse conditions
 - first "rain delay"

Circus Maximus



- First stadium constructed of concrete
- 200,000 seats
- Pre-dates the Coliseum (50,000 seats)



Stadia/Olympic Stadium

- "U" shaped stadium
- White marble
- Hollowed out hillside to facilitate spectator seating
 - approx. 50,000 seats
- Foot races, horse/chariot racing
- Razed at the end of the 20th century



Rome

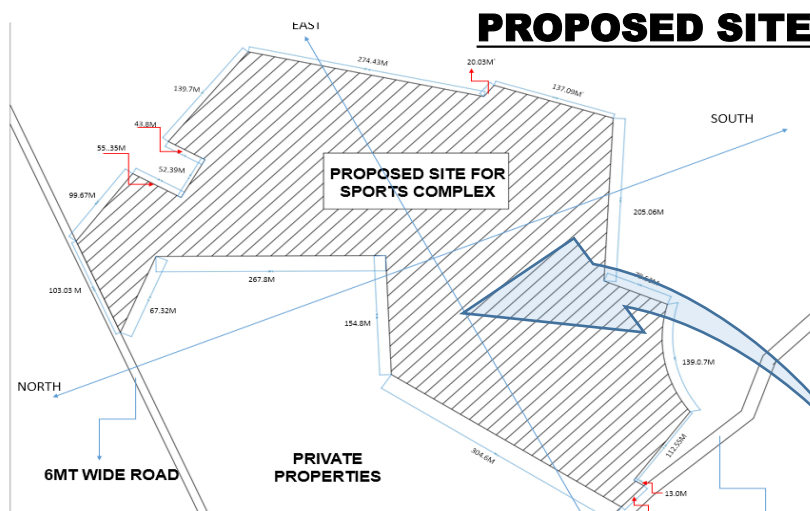
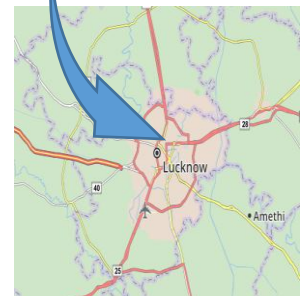
- Facilities become more impressive and more functional
 - typical Italians!

-



SITE INTRODUCTION

- The proposed site of sports complex is located to **India** in **Uttar Pradesh** at **Lucknow**.
- The site was connected to **Agra Expressway** through the secondary road.
- The sports complex was tie up with **Seth Anandram Jaypuriya College**.
- It is originally known M.S Dhoni sports galaxy.
- It was inaugurated by former indian cricket team captain **M.S. Dhoni**



- **26°49'25" nl**
- **80°50'39" el**
- The proposed site is located at seth anand ram jaypuriya school alambag campus near agra lucknow express way
- He site is approached by public transport like bus , taxi , auto , e-rickshaw, metro.
- The site is almost flat no contours are presented in t5he site.
- The soil is fertile and covered with dry grass.
- The road level almost equal.



SITE ANALYSIS

THEISIS 2019-20

TOTAL SITE AREA
= **173451.82 SQMT.**
= **42.86 ACRE**

- NORTH SIDE -103.3 METER
- SOUTH SIDE - 205.6 METER
- EAST SIDE - 139.7 METER
- WEST SIDE - 304.6 METER

ROADS-

- NORTH SIDE - 6.0 METER
- WEST SIDE - 6.0 METER

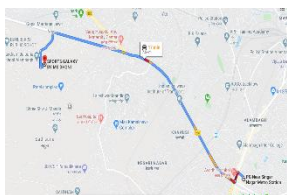
VEGETATION-

- MANGO TREE
- NEEM TREE
- BABOOL TREE

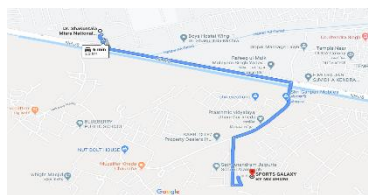
KEY PLAN AND ACTUAL PHOTOS OF SITE :-



SITE APPROACH-



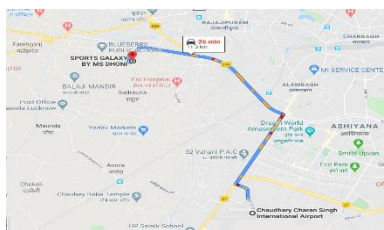
**METRO
STATION-7.2
K.M**



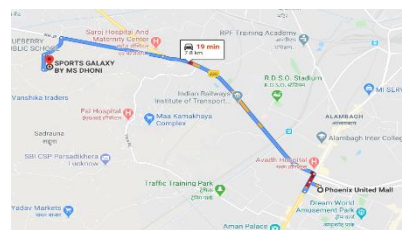
**DR. SHAKUNTALA
MISHRA UNIVERSITY -2.2
K.M**



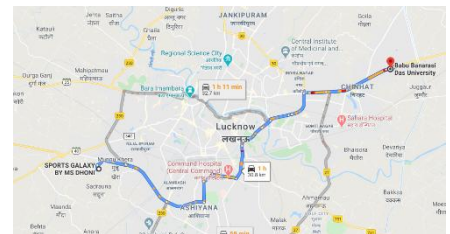
**LUCKNOW
JUNCTION-11.6
K.M.**



**C.C.S. INT. AIRPORT -
11.3 K.M**



PHONIX MALL -7.8 K.M



**BBD UNIVERSITY -30.8
K.M**

CLIMATE

Lucknow is situated on the northern part of india in the state of uttar pradesh. It faces some extremities in temperature in summers and winters. The climatic conditions of lucknow vary in different seasons and there is much difference in summer and winter temperature. Lucknow basically experiences a warm sub-tropical kind of climate.

Summer

summers are pretty hot and last from april to july. The temperature ranges from 30° C TO 45° C.

Monsoons

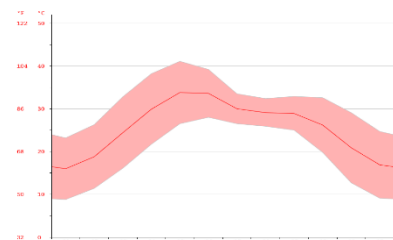
the monsoons last from july to september and lucknow receives 101 cm. Of annual rainfall.

Winters

lucknow experiences cool and dry winter months. Winters usually extend from december to february . the temperature ranges from 20°c to 3° c.

	January	February	March	April	May	June	July	August	September	October	November	December
Avg. Temperature (°C)	16	18.8	24.4	29.9	33.8	33.8	30	29.1	28.9	26.2	26.9	16.9
Min. Temperature (°C)	8.8	11.4	16.1	21.7	26.5	28	26.5	25.9	25	19.8	12.7	9.1
Max. Temperature (°C)	23.2	26.3	32.8	38.2	41.1	39.2	33.5	32.4	32.9	32.6	29.1	24.7
Avg. Temperature (°F)	60.8	65.8	75.9	85.8	92.8	92.5	86.0	84.4	84.0	79.2	69.6	62.4
Min. Temperature (°F)	47.8	52.5	61.0	71.1	79.7	82.4	79.7	78.6	77.0	67.6	54.9	48.4
Max. Temperature (°F)	73.8	79.3	91.0	100.8	106.0	102.6	92.3	90.3	91.2	90.7	84.4	76.5
Precipitation / Rainfall (mm)	25	13	9	4	14	95	296	305	174	57	2	7

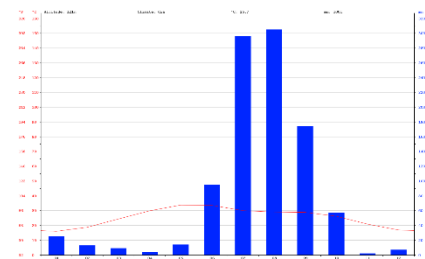
CLIMATE CHART



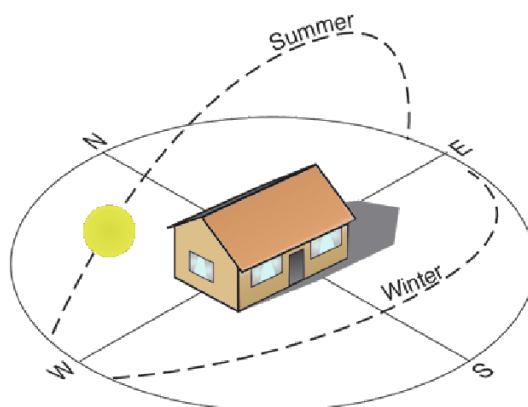
TEMPERATURE-GRAPH

SITE SERVICES

- OPEN ELECTRICITY CABLES LINE IS RUNNING ALONG THE ROAD.
- SUBMERSIBLE PUMP STATION IS PROVIDE ON THE SITE FOR WATER USAGE
- THERE IS NO PUBLIC DRAINAGE SYSTEM. THE SITE IS SERVED BY ITS OWN DRAINAGE SYSTEM.(SAPTIC TANKS) ETC.



CLIMATE-GRAPH




SUNPATH DIAGRAM

CASE

STUDY

EKANA SPORTS CITY-

- **Ekana sportz city** is 137 acres india's first unique sports-inspired community under public-private partnership equipped with international cricket stadium, indoor multisport stadium and multisport outdoor ground with running track along with residential, commercial, hotel and hospital in the city of nawabs "lucknow"
- Lucknow has rich natural reserves of sports talents and lucknow is all set to get a state-of-the-art international level sports infrastructure. The sport infrastructure will be built in 71 acres parcel of land and real estate infrastructure development zone is 66 acres



LOCATION & SITE APPROACH



- Atal bihari ekana stadium is located in **india , uttarpradesh , lucknow** at shahid path road near dail 112 police headquarter.
- 17k.M Airport
- 15.7k.M Lucknow junction
- 14.9k.M. Alambag bus station
- 11.5k.M. Ind. Nagar metro st.
- 15.2k.M Janpath market
- 11.3k.M. Wave mall
- 8.9k.M. Sahara hospital

KEY PLAN

THEISIS 2019-20



VIEW




MEDIA LOUNGE



MATCH OFFICIAL BOX



PLAYER DRESSING ROOM



NORTH & SOUTH PAVILION



MEDIA ROOM



PLAYER DINNING AREA




PRIVATE GYM FOR PLAYER



TV STUDIO & BROADCASTING ROOM




STANDS



Ekana cricket stadium-

(Icc and bcci approved)

The ekana cricket stadium with world class facilities is aimed to give boost to sports in uttar pradesh. Also the objective is to provide state of art facilities to the sports men/women towards enhancing their performance at national and level. This ekana cricket stadium of **50,000** seating capacity, with facilities for day/ night matches, will be among the most advanced

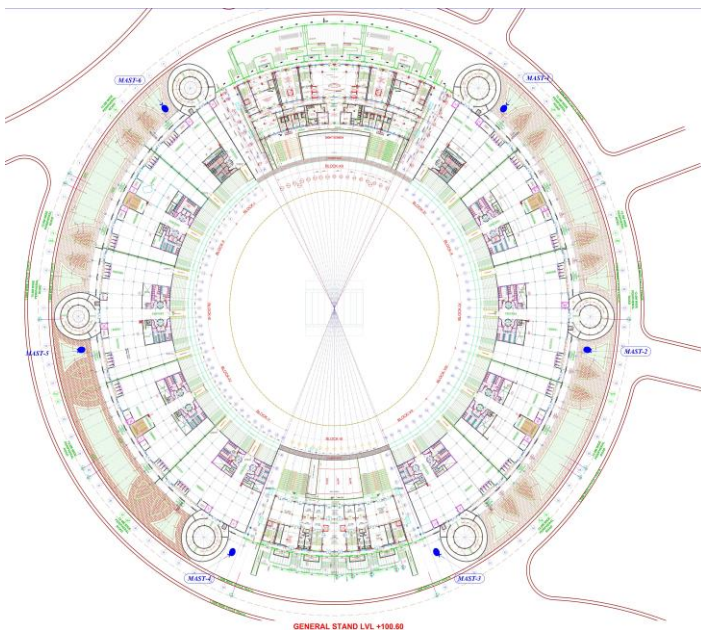
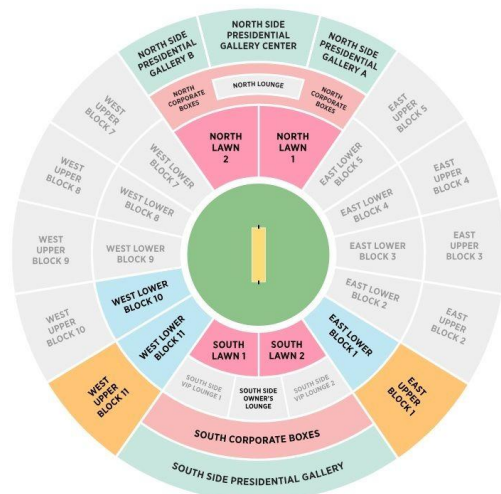


Specifications laid out by icc and hosting international cricket matches. The **highlights of the stadium will be :**

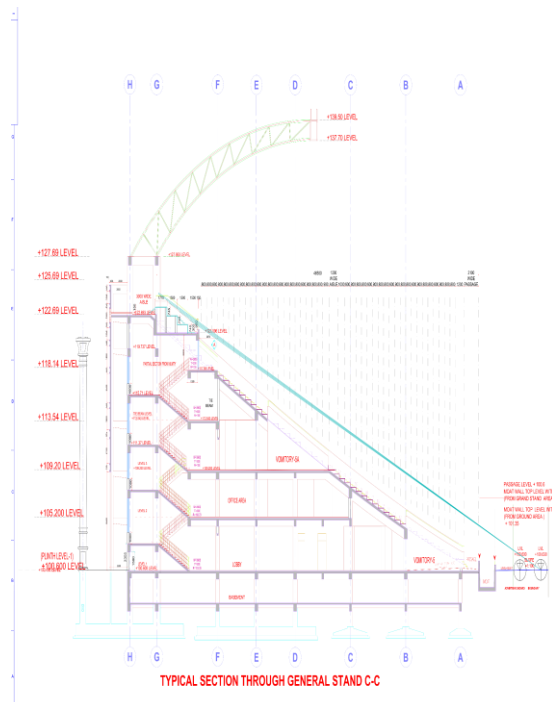
- 32 corporate boxes
- 4 platinum boxes & 4 director lawns
- Vvip and vip lounge with dining hall, conference hall and rest room
- Rehabilitation center
- Media gallery
- Commentary box
- Umpire lounge
- Audio visual room
- Players pavilion with all facilities
- Dispensary
- Dope test lab
- Physiotherapy area
- Gymnasium
- Guest house
- Sports academy



MASTER PLAN OF EKANA SPORTS CITY



FLOOR PLAN



SECTION

International indoor multi sports stadium:-

The international indoor multi-sport stadium at ekana sportz city is being designed with state of art facilities. This stadium would be equipped with all the world class facilities for the following sports:

- Squash
- Badminton
- Table tennis
- Basket ball
- kabbadi
- Wrestling
- Boxing

Football ground

Objective of this stadium is to provide the world class infrastructure to the game of football, towards promoting it in the state and at national level. The seating capacity of this stadium would be above 20,000 spectators. The football ground is being designed in such a way that it would have a synthetic track running around it, therefore organizing any field and track events, apart from football matches would also be possible in the same stadium.



Lawn tennis courts

The objective of this tennis stadium and academy is to have the world class facilities in the state for organizing tennis events at national and international levels.

There will be eight practice courts and two courts exclusively for national and international level matches. The playing surface will be of synthetic material meeting the specification of international tennis federation (itf).



CASE STUDY -2

35TH VAHINI PAC STADIUM

SITE LOCATION &

INTRODUCTION

- The **35th vahini pac athletics ground** is located in **uttar pradesh** at **lucknow** mahanagar gol market near kukrail nala .
- It provide a platform to promoting sports talent for pac soldiers .
- 35th vahini stadium consist of various indoor and outdoor games stadium .
- Games play very important role in the development of personality physic good health and practice in some particular game to get excellency in it .
- The athletic stadium and other indoor gameth vahini gives player national and international level. Stadiums are designed national and international

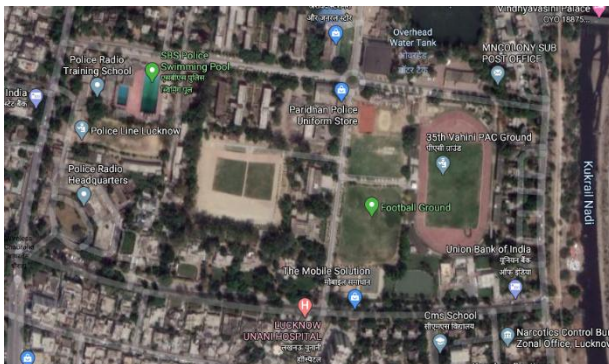
The games which are performed here: -

- Athletics
- Badminton basket ball
- Football
- Swimming
- Table tennis

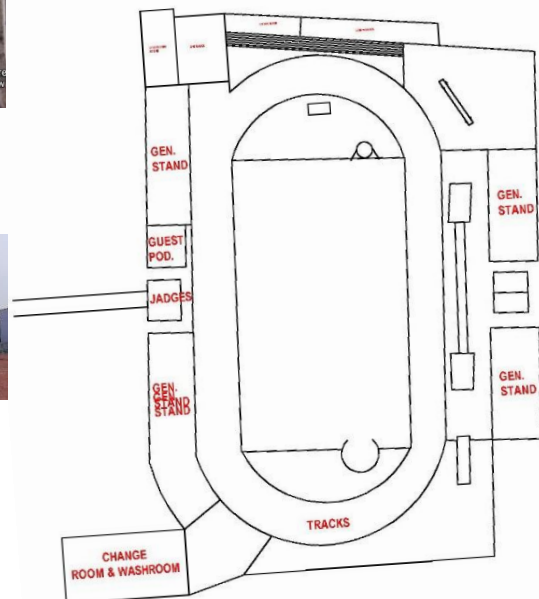

There are mainly three stadiums are provide for state level games and india – a also

- All athletics games
- Swimming
- Basket ball
- Pole vault

KEY PLAN OF THE SITE-



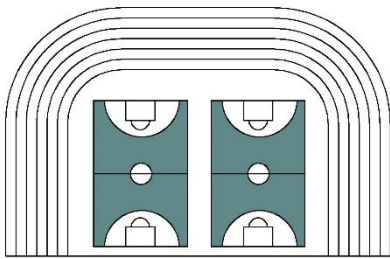
ATHALATICS TRACK
AREA=23,667.71 SQMT.



BABLE DAIGRAM

BASKET BALL COURT

AREA=2913.7SQMT.




Services –

- There were sabmercible are provide at mid stadium.
- There is one overhead reservoir for the water supply.
- Rain water harwasting is also provide for rain water .
- There is provision for drainage of rain water and water through the metal jail cemented drainage channel (nali) alone the inner side of track.
- Runner are also provide for camera . these are use during runner running on tracks. So camera are also run on the runner track.
- Electricity are also provided there through the pac sab station .
- Privision of lighting system good .
- Trabeated and truss strucre system are provide .
- Laud speakers also provide. Whole stadium.

SWIMMING STADIUM

AREA=4869.04SQMT.



SABMERCIBLE



GROUND WATER
SUPPLY SYSTEM



RAIN WATER
HARWASTING



CAMERA
RUNNING
STEEL TRACK



SYNTETIC TRACK



STEPLE CHASE



MASHAL PODIUM




SYNTHETIC TRACK

LITRATURE CASE STUDY

THEISIS 2019-20

This stadium has lights fixed around the circumference of its round roof, thereby minimizing the shadows of objects in the ground and having no light tower. It has **350** numbers of floodlight attached in series



Multi purpose outdoor stadium


DSC multi purpose stadium is a multi use stadium in Dubai, UAE. It is planned to have a capacity of 60,000 and will host football, rugby, cricket, athletics tracks and fields event.

Structure

Dome to span a stadium that can be subdivided in multiple ways.

Facilities

The stadium features food courts, café, restaurants and related infrastructural facilities, and installation of digital score boards and safety and security.



ACADEMY

World Hockey Academy with the International Hockey Federation



There are academies for other sports. These include football academy, ICC Global Cricket Academy, Butch Harman School of Golf, David Lloyd Tennis Academy.

Residential colonies

There are many residential colonies developed:-

Canal Residence

Marbella Village (Spanish architecture)

Victory Heights

Fortuna Village

North Point 2

Gallery Village

Recreational facilities –

The recreational facilities cannot be defined in Dubai Sports City because each corner of the city is itself a recreational place.

The outdoor as well as indoor environment has all luxury facilities that keep people fresh and healthy.



INFERENCE

Area	Positive	Negative
Site plan	Site plan looks beautiful as the city looks	
Zoning	Zoning of building is done according to surroundings.	Some places could not be arranged at better places
Venue	Sports complex and other major venue that conducts are placed separately.	
Stadiums		Parking near stadiums is not done in regular way.
Residential	One of the best uses of society with the city. Planning is done in simple way.	
Recreational	Merging of recreational at inside as well as outside.	
Landscape	Better use of natural environment.	It lacks at stadiums.

Volley ball court Dimensions –

The playing courts is a rectangle measuring 18m x 9m surrounded by a free zone which is min. 3m wide on all side .

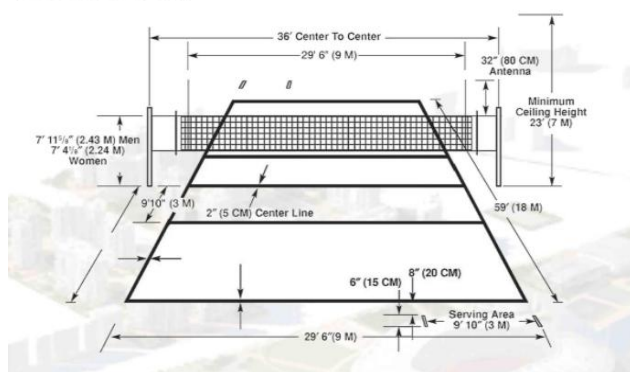
Net is placed vertically over the centre line the top of the net is set at the height of 2.43m for men and 2.24m for women.

The posts supporting the net are placed at a distance of 0.50-1.00m outside the side linés . they are 2.55m. High and preferably adjustable.

Flooring-

Sai centers may have a mix of all type of outdoor court flooring i.E. Natural grass , clay or synthetic acrylic at the discretion of the sai centre in charge
Interior flooring of regional centres academic institutions maple/ teak wood flooring .

VOLLEYBALL COURT



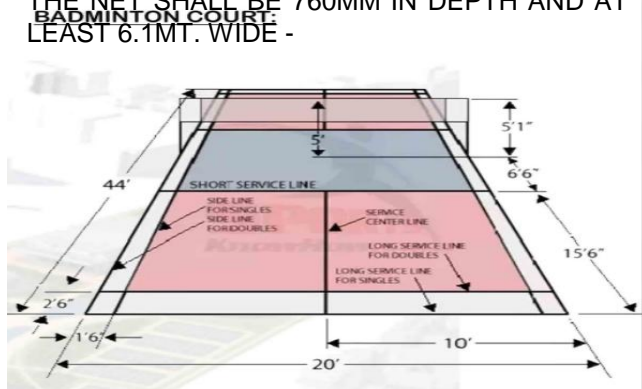
BADMINTAN COURT DIMENSION-

THE PLAYING COURT SHALL HAVE 13.5M LENGTH AND SHOULD BE 6M WIDE.

THE POSTS SHALL BE 1.55M. IN HT. FROM THE SURFACE OF THE COURT AND SHALL REMAIN VERTICAL WHEN THE NET IS STARAINED.

THE NET SHALL BE MADE OF FINE CORD OF DARK COLOUR AND EVEN THICKNESS WITH A MESH OF NOT LESS THAN 15MM AND NOT MORE THAN 20MM

THE NET SHALL BE 760MM IN DEPTH AND AT LEAST 6.1MT. WIDE -



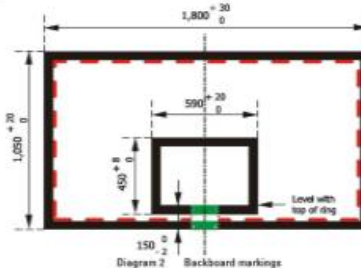
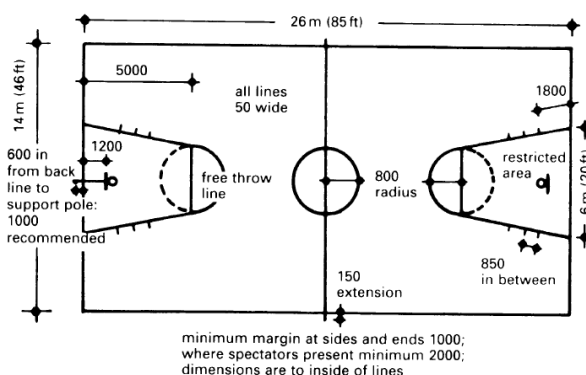
AREA REQUIREMENT OF DEFFERENT SPORTS

Basket ball court Dimension-

The playing court shall have a flat , hard surface free from obstructions , with dimensions of 28 m. In length in width measured from the inner edge of the boundry line .

The rings shall be made by solid steel and shall have an inside dia. Of a min. 450mm. And maxof 459mm be painted orange within the following natural colour system fiba ap.

Provide spectrum have its metal a min. 16mm and max.20mm in dia



Hockey:-

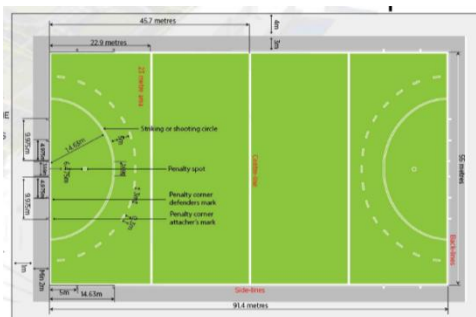
The field is rectangular in shape measured in 91.40mt. Wide and 55.0mt. Wide

Side lines mark the longer perimetersof the field. Backlines mark the shorter perimeters of the field.

The goal lines are the parts of the back-lines between the goal posts.

A centre –line is marked across the middle of the field .

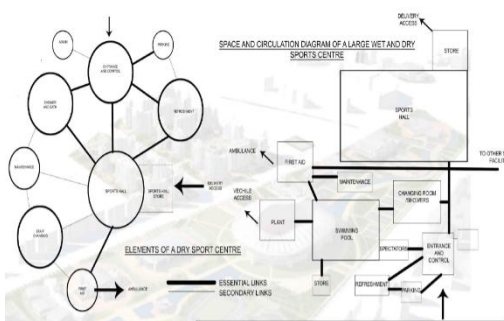
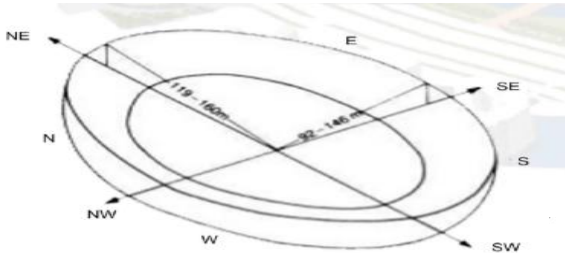
Lines known as 23mt. Lines are marked across the field 22.90 mt. From each back-lines.



CREICKET

THEISIS 2019-20

- Orientation of the stadium should be ne to. Sw.
- Access gate should be situated at east.
- Turnstiles are provided so as to direct the stream of visitors to various entry point and other parts of the stadium.



Pitch orientation-

- To create the minimum of dazzle from the setting sun. THE FIH RECOMMENDS THAT PITCHES BE ORIENTED AS CLOSE AS POSSIBLE NORTH SOUTH AT LATITUDE FURTHER FROM THE EQUATOR THE ORIENTATION CAN BE SWING TO UP TO 15° EAST OR WEST OF NORTH SOUTH.

Swimming pool

Olympic size – 50mt. X 25mt. X 2mt (8 lane):-

- to be provide in sai centre where international competitions are likely to be held.

Standard size : 50mt. X 21mt x 2mt. (8 lane):-

- To be provided in sai centres where pool shall be used for holding swimming national campus (8lanes with 0.5m end spaces) national cometeitions etc .

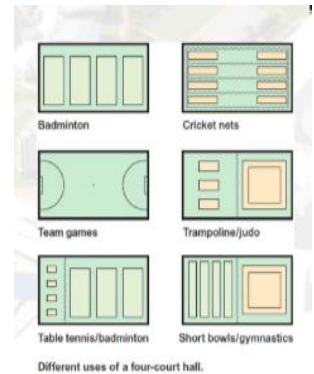
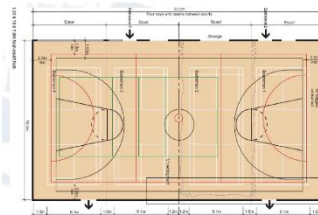
Minimum standard size : 50mt.X 21mt 1to 1.35 mt. (8 lanes).

- To be provided in sai regional centers where pool shall be used for recovery & rehabilitation of athletics , local swimming competition and training .


Multi functional hall :-

- In sai centres the standard practice is to construct a multi purpose hall of size 60mx40m with the aim of using it for any sports discipline at a later date . there are many types of halls like

- 4 court hall
- 6 court hall
- 9 court hall
- 12 court hall

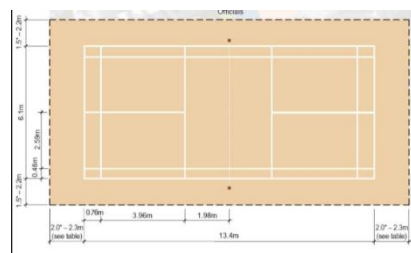
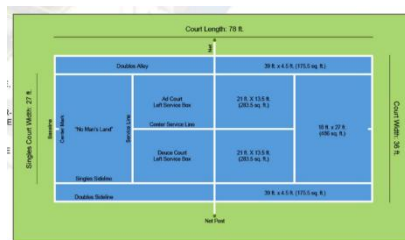


- The critical min. Dim. For this most popular size of sports hall are 33m x 18m x 7.6m.
- A min. Height of 7.6m must be provided over the whole badminton court area and 7m min, for most team games including basketball and volleyball.
- The 33m x 18m dim. Allow four double s play badminton courts with a central division net.
- The 18m width is ideal for several of the smaller space sports .



TENNIS COURT

- For single game , court shall be a rectangle 78feet(23.77m) long and 27feet (8.23m.) Wide.
- For the double games, the court shall be 36feet (10.97m.) In width , i.E. 4½ feet(1.37m.) Wider on each side than the court for the singles game and those portions of the singles sidelines which lie between the two service lines shall be called the service side lines.

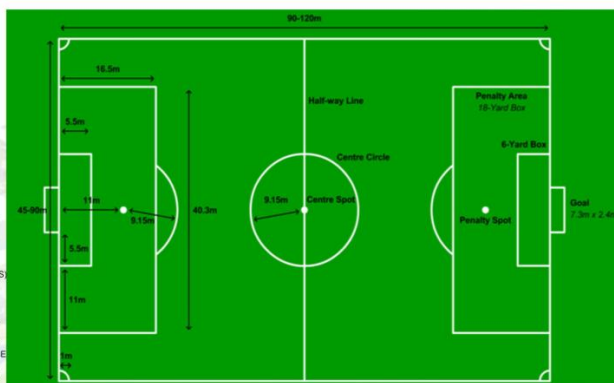


In other respects the court shall be similar to singles court but the portions of the singles side lines between the base side lines and service line on each side of the net may be omitted if desire.

Types of cort surfaces-

- Natural grass
- Clay artifical grass
- Acrylic floor surface

FOOTBALL-



FIELD MARKINGS

- ❖ THE FIELD OF PLAY MUST BE RECTANGULAR AND MARKED WITH LINES. THESE LINES BELONG TO THE AREAS OF WHICH THEY ARE BOUNDARIES.
- ❖ THE TWO LONGER BOUNDARY LINES ARE CALLED TOUCH LINES. THE TWO SHORTER LINES ARE CALLED GOAL LINES.
- ❖ THE FIELD OF PLAY IS DIVIDED INTO TWO HALVES BY A HALFWAY LINE, WHICH JOINS THE MIDPOINTS OF THE TWO TOUCH LINES.
- ❖ THE CENTRE MARK IS INDICATED AT THE MIDPOINT OF THE HALFWAY LINE. A CIRCLE WITH A RADIUS OF 9.15 M (10 YDS) IS MARKED AROUND IT.
- ❖ MARKS MAY BE MADE OFF THE FIELD OF PLAY, 9.15 M (10 YDS) FROM THE CORNER ARC AND AT RIGHT ANGLES TO THE GOAL LINES AND THE TOUCH LINES, TO ENSURE THAT DEFENDING PLAYERS RETREAT THIS DISTANCE WHEN A CORNER KICK IS BEING TAKEN.

DIMENSIONS:

THE LENGTH OF THE TOUCH LINE MUST BE GREATER THAN THE LENGTH OF THE GOAL LINE.

LENGTH (TOUCH LINE): MINIMUM 90 M (100 YDS)
MAXIMUM 120 M (130 YDS)

WIDTH (GOAL LINE): MINIMUM 45 M (50 YDS)
MAXIMUM 90 M (100 YDS)

ALL LINES MUST BE OF THE SAME WIDTH, WHICH MUST BE NOT MORE THAN 12 CM (5 INS)

GOALS:

- ❖ A GOAL MUST BE PLACED ON THE CENTRE OF EACH GOAL LINE.
- ❖ A GOAL CONSISTS OF TWO UPRIGHT POSTS EQUIDISTANT FROM THE CORNER FLAG-POSTS AND JOINED AT THE TOP BY A HORIZONTAL CROSSBAR. THE GOALPOSTS AND CROSSBAR MUST BE MADE OF WOOD, METAL OR OTHER APPROVED MATERIAL. THEY MUST BE SQUARE, RECTANGULAR, ROUND OR ELLIPTICAL IN SHAPE AND MUST NOT BE DANGEROUS TO PLAYERS.
- ❖ THE DISTANCE BETWEEN THE POSTS IS 7.32 M (8 YDS) AND THE DISTANCE FROM THE LOWER EDGE OF THE CROSSBAR TO THE GROUND IS 2.44 M (8 FT).

COMPERATIVE CHART AND STANDARDS

THEISIS 2019-20

OBJECTS	CASE STUDY 1	CASE STUDY -2	LITRATURE -1	LITRATURE STANDARD -2
SITE AREA	EKANA SPORTS CITY HAS 66 ACRE FOR DEVELOPMEN T OF SPORTS INFRA – STRUCTRE.	35 PAC VAHINI LUCKNOW SPORTS GROUND HAS 11.10 ACRE AREA .	DUBAI SPORTS CITY , DUBAI	-
PERMISSIBLE GROUND COVERAGE	30%	30%	-	-
F.A.R	2.5	2.5	-	-
PARKING	2ECS/100SQM T	2ECS/100S QMT	-	60K CAP. -10,000 CARS
ADMIN BLOCK	-	-	-	-
SWIMMING POOL AREA	-	-	-	10X27
GYM HALL	-	-	-	40-50 USERS / 200SQMT
REQUIRED TOILET	-	-	-	THE REQUIRED NO. OF TOILET VISITORS IS 0.01. HE -40% SHE -20%
DOPING CONTROL ROOM	-	-	-	36 SQMT
		ADMIN BLOCK		
RECEPTION	25 SQMT.	-	-	3 SQMT.
ENTRANCE LOBBY	165 SQMT.	-	-	100
SEC. ROOM	-	-	-	15

AREA ANALYSIS & FRAMED REQUIREMENT

THEISIS 2019-20

PLANNING NORMS OF SPORTS FACILITIES

S. N O.	CATEGORY	POP./UNIT APPROX	PLOT AREA
1.	DIVISIONAL SPORTS CENTER	10 LAKH	10 TO 30 Ha. & ABOVE
2.	DISTRICT SPORTS CENTER	5LAKH	3 TO 10& ABOVE
3.	COMMUNITY	1 LAKH	1 TO 3
4.	NEIGHBOURHOOD PLAY AREA	10,000	0.5 TO 1
5.	HOUSING AREA PLAY GROUND	5000	0.5

S. N O.	SPECIFICATION	CAPACITY	REQUIRED AREA(SQM.) OVERALL CIRCULATION
1.	CRICKET STADIUM	25000	15750 21250
2.	ATHELETICS STADIUM	20000	12600 17000
3.	MULTI PURPOSE HALL	3000	1890 2550
4.	SWIMMING POOL	3000	1890 2550
5.	HOSTEL(BOYS)	100	465+ 10%
6.	HOSTEL(GIRL)	100	310+10%

SEATING AREA FOR STADIUM SEATING AREA

WIDTH OF SEAT - 0.5 M
OVERALL DEPTH- 0.8 M
SEAT DEPTH - 0.35M
CIRCULATION - 0.45M

S. N O.	SPECIFICATION	AREA
1	CRICKET	22720+3000
2	MINI FOOTBALL STADIUM	12000
3	HOCKEY	90X50
4	VOLLEY BALL COURT	15X27
5	BADMINTON COURT	15X27
6	SWIMMING POOL	10X25
7	BASKET BALL COURT	15X25
8	TENNIS COURT	10.97X23.77

REQUIRED AREA FOR DOOR MITORY
– 3.1 SQM.

MULTIPURPOSE HALL(SINGLE HALL)

S. N O.	SPECIFICATION	AREA SQM.
1	ENTRANCE LOUNGE	15
2	CHANGE ROOM	20 2NOS
3	SHOWER AREA	15
4	TOILETS	FOR EACH CHANGING ROOM SEPRATE FOR HE /SHE
5	INSTRUCTOR ROOM	12
6	FIRST AID ROOM	8
7	EQUIPEMNET ROOM	60
8	GAMES HALL	20
9	CLEANING EQUIPMENT	5 1NOS
10	CARE TAKERS ROOM	10

AREA ANALYSIS & FRAMED REQUIREMENT

THEISIS 2019-20

STADIUM-

S. NO	SPECIFICATION	AREA (SQM.)
1	PLATINUM BOXES & DIRECTOR LAWNS	500
2	VVIP AND VIP LOUNGE WITH DINING HALL, CONFERENCE HALL AND REST ROOM	500
3	REHABILITATION CENTER	50
4	MEDIA GALLERY	200
5	COMMENTARY BOX	9
6	UMPIRE LOUNGE	9
7	AUDIO VISUAL ROOM	30
8	PLAYERS PAVILION WITH ALL FACILITIES	
9	DISPENSARY	20
10	DOPE TEST LAB	36
11	PHYSIOTHERAPY AREA	60
12	GYMNASIUM	200 40-50 USERS
13	TOILETS	2.7+20% VISITORS 2.7+20% STAFF

S. NO	SPECIFICATION	AREA (SQM.)
1	ENTRANCE LOBBY	100
2	RECEPTION	3
3	CONFERENCE ROOM	90
4	MANAGERS ROOM	9
5	PANTRY	0.4/ COVER
6	CAFETERIA	100
7	BILLIYARDS ROOM	72
8	TICKET COUNTER	72
9	FIRST AID ROOM	9
10	MEDITATION CENTER	50
11	DRESSING ROOM	150

PARKING NORMS-

- 1CAR SPACE /20 SEATS
- IF SUFFICIENT PARKING SPACE IS NOT POSSIBLE, PARKING SHOULD BE NO FURTHER THAN 1500METER FROM STADIUM.
- 2 BUSES & 8 CARS SHOULD BE AVAILABLE FOR TEAM MATCH AND STADIUM STAFF .
- VIP CAR PARKING
- 10 PARKING FOR LARGE VEHICLE FROR MEDIA

CONECPT

CONCEPT

The concept is derived by keeping in mind the aim of the project since the aim of the project is to promote sports in society, and this could only be achieved by creating sports environment that helps in raising sports culture in youths .

Considering the fact that when a stone is or rain drops are dropped into a never ending motion called **“ripple effects”** is creating and whole process is known as wave front in water body . similarly if we develop a certain zone of the city that has rich culture of sports environment . international events takes place frequently the positive wave will force people to more if it happiness in of our eyes.

Considering the fact that when a stone is dropped into water body , a never ending motion called “ripple effects” is creating and whole process is known as wave front in water body . similarly if we develop a certain zone of the city that has rich culture of sports environment . international events takes place frequently the positive wave will force people to more if it happiness in of our eyes. But the main problem leis in fact that developing a philosophy and executing it pructicality deffers .


But the main problem leis in fact that developing a philosophy and executing it pructicality deffers .

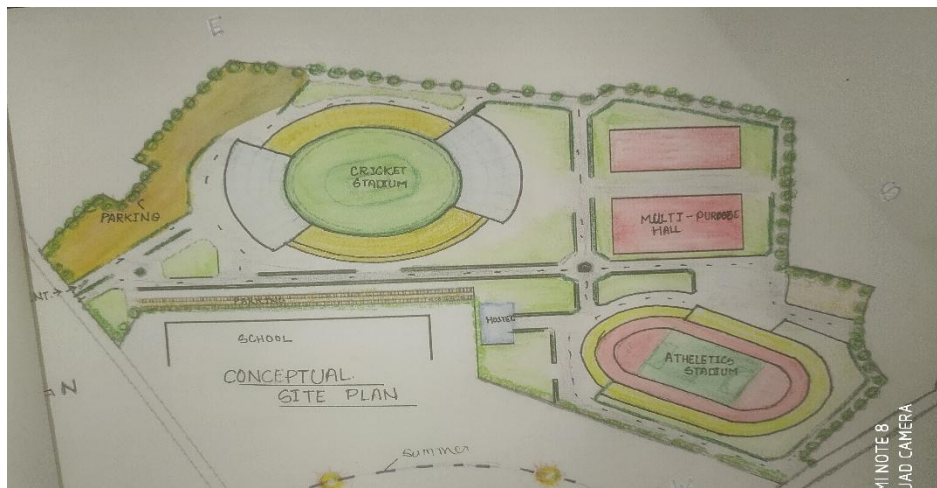
So i came to know about various context related to site , city , sports , society culture etc.And found concentricity is some how dominant in that region. It also symbolise the waves formed in water.

RIPPLE EFFECT




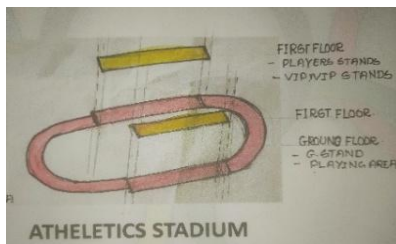
FORM EVALUTIOPN



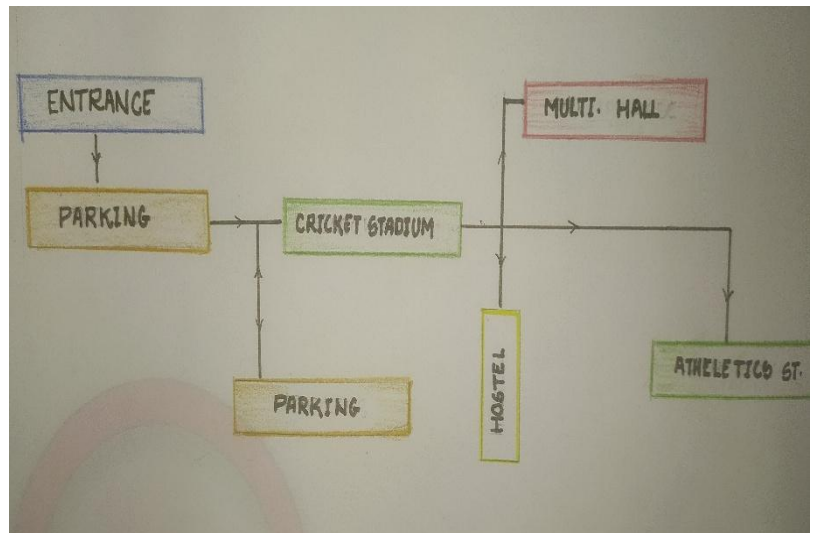


CONCEPTUAL SITE PLAN


STACKING



CONCEPTUAL VERTICAL STACKING



HORIZONTAL STAKING



THESIS TOPIC

**M. S. DHONI SPORTS GALAXY
AT LUCKNOW**

BUILDING BLOCK

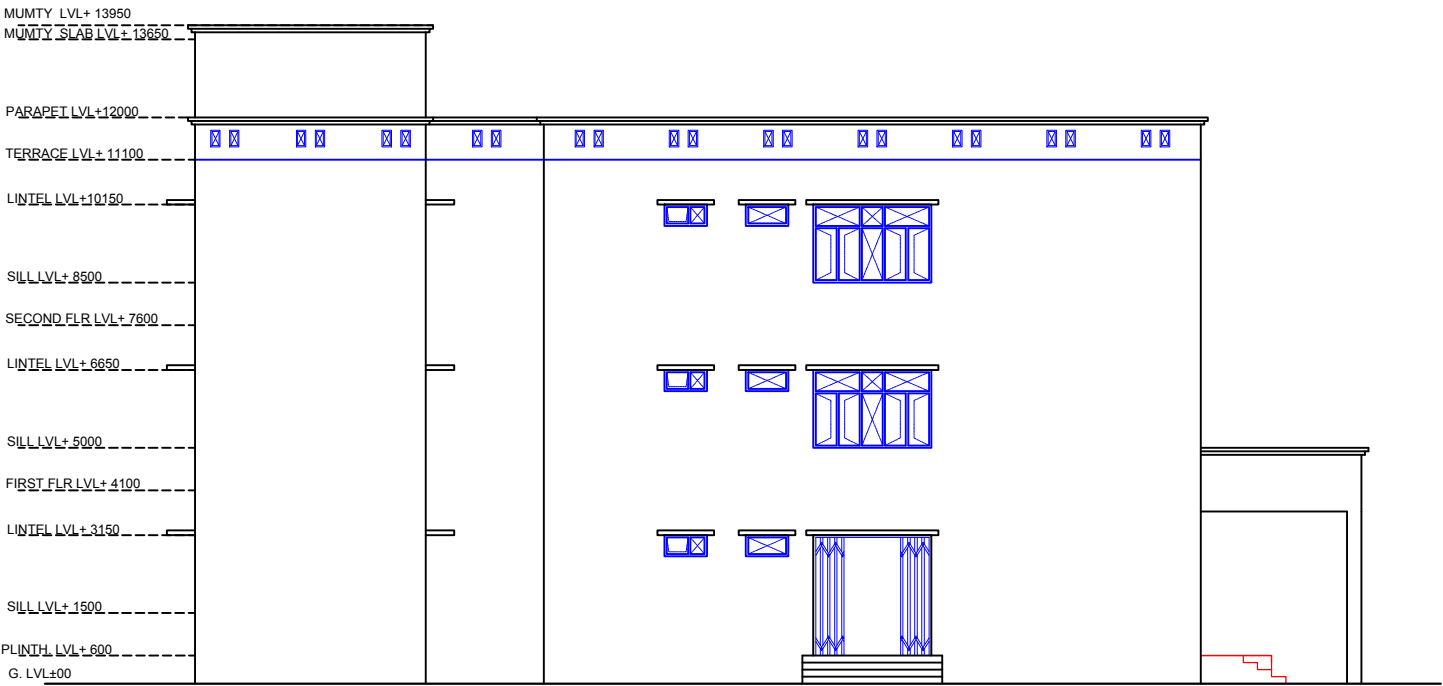
**100 BEDDED HOSTEL
TERRACE FLOOR LAYOUT PLAN**

GUIDED BY-

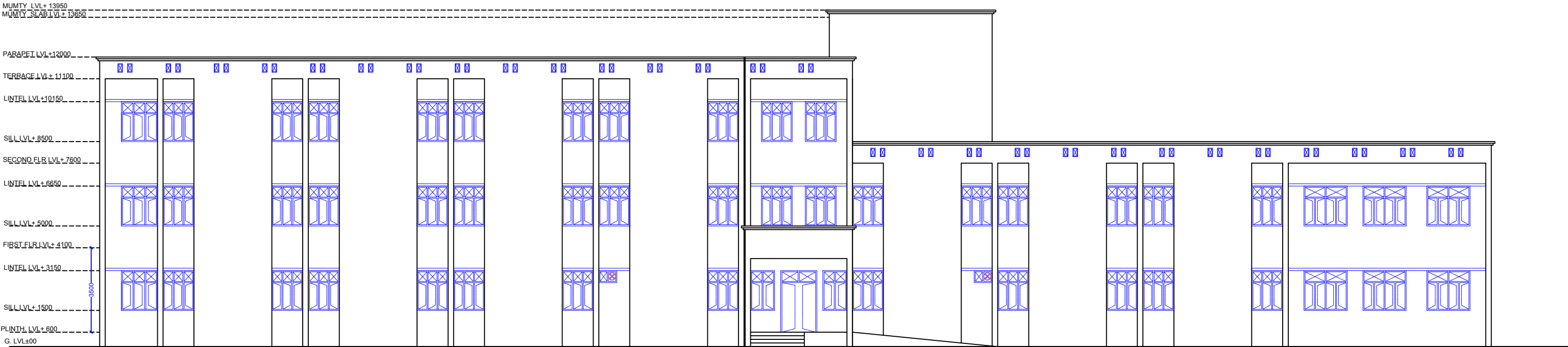
AR. MOHIT SACHAN

SUB . BY-

**RAHUL KUMAR
B.ARCH FINAL YEAR
SECTION - AR- 5.3
ROLL NO. - 1150101060**



SIDE ELEVATION



FRONT ELEVATION

THESIS TOPIC

**M. S. DHONI SPORTS GALAXY
AT LUCKNOW**

BUILDING BLOCK

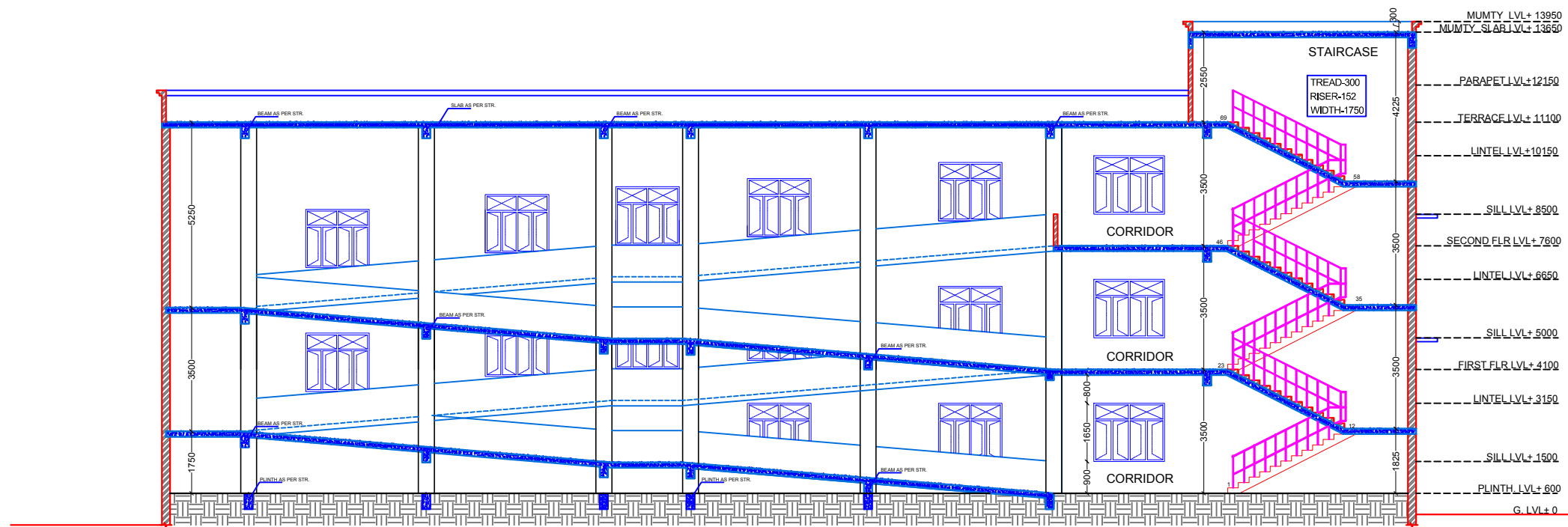
**100 BEDDED HOSTEL
ELEVATION**

GUIDED BY-

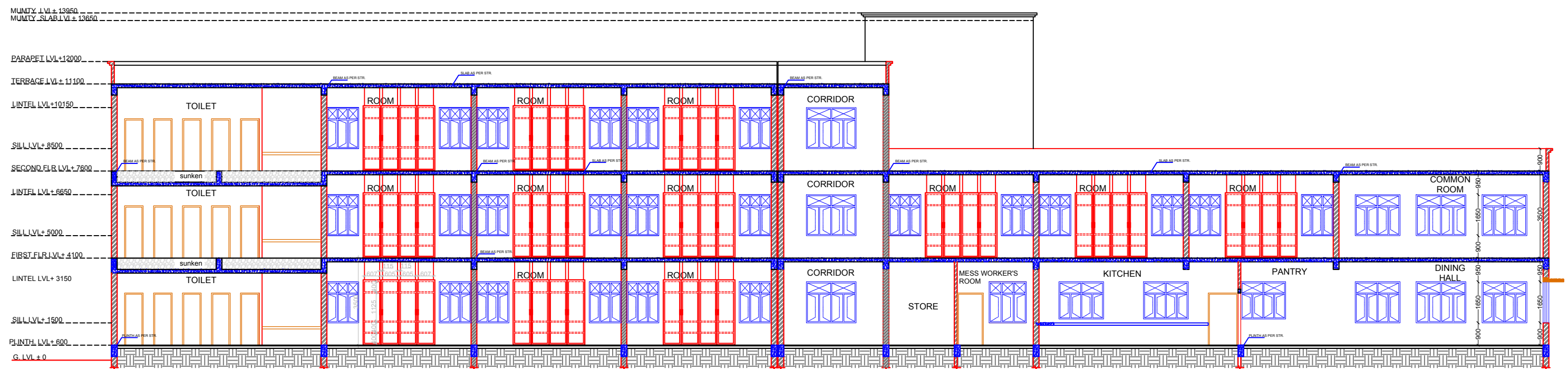
AR. MOHIT SACHAN

SUB . BY-

**RAHUL KUMAR
B.ARCH FINAL YEAR
SECTION - AR- 5.3
ROLL NO. - 1150101060**



SECTION AT-YY



SECTION AT-XX

THESIS TOPIC

**M. S. DHONI SPORTS GALAXY
AT LUCKNOW**

BUILDING BLOCK

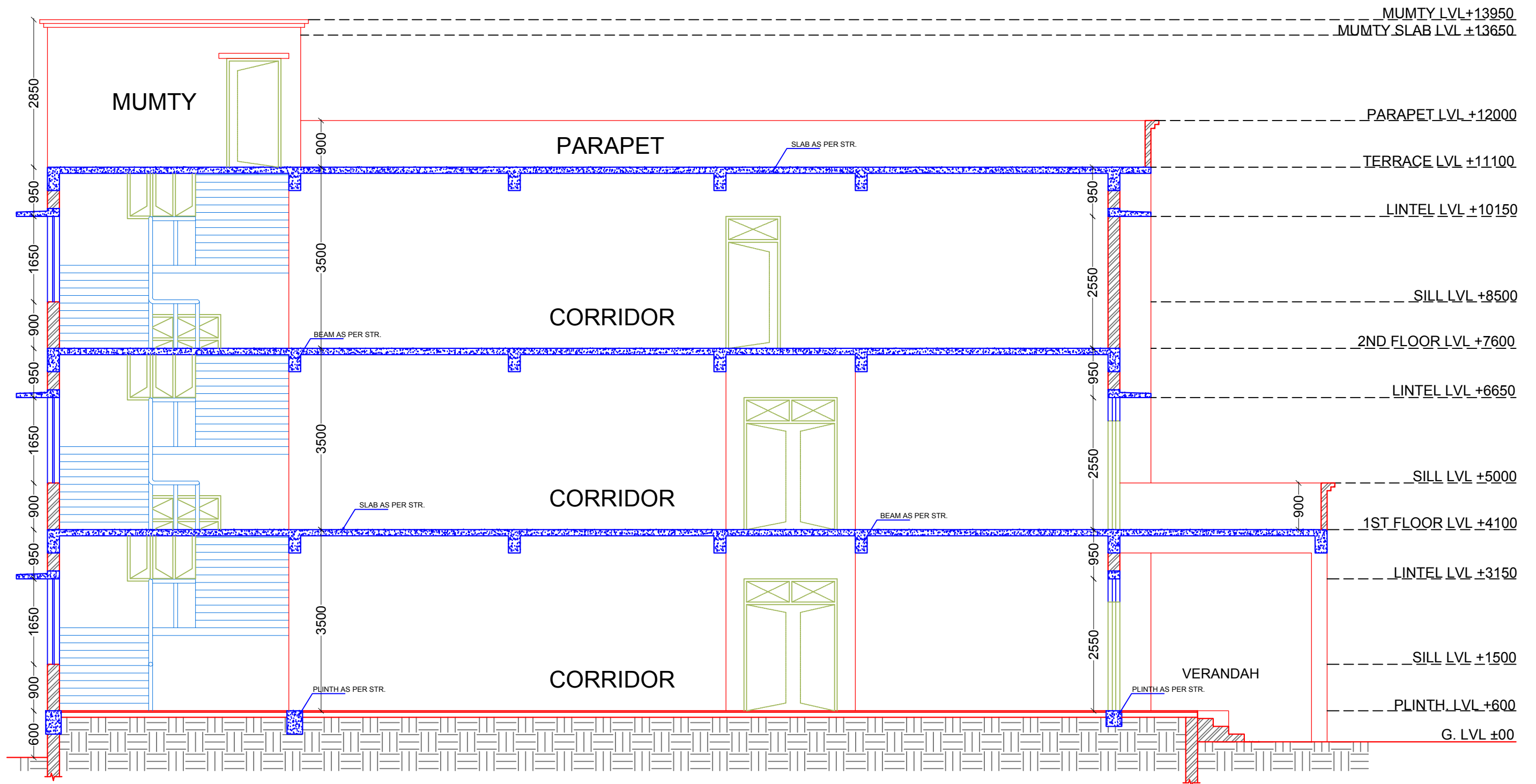
**100 BEDDED HOSTEL
SECTIONS**

GUIDED BY-

AR. MOHIT SACHAN

SUB. BY-

**RAHUL KUMAR
B.ARCH FINAL YEAR
SECTION - AR- 5.3
ROLL NO. - 1150101060**



SECTION AT- Z Z

**M. S. DHONI SPORTS GALAXY
AT LUCKNOW**

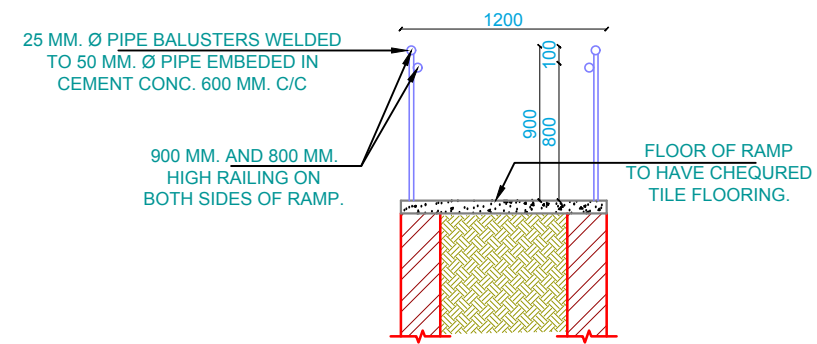
**100 BEDDED HOSTEL
SECTION**

GUIDED BY-

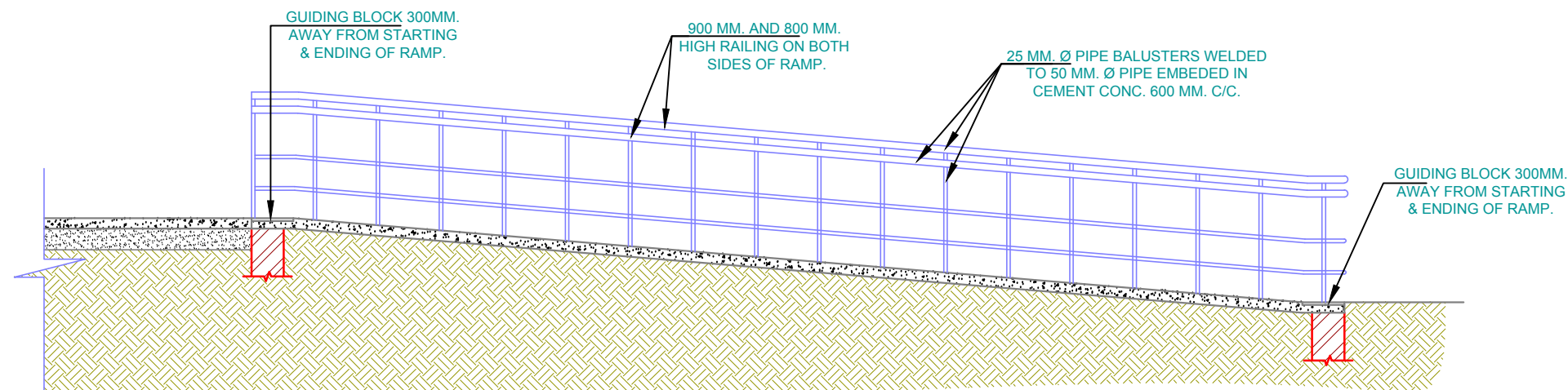
AR. MOHIT SACHAN

SUB. BY-

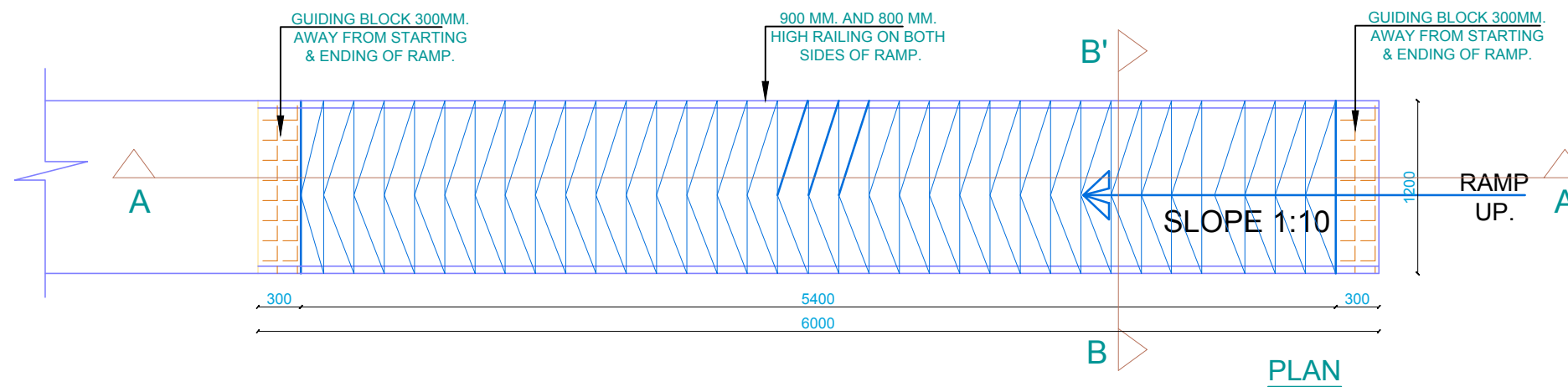
**RAHUL KUMAR
B.ARCH FINAL YEAR
SECTION - AR- 5.3
ROLL NO. - 1150101060**



SECTION AT B-B



SECTION A-A'



PLAN

RAMP DETAIL

**M. S. DHONI SPORTS GALAXY
AT LUCKNOW**

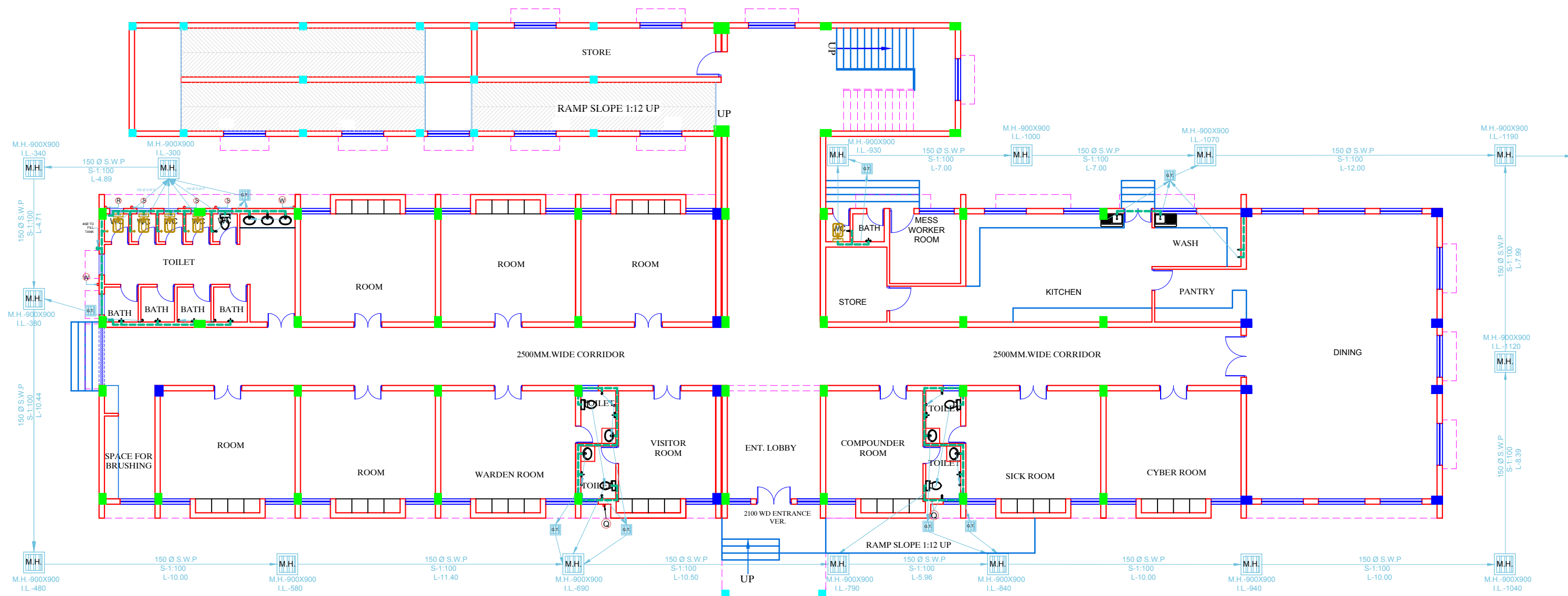
**100 BEDDED HOSTEL
RAMP DETAILS**

GUIDED BY-

AR. MOHIT SACHAN

SUB. BY-

**RAHUL KUMAR
B.ARCH FINAL YEAR
SECTION - AR- 5.3
ROLL NO. - 1150101060**



LEGEND :- (Sanitary)		
S.NO.	SYMBOL	DESCRIPTION
1.	R	100Ø RAIN WATER PIPE
2.	S	100Ø C.I.SOIL & VENT PIPE
3.	W	75Ø C.I.WASTE & VENT PIPE
4.	Q	WATER SUPPLY PIPE (G.I.)
5.	—	G.I. PIPE FOR WATER SUPPLY
6.	✚	GATE VALVE
7.	M.H.	MAIN HOLE
8.	⊙	FLOOR TRAP
9.	G.T.	GULLY TRAP
10.	⚓	ABLUTION TAP

- NOTES :- (Sanitary)**
1. ALL C.I. PIPE SHALL BE JOINT BY CAULKED LEAD AND SPUN YARN.
 2. S.W. PIPE S SHALL BE JOINTED BY CEMENT MORTAR (1CEMENT:1FINE SAND).
 3. JOINTING OF G.I. PIPES SHALL BE DONE BY WHITE LEAD AND SPUN YARN.
 4. THE SLOPE OF TOILET FLOORS TOWARDS FLOOR TRAP SHALL BE 1:40 MINIMUM.
 5. THE SLOPE OF PIPES LAID UNDER TOILET FLOORS SHALL BE BETWEEN 1:10 TO 1:40.
 6. THE C.I. PIPES LAID UNDER FLOORS SHALL BE COVERED IN BED AND AROUND WITH 75 MM.CEMENT CONC. (1:2:4).
 7. THE SLOPE OF TERRACE FROM RIDGE LINE TOWARDS RAIN WATER PIPES SHALL BE 1 IN 100.
 8. THE INVERT LVL. OF MAIN HOLE SHALL BE DECIDED AFTER GIVING THE PROPER MENTIONED SLOPE TO S.W. PIPES.
 9. THE OVER HEAD WATER TANK SHALL BE FILLED TWICE A DAY.
 10. THE STRAIGHT RUNS BETWEEN THE MAIN HOLES SHOULD NOT BE MORE THAN 30M.

THESIS TOPIC

**M. S. DHONI SPORTS GALAXY
AT LUCKNOW**

BUILDING BLOCK

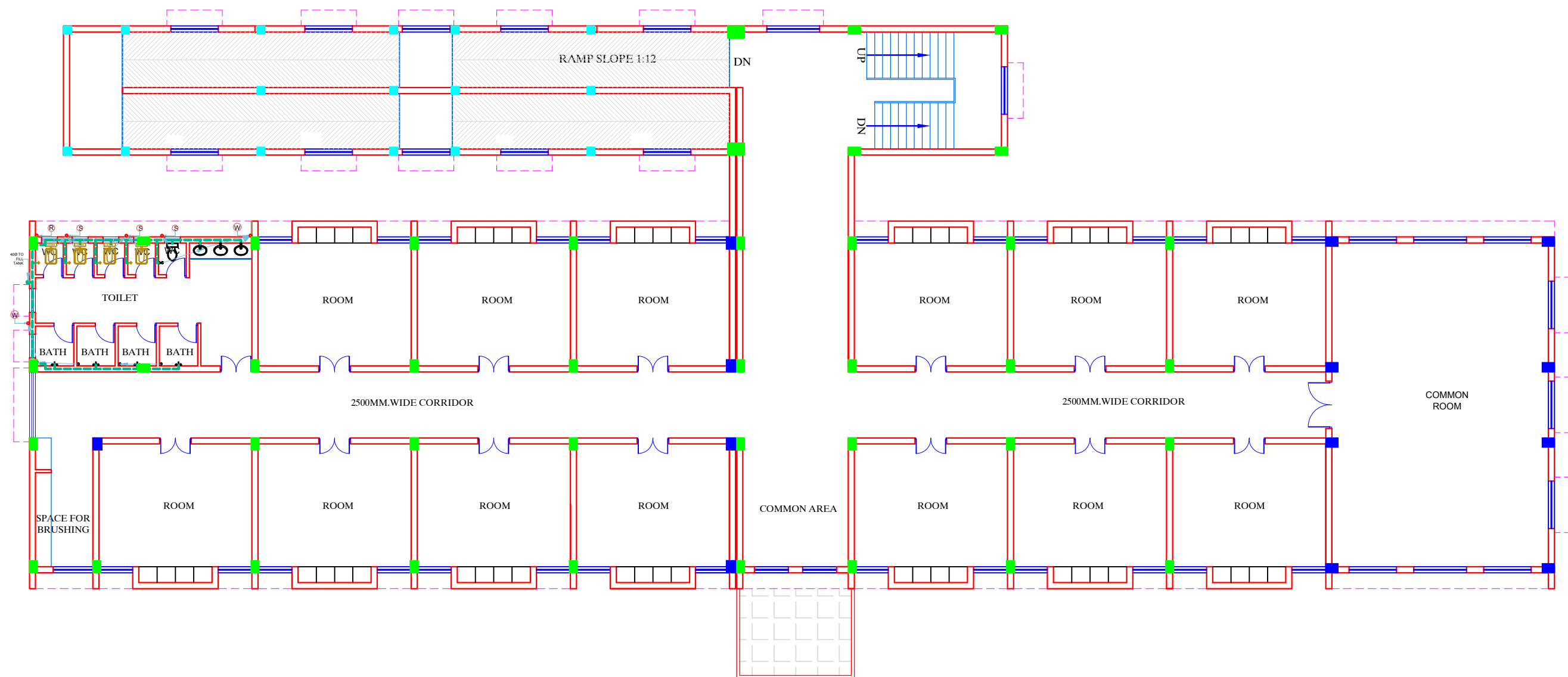
**SANITARY PLAN
(GROUND FLOOR)**

GUIDED BY-

AR. MOHIT SACHAN

SUB . BY-

**RAHUL KUMAR
B.ARCH FINAL YEAR
SECTION - AR- 5.3
ROLL NO. - 1150101060**



LEGEND :- (Sanitary)		
S.NO.	SYMBOL	DESCRIPTION
1.	R	100Ø RAIN WATER PIPE
2.	S	100Ø C.I.SOIL & VENT PIPE
3.	W	75Ø C.I.WASTE & VENT PIPE
4.	Q	WATER SUPPLY PIPE (G.I.)
5.	—	G.I. PIPE FOR WATER SUPPLY
6.	✚	GATE VALVE
7.	M.H.	MAIN HOLE
8.	⊙	FLOOR TRAP
9.	G.T.	GULLY TRAP
10.	⚓	ABLUTION TAP

NOTES :- (Sanitary)	
1.	ALL C.I. PIPE SHALL BE JOINT BY CAULKED LEAD AND SPUN YARN.
2.	S.W. PIPE S SHALL BE JOINTED BY CEMENT MORTAR (1CEMENT:1FINE SAND).
3.	JOINTING OF G.I. PIPES SHALL BE DONE BY WHITE LEAD AND SPUN YARN.
4.	THE SLOPE OF TOILET FLOORS TOWARDS FLOOR TRAP SHALL BE 1:40 MINIMUM.
5.	THE SLOPE OF PIPES LAID UNDER TOILET FLOORS SHALL BE BETWEEN 1:10 TO 1:40.
6.	THE C.I. PIPES LAID UNDER FLOORS SHALL BE COVERED IN BED AND AROUND WITH 75 MM.CEMENT CONC. (1:2:4). .
7.	THE SLOPE OF TERRACE FROM RIDGE LINE TOWARDS RAIN WATER PIPES SHALL BE 1 IN 100.
8.	THE INVERT LVL. OF MAIN HOLE SHALL BE DECIDED AFTER GIVING THE PROPER MENTIONED SLOPE TO S.W. PIPES.
9.	THE OVER HEAD WATER TANK SHALL BE FILLED TWICE A DAY.
10.	THE STRAIGHT RUNS BETWEEN THE MAIN HOLES SHOULD NOT BE MORE THAN 30M.

THESIS TOPIC

**M. S. DHONI SPORTS GALAXY
AT LUCKNOW**

BUILDING BLOCK

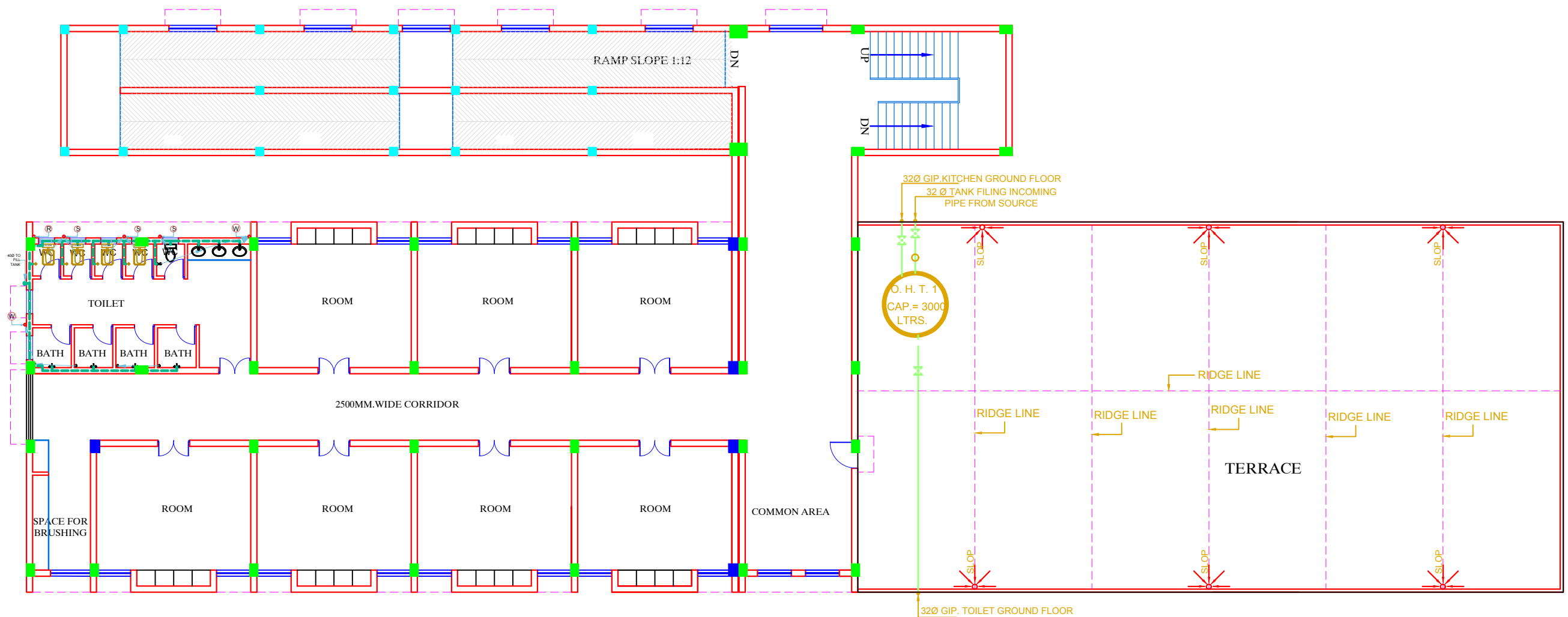
**SANITARY PLAN
(FIRST FLOOR)**

GUIDED BY-

AR. MOHIT SACHAN

SUB . BY-

**RAHUL KUMAR
B.ARCH FINAL YEAR
SECTION - AR- 5.3
ROLL NO. - 1150101060**



LEGEND :- (Sanitary)		
S.NO.	SYMBOL	DESCRIPTION
1.	R	100Ø RAIN WATER PIPE
2.	S	100Ø C.I.SOIL & VENT PIPE
3.	W	75Ø C.I.WASTE & VENT PIPE
4.	Q	WATER SUPPLY PIPE (G.I.)
5.	—	G.I. PIPE FOR WATER SUPPLY
6.	⋈	GATE VALVE
7.	M.H.	MAIN HOLE
8.	⊙	FLOOR TRAP
9.	G.T.	GULLY TRAP
10.	⌘	ABLUTION TAP

NOTES :- (Sanitary)	
1.	ALL C.I. PIPE SHALL BE JOINT BY CAULKED LEAD AND SPUN YARN.
2.	S.W. PIPE S SHALL BE JOINTED BY CEMENT MORTAR (1CEMENT:1FINE SAND).
3.	JOINTING OF G.I. PIPES SHALL BE DONE BY WHITE LEAD AND SPUN YARN.
4.	THE SLOPE OF TOILET FLOORS TOWARDS FLOOR TRAP SHALL BE 1:40 MINIMUM.
5.	THE SLOPE OF PIPES LAID UNDER TOILET FLOORS SHALL BE BETWEEN 1:10 TO 1:40.
6.	THE C.I. PIPES LAID UNDER FLOORS SHALL BE COVERED IN BED AND AROUND WITH 75 MM.CEMENT CONC. (1:2:4).
7.	THE SLOPE OF TERRACE FROM RIDGE LINE TOWARDS RAIN WATER PIPES SHALL BE 1 IN 100.
8.	THE INVERT LVL. OF MAIN HOLE SHALL BE DECIDED AFTER GIVING THE PROPER MENTIONED SLOPE TO S.W. PIPES.
9.	THE OVER HEAD WATER TANK SHALL BE FILLED TWICE A DAY.
10.	THE STRAIGHT RUNS BETWEEN THE MAIN HOLES SHOULD NOT BE MORE THAN 30M.

THESIS TOPIC

M. S. DHONI SPORTS GALAXY
AT LUCKNOW

BUILDING BLOCK

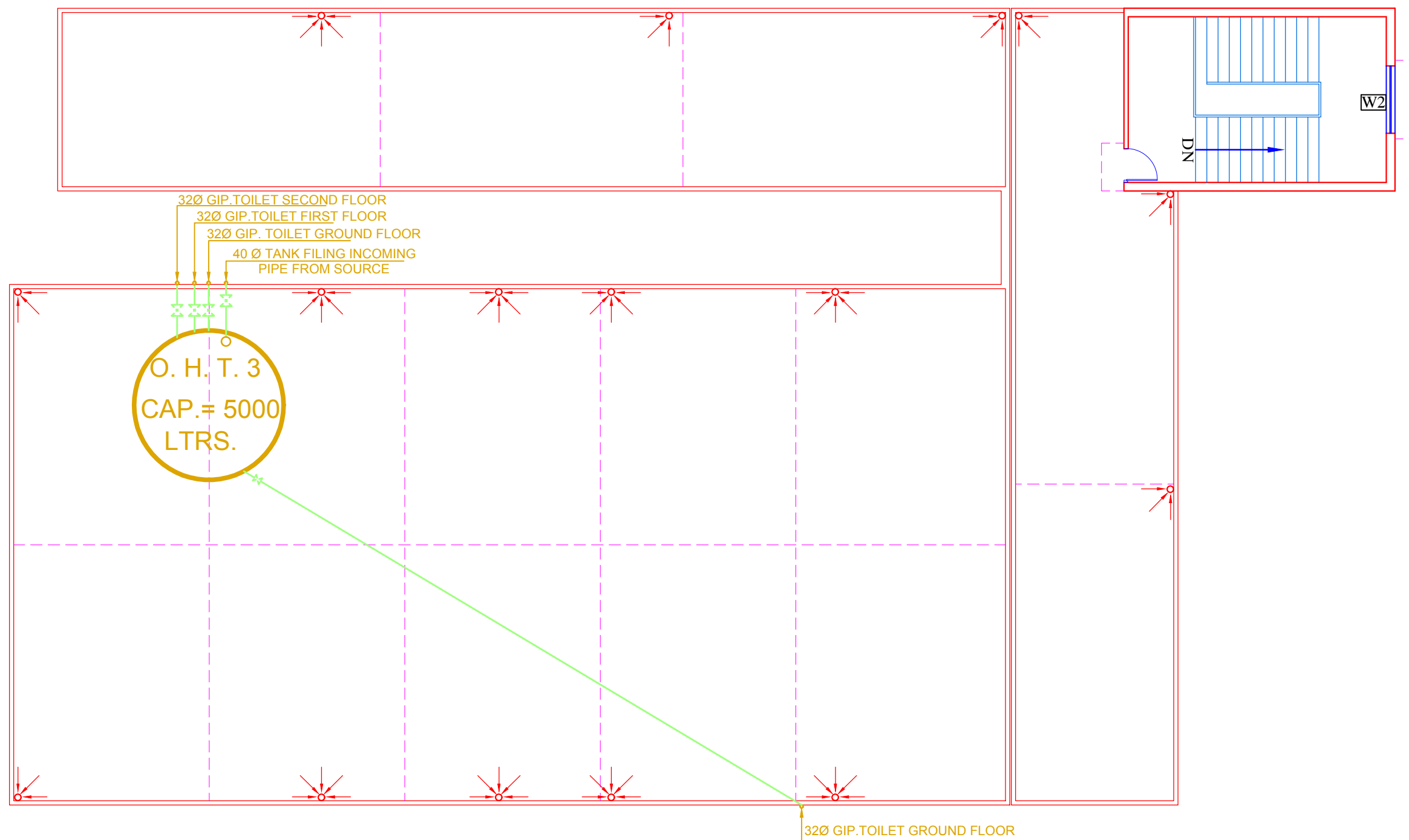
SANITARY PLAN
(SECOND FLOOR)

GUIDED BY-

AR. MOHIT SACHAN

SUB. BY-

RAHUL KUMAR
B.ARCH FINAL YEAR
SECTION - AR- 5.3
ROLL NO. - 1150101060



THESIS TOPIC

**M. S. DHONI SPORTS GALAXY
 AT LUCKNOW**

BUILDING BLOCK

**SANITARY PLAN
 (TERRACE FLOOR)**

GUIDED BY-

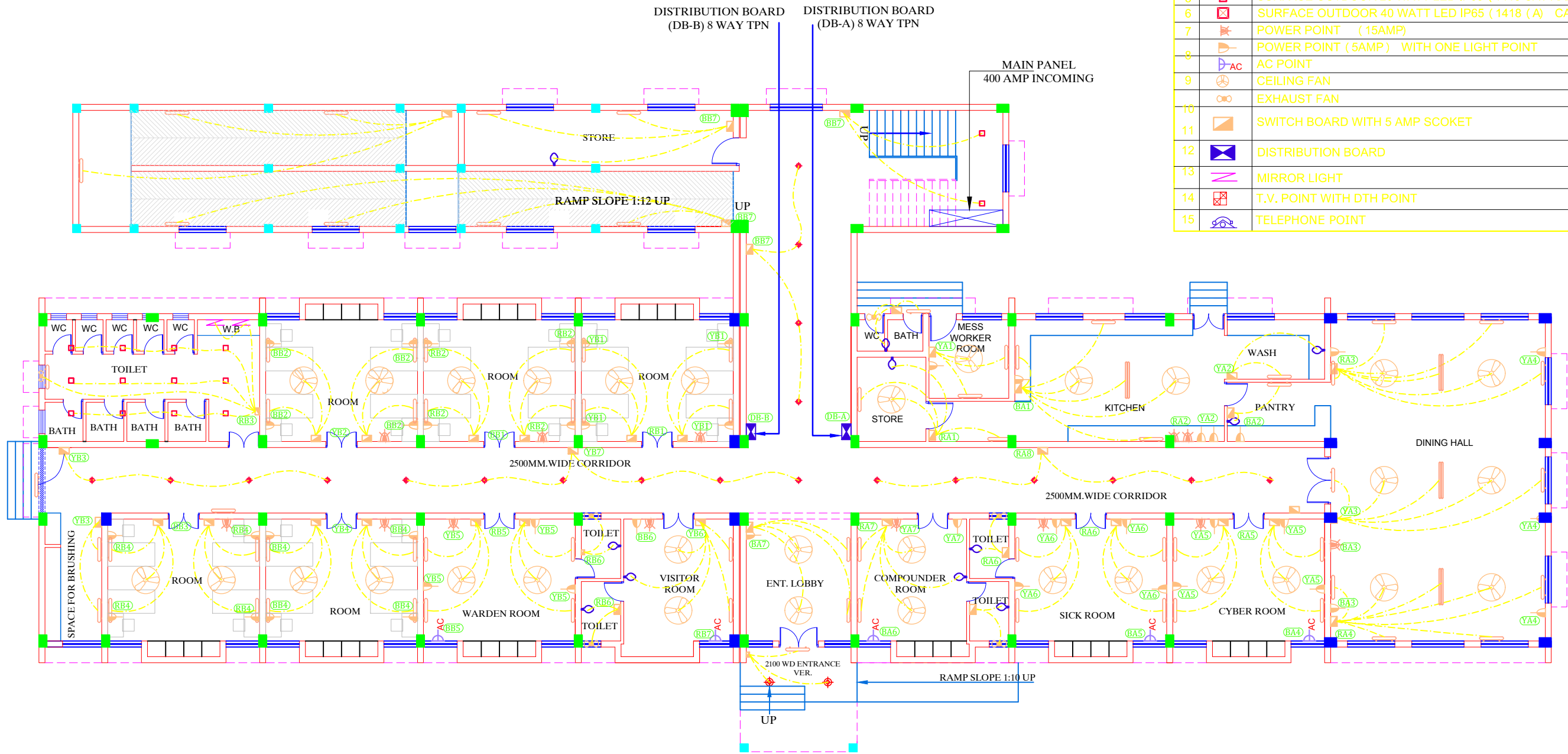
AR. MOHIT SACHAN

SUB . BY-

**RAHUL KUMAR
 B.ARCH FINAL YEAR
 SECTION - AR- 5.3
 ROLL NO. - 1150101060**

LEGEND:- (electrical)

SL. NO.	SYMBOL	DESCRIPTION	RATING	POSITION
1		LED TUBE LIGHT 1X22W (1413 CAT AAA)	1X22W	2550
2		LED TUBE LIGHT 1X22W (1414 CAT AAA)	2X22W	
3		DOWNLIGHTER 10-15 WATT (1402 CAT AAA)	10-15 W	
4		LED CFL 15 WATT	15-18W	
5		SURFACE OUTDOOR 20 WATT LED IP65 (1418 CAT AAA)	20W	
6		SURFACE OUTDOOR 40 WATT LED IP65 (1418 (A) CAT AAA)	40W	
7		POWER POINT (15AMP)		450
8		POWER POINT (5AMP) WITH ONE LIGHT POINT		900
9		AC POINT		450
10		CEILING FAN		
11		EXHAUST FAN		
12		SWITCH BOARD WITH 5 AMP SCOKET		1100
13		DISTRIBUTION BOARD		
14		MIRROR LIGHT		
15		T.V. POINT WITH DTH POINT		900
16		TELEPHONE POINT		



THESIS TOPIC

M. S. DHONI SPORTS GALAXY
AT LUCKNOW

BUILDING BLOCK

ELECTRICAL PLAN
(GROUND FLOOR)

GUIDED BY-

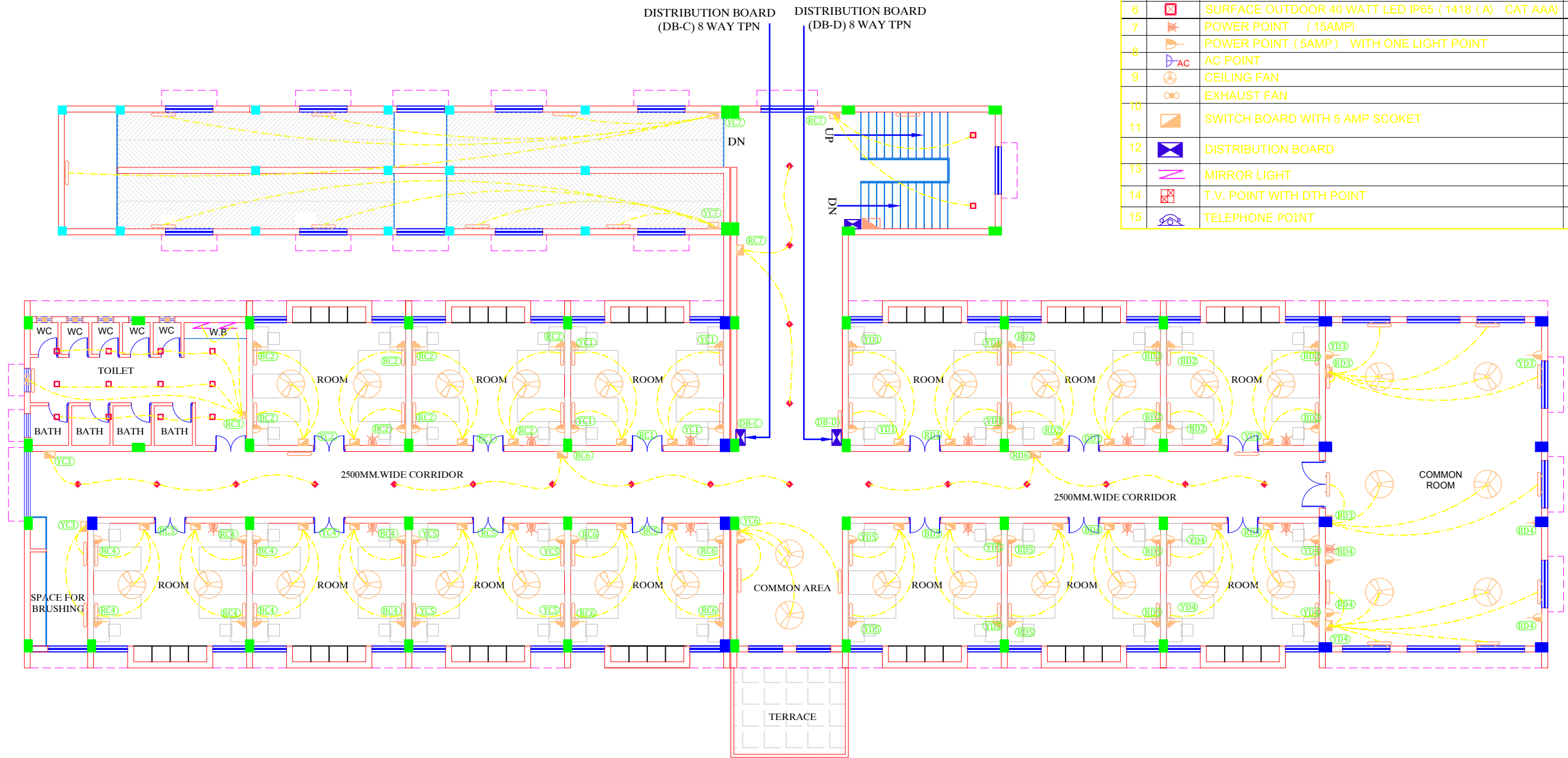
AR. MOHIT SACHAN

SUB . BY-

RAHUL KUMAR
B.ARCH FINAL YEAR
SECTION - AR- 5.3
ROLL NO. - 1150101060

LEGEND:- (electrical)

SL. NO.	SYMBOL	DESCRIPTION	RATING	POSITION
1		LED TUBE LIGHT 1X22W (1413 CAT AAA)	1X22W	2550
2		LED TUBE LIGHT 1X22W (1414 CAT AAA)	2X22W	
3		DOWNLIGHTER 10-15 WATT (1402 CAT AAA)	10-15 W	
4		LED CFL 15 WATT	15-18W	
5		SURFACE OUTDOOR 20 WATT LED IP65 (1418 CAT AAA)	20W	
6		SURFACE OUTDOOR 40 WATT LED IP65 (1418 (A) CAT AAA)	40W	
7		POWER POINT (15AMP)		450
8		POWER POINT (5AMP) WITH ONE LIGHT POINT		900
9		AC POINT		450
10		CEILING FAN		
11		EXHAUST FAN		
12		SWITCH BOARD WITH 5 AMP SCOKET		1100
13		DISTRIBUTION BOARD		
14		MIRROR LIGHT		
15		T.V. POINT WITH DTH POINT		900
16		TELEPHONE POINT		



THESIS TOPIC

M. S. DHONI SPORTS GALAXY
AT LUCKNOW

BUILDING BLOCK

ELECTRICAL PLAN
(FIRST FLOOR)

GUIDED BY-

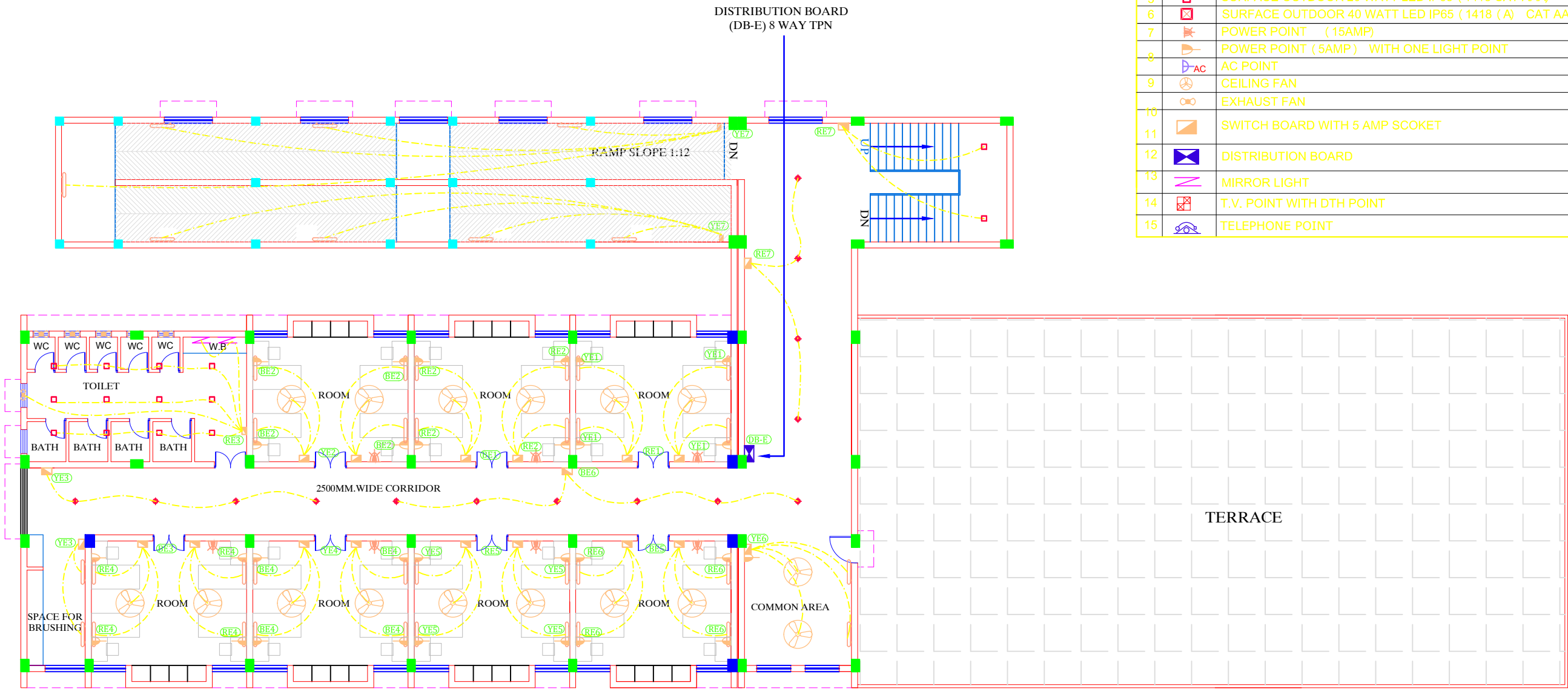
AR. MOHIT SACHAN

SUB . BY-

RAHUL KUMAR
B.ARCH FINAL YEAR
SECTION - AR- 5.3
ROLL NO. - 1150101060

LEGEND:- (electrical)

SL. NO.	SYMBOL	DESCRIPTION	RATING	POSITION
1		LED TUBE LIGHT 1X22W (1413 CAT AAA)	1X22W	2550
2		LED TUBE LIGHT 1X22W (1414 CAT AAA)	2X22W	
3		DOWNLIGHTER 10-15 WATT (1402 CAT AAA)	10-15 W	
4		LED CFL 15 WATT	15-18W	
5		SURFACE OUTDOOR 20 WATT LED IP65 (1418 CAT AAA)	20W	
6		SURFACE OUTDOOR 40 WATT LED IP65 (1418 (A) CAT AAA)	40W	
7		POWER POINT (15AMP)		450
8		POWER POINT (5AMP) WITH ONE LIGHT POINT		900
9		AC POINT		450
9		CEILING FAN		
		EXHAUST FAN		
10		SWITCH BOARD WITH 5 AMP SCOKET		1100
12		DISTRIBUTION BOARD		
13		MIRROR LIGHT		
14		T.V. POINT WITH DTH POINT		900
15		TELEPHONE POINT		



THESIS TOPIC

M. S. DHONI SPORTS GALAXY
AT LUCKNOW

BUILDING BLOCK

ELECTRICAL PLAN
(TERRACE FLOOR)

GUIDED BY-

AR. MOHIT SACHAN

SUB . BY-

RAHUL KUMAR
B.ARCH FINAL YEAR
SECTION - AR- 5.3
ROLL NO. - 1150101060

DISTRIBUTION BOARD - A (08 - WAY - TPN) FOR LIGHT					
GROUND FLOOR					
CKT. NO.	WIRE SIZE IN (SQ M.M.)	SP. MCB'S RATING IN AMP	POWER IN WATT	LOCATION	TYPE OF POINT
RA1	2x1.5 +1.0x1.5	6	260	STORE & TOILET	LIGHT
RA2	2x1.5 +1.0x1.5	10	1000	KITCHEN	POWER
RA3	2x1.5 +1.0x1.5	6	510	DINING HALL	LIGHT
RA4	2x1.5 +1.0x1.5	6	510	DINING HALL	LIGHT
RA5	2x1.5 +1.0x1.5	6	460	CYBER ROOM	LIGHT
RA6	2x1.5 +1.0x1.5	16	2000	SICK ROOM	AC
RA7	2x1.5 +1.0x1.5	6	380	COMPOUNDER ROOM	LIGHT
RA8	2x1.5 +1.0x1.5	6	SPARE		
TOTAL (R)			5120	WATT	
YA1	2x1.5 +1.0x1.5	6	330	MESS WORKER	LIGHT
YA2	2x2.5 +1.0x1.5	10	375	WASH	POWER
YA3	2x1.5 +1.0x1.5	6	280	DINING HALL	LIGHT
YA4	2x2.5 +1.0x1.5	6	300	DINING HALL	POWER
YA5	2x2.5 +1.0x1.5	10	900	CYBER ROOM	POWER
YA6	2x2.5 +1.0x1.5	10	900	SICK ROOM	POWER
YA7	2x2.5 +1.0x1.5	16	2000	COMPOUNDER ROOM	AC
YA8	2x2.5 +1.0x1.5	10	SPARE		
TOTAL (Y)			5085	WATT	
BA1	2x1.5 +1.0x1.5	6	410	KITCHEN	LIGHT
BA2	2x1.5 +1.0x1.5	6	175	PANTRY	LIGHT
BA3	2x2.5 +1.0x1.5	10	600	DINING HALL	POWER
BA4	2x4 +1.0x2.5	16	2000	CYBER ROOM	AC
BA5	2x4 +1.0x2.5	6	460	SICK ROOM	LIGHT
BA6	2x4 +1.0x2.5	16	600	COMPOUNDER ROOM	POWER
BA7	2x1.5 +1.0x1.5	6	470	ENT. LOBBY	LIGHT
BA8	2x1.5 +1.0x1.5	6	SPARE		
TOTAL (B)			4715	WATT	
TOTAL (R+Y+B)			14920	WATT	
INCOMING :- 40 AMP TPN MCB					
SUBMAIN :- 16 SQ. MM. 4C CABLE					

DISTRIBUTION BOARD - B (08 - WAY - TPN) FOR LIGHT					
GROUND FLOOR					
CKT. NO.	WIRE SIZE IN (SQ M.M.)	SP. MCB'S RATING IN AMP	POWER IN WATT	LOCATION	TYPE OF POINT
RB1	2x1.5 +1.0x1.5	6	460	ROOM	LIGHT
RB2	2x2.5 +1.0x1.5	10	900	ROOM	POWER
RB3	2x1.5 +1.0x1.5	6	1000	TOILET	LIGHT
RB4	2x2.5 +1.0x1.5	6	900	ROOM	POWER
RB5	2x2.5 +1.0x1.5	10	460	ROOM	LIGHT
RB6	2x1.5 +1.0x1.5	6	460	TOILET	LIGHT
RB7	2x4 +1.0x2.5	16	2000	WARDEN ROOM	AC
RB8	2x1.5 +1.0x1.5	6	SPARE		
TOTAL (R)			6180	WATT	
YB1	2x2.5 +1.0x1.5	10	900	ROOM	POWER
YB2	2x1.5 +1.0x1.5	6	460	ROOM	LIGHT
YB3	2x1.5 +1.0x1.5	6	185	CORRIDOR	LIGHT
YB4	2x2.5 +1.0x1.5	6	460	ROOM	LIGHT
YB5	2x2.5 +1.0x1.5	6	900	ROOM	POWER
YB6	2x1.5 +1.0x1.5	6	310	VISITOR ROOM	LIGHT
YB7	2x1.5 +1.0x1.5	6	220	CORRIDOR	LIGHT
YB8	2x1.5 +1.0x1.5	6	SPARE		
TOTAL (Y)			3435	WATT	
BB1	2x1.5 +1.0x1.5	6	460	ROOM	LIGHT
BB2	2x2.5 +1.0x1.5	6	900	ROOM	POWER
BB3	2x1.5 +1.0x1.5	6	460	ROOM	LIGHT
BB4	2x2.5 +1.0x1.5	6	900	ROOM	POWER
BB5	2x4 +1.0x2.5	6	2000	WARDEN ROOM	AC
BB6	2x2.5 +1.0x1.5	6	600	VISITOR ROOM	POWER
BB7	2x1.5 +1.0x1.5	6	550	RUMP	LIGHT
BB8	2x1.5 +1.0x1.5	6	SPARE		
TOTAL (B)			5870	WATT	
TOTAL (R+Y+B)			15485	WATT	
INCOMING :- 40 AMP TPN MCB					
SUBMAIN :- 16 SQ. MM. 4C CABLE					

DISTRIBUTION BOARD - C (08 - WAY - TPN) FOR LIGHT					
FIRST FLOOR					
CKT. NO.	WIRE SIZE IN (SQ M.M.)	SP. MCB'S RATING IN AMP	POWER IN WATT	LOCATION	TYPE OF POINT
RC1	2x1.5 +1.0x1.5	6	460	ROOM	LIGHT
RC2	2x2.5 +1.0x1.5	10	900	ROOM	POWER
RC3	2x1.5 +1.0x1.5	6	1000	TOILET	LIGHT
RC4	2x2.5 +1.0x1.5	6	900	ROOM	POWER
RC5	2x1.5 +1.0x1.5	10	460	ROOM	LIGHT
RC6	2x2.5 +1.0x1.5	10	900	ROOM	POWER
RC7	2x1.5 +1.0x1.5	6	550	RUMP	LIGHT
RC8	2x1.5 +1.0x1.5	6	SPARE		
TOTAL (R)			5170	WATT	
YC1	2x2.5 +1.0x1.5	10	900	ROOM	POWER
YC2	2x1.5 +1.0x1.5	6	460	ROOM	LIGHT
YC3	2x1.5 +1.0x1.5	6	185	CORRIDOR	LIGHT
YC4	2x2.5 +1.0x1.5	6	460	ROOM	LIGHT
YC5	2x2.5 +1.0x1.5	10	900	ROOM	POWER
YC6	2x1.5 +1.0x1.5	6	410	COMMON AREA	LIGHT
YC7	2x1.5 +1.0x1.5	6	SPARE		LIGHT
YC8	2x1.5 +1.0x1.5	6	SPARE		
TOTAL (Y)			3315	WATT	
BC1	2x1.5 +1.0x1.5	6	460	ROOM	LIGHT
BC2	2x2.5 +1.0x1.5	6	900	ROOM	POWER
BC3	2x1.5 +1.0x1.5	6	460	ROOM	LIGHT
BC4	2x2.5 +1.0x1.5	6	900	ROOM	POWER
BC5	2x4 +1.0x2.5	6	460	ROOM	LIGHT
BC6	2x2.5 +1.0x1.5	6	220	CORRIDOR	LIGHT
BC7	2x1.5 +1.0x1.5	6	SPARE		
BC8	2x1.5 +1.0x1.5	6	SPARE		
TOTAL (B)			3400	WATT	
TOTAL (R+Y+B)			11885	WATT	
INCOMING :- 40 AMP TPN MCB					
SUBMAIN :- 16 SQ. MM. 4C CABLE					

DISTRIBUTION BOARD - D (08 - WAY - TPN) FOR LIGHT					
FIRST FLOOR					
CKT. NO.	WIRE SIZE IN (SQ M.M.)	SP. MCB'S RATING IN AMP	POWER IN WATT	LOCATION	TYPE OF POINT
RD1	2x1.5 +1.0x1.5	6	460	ROOM	LIGHT
RD2	2x2.5 +1.0x1.5	10	900	ROOM	POWER
RD3	2x1.5 +1.0x1.5	6	510	COMMON ROOM	LIGHT
RD4	2x2.5 +1.0x1.5	10	800	COMMON ROOM	POWER
RD5	2x1.5 +1.0x1.5	10	510	COMMON ROOM	LIGHT
RD6	2x1.5 +1.0x1.5	6	460	ROOM	LIGHT
RD7	2x2.5 +1.0x1.5	16	900	ROOM	POWER
RD8	2x1.5 +1.0x1.5	6	SPARE		
TOTAL (R)			4540	WATT	
YD1	2x2.5 +1.0x1.5	10	900	ROOM	POWER
YD2	2x1.5 +1.0x1.5	6	460	ROOM	LIGHT
YD3	2x1.5 +1.0x1.5	6	200	COMMON ROOM	POWER
YD4	2x2.5 +1.0x1.5	6	510	COMMON ROOM	LIGHT
YD5	2x2.5 +1.0x1.5	10	900	ROOM	POWER
YD6	2x2.5 +1.0x1.5	10	SPARE		
YD7	2x1.5 +1.0x1.5	6	SPARE		
YD8	2x1.5 +1.0x1.5	6	SPARE		
TOTAL (Y)			2970	WATT	
BC1	2x1.5 +1.0x1.5	6	460	ROOM	LIGHT
BC2	2x2.5 +1.0x1.5	6	900	ROOM	POWER
BC3	2x1.5 +1.0x1.5	10	460	COMMON ROOM	LIGHT
BC4	2x1.5 +1.0x1.5	6	460	ROOM	LIGHT
BC5	2x1.5 +1.0x1.5	6	460	ROOM	LIGHT
BC6	2x2.5 +1.0x1.5	6	SPARE		
BC7	2x1.5 +1.0x1.5	6	SPARE		
BC8	2x1.5 +1.0x1.5	6	SPARE		
TOTAL (B)			2740	WATT	
TOTAL (R+Y+B)			10250	WATT	
INCOMING :- 40 AMP TPN MCB					
SUBMAIN :- 16 SQ. MM. 4C CABLE					

DISTRIBUTION BOARD - E (08 - WAY - TPN) FOR LIGHT & POWER					
SECOND FLOOR					
CKT. NO.	WIRE SIZE IN (SQ M.M.)	SP. MCB'S RATING IN AMP	POWER IN WATT	LOCATION	TYPE OF POINT
RC1	2x1.5 +1.0x1.5	6	460	ROOM	LIGHT
RC2	2x2.5 +1.0x1.5	10	900	ROOM	POWER
RC3	2x1.5 +1.0x1.5	6	1000	TOILET	LIGHT
RC4	2x2.5 +1.0x1.5	6	900	ROOM	POWER
RC5	2x1.5 +1.0x1.5	10	460	ROOM	LIGHT
RC6	2x2.5 +1.0x1.5	10	900	ROOM	POWER
RC7	2x1.5 +1.0x1.5	6	550	RUMP	LIGHT
RC8	2x1.5 +1.0x1.5	6	SPARE		
TOTAL (B)			5170	WATT	
YC1	2x2.5 +1.0x1.5	10	900	ROOM	POWER
YC2	2x1.5 +1.0x1.5	6	460	ROOM	LIGHT
YC3	2x1.5 +1.0x1.5	6	185	CORRIDOR	LIGHT
YC4	2x2.5 +1.0x1.5	6	460	ROOM	LIGHT
YC5	2x2.5 +1.0x1.5	10	900	ROOM	POWER
YC6	2x1.5 +1.0x1.5	6	410	COMMON AREA	LIGHT
YC7	2x1.5 +1.0x1.5	6	SPARE		LIGHT
YC8	2x1.5 +1.0x1.5	6	SPARE		
TOTAL (B)			3315	WATT	
BC1	2x1.5 +1.0x1.5	6	460	ROOM	LIGHT
BC2	2x2.5 +1.0x1.5	6	900	ROOM	POWER
BC3	2x1.5 +1.0x1.5	6	460	ROOM	LIGHT
BC4	2x2.5 +1.0x1.5	6	900	ROOM	POWER
BC5	2x4 +1.0x2.5	6	460	ROOM	LIGHT
BC6	2x2.5 +1.0x1.5	6	220	CORRIDOR	LIGHT
BC7	2x1.5 +1.0x1.5	6	SPARE		
BC8	2x1.5 +1.0x1.5	6	SPARE		
TOTAL (B)			3400	WATT	
TOTAL (R+Y+B)			11885	WATT	
INCOMING :- 40 AMP TPN MCB					
SUBMAIN :- 16 SQ. MM. 4C CABLE					

THESIS TOPIC

M. S. DHONI SPORTS GALAXY
AT LUCKNOW

BUILDING BLOCK

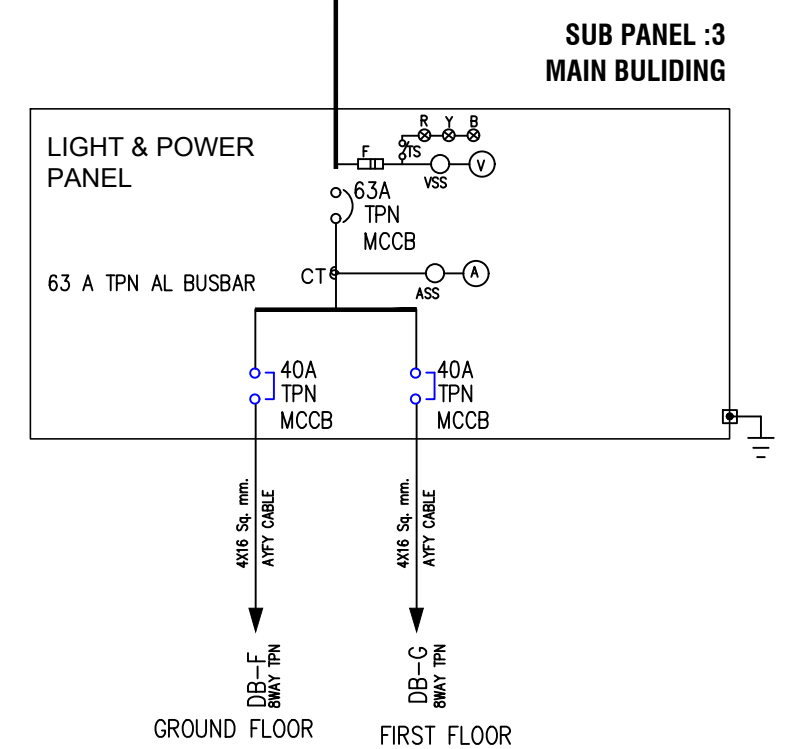
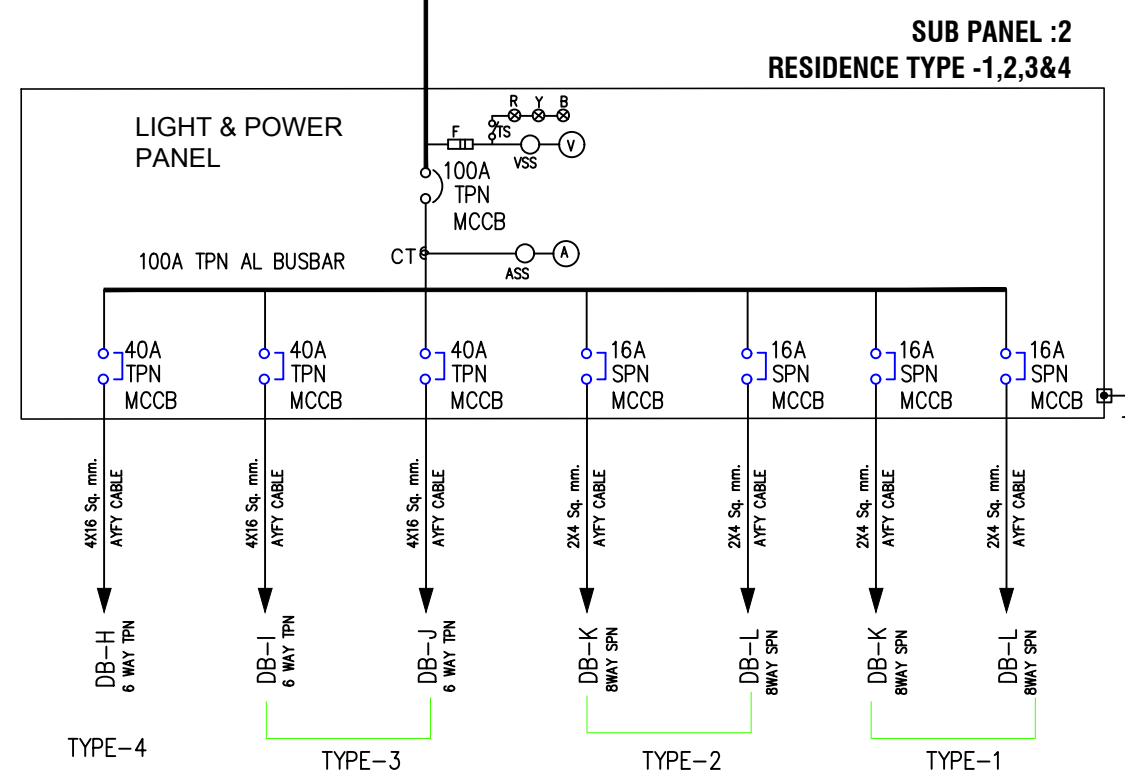
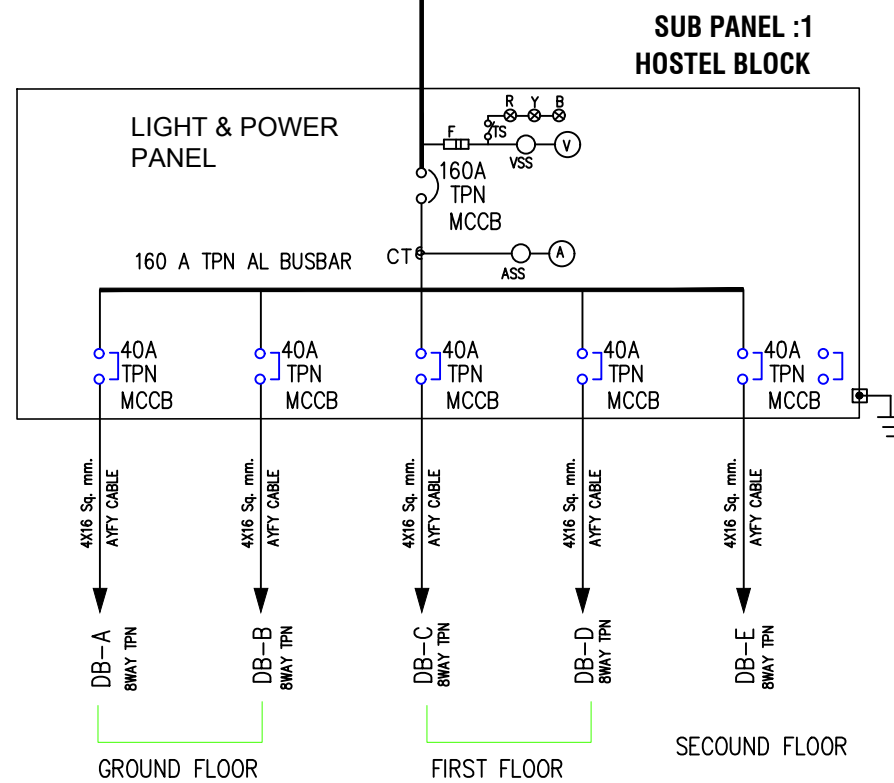
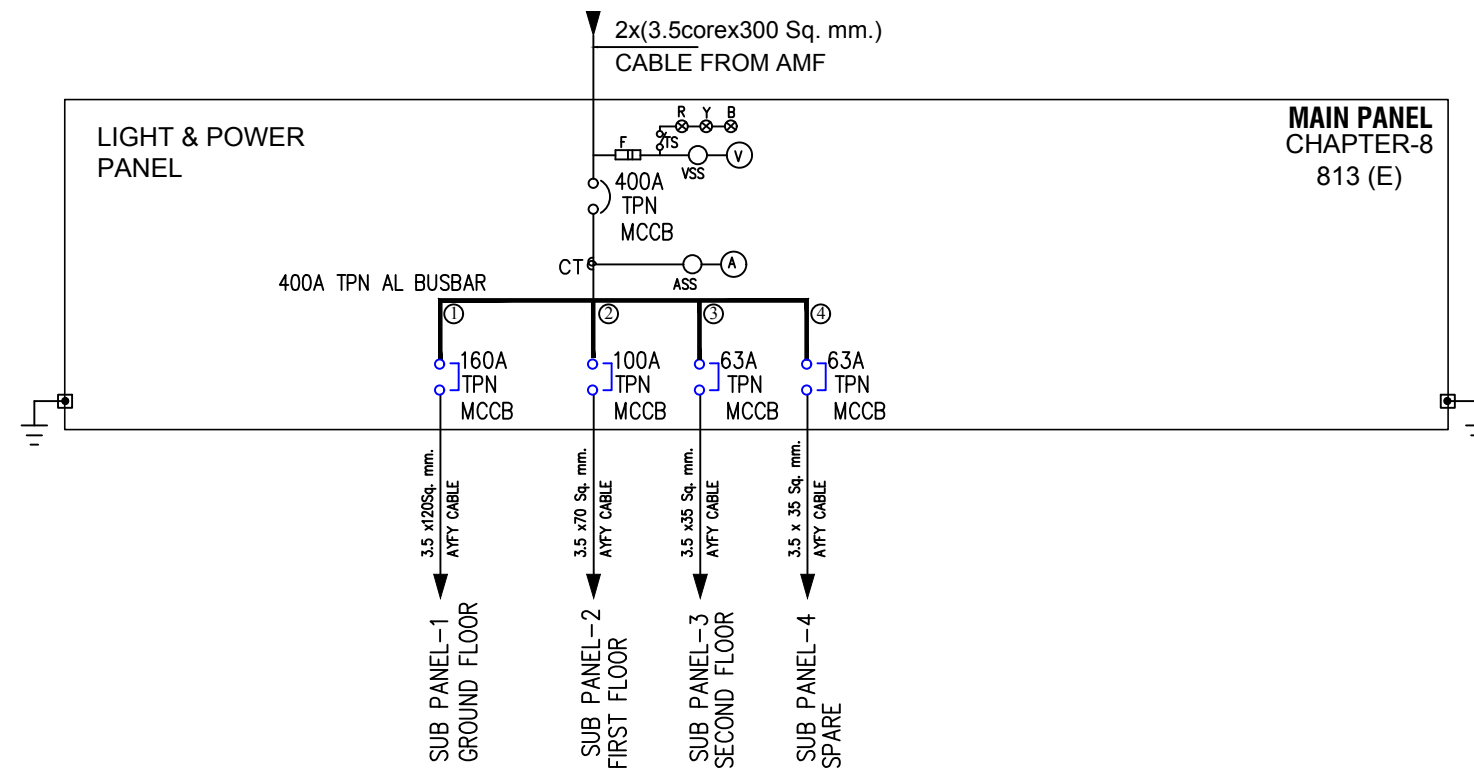
CIRCUIT CHART

GUIDED BY-

AR. MOHIT SACHAN

SUB . BY-

RAHUL KUMAR
B.ARCH FINAL YEAR
SECTION - AR- 5.3
ROLL NO. - 1150101060



THESIS TOPIC

**M. S. DHONI SPORTS GALAXY
AT LUCKNOW**

BUILDING BLOCK

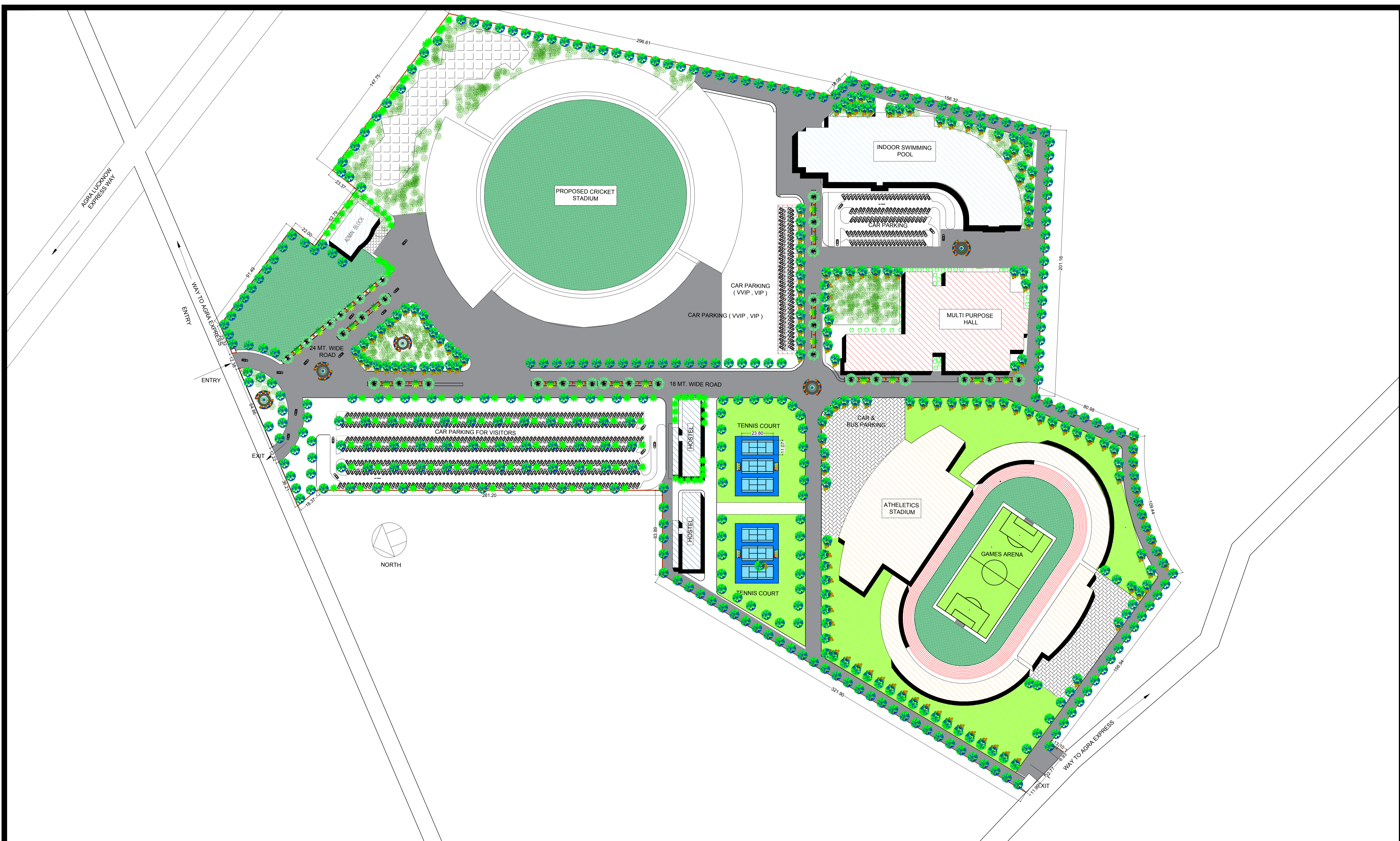
SLD

GUIDED BY-

AR. MOHIT SACHAN

SUB . BY-

**RAHUL KUMAR
B.ARCH FINAL YEAR
SECTION - AR- 5.3
ROLL NO. - 1150101060**



**M. S. DHONI SPORTS GALAXY
AT LUCKNOW**

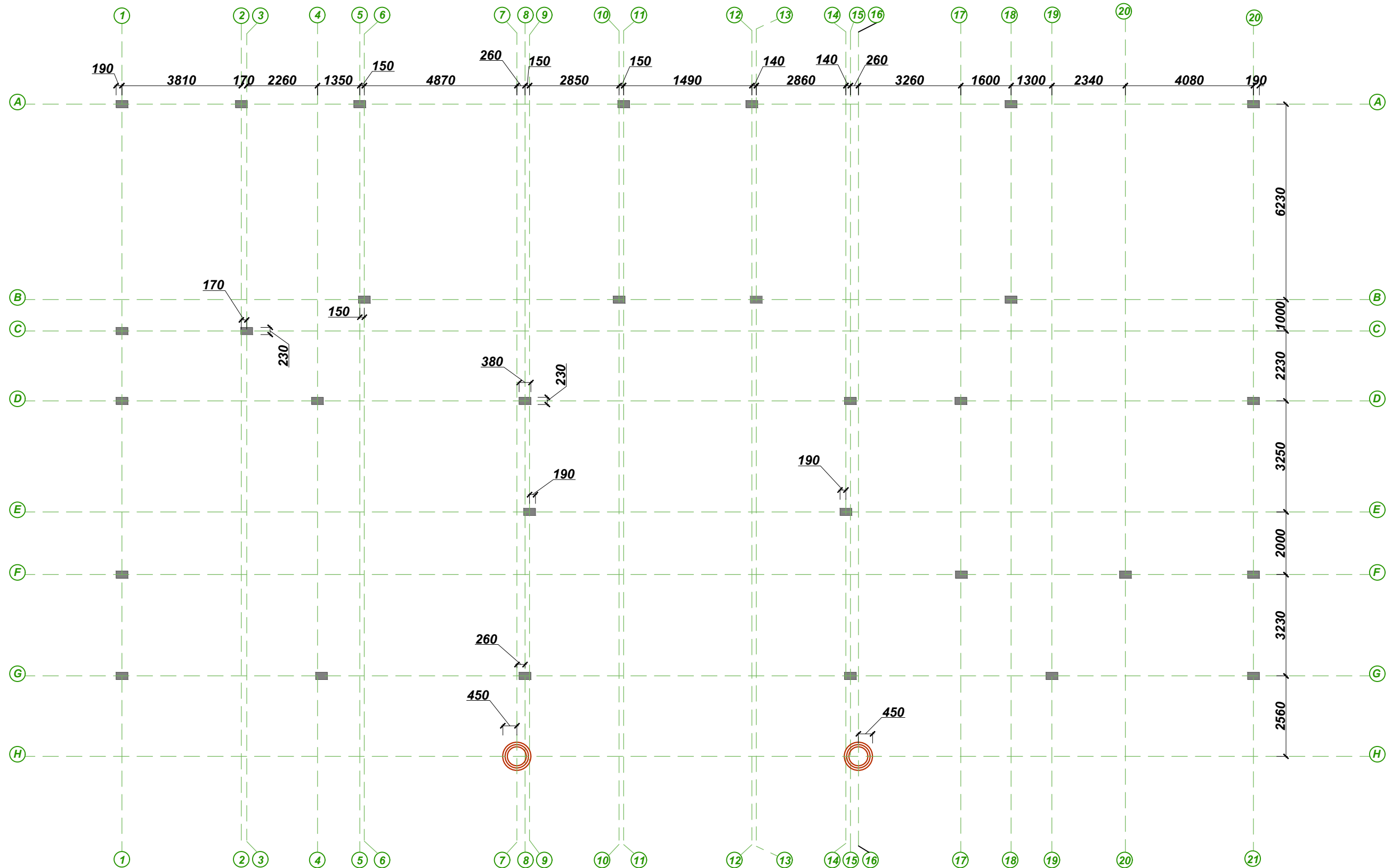
SITE PLAN

GUIDED BY-

AR. MOHIT SACHAN

SUB. BY-

**RAHUL KUMAR
B.ARCH FINAL YEAR
SECTION - AR- 5.3
ROLL NO. - 1150101060**



**M. S. DHONI SPORTS GALAXY
AT LUCKNOW**

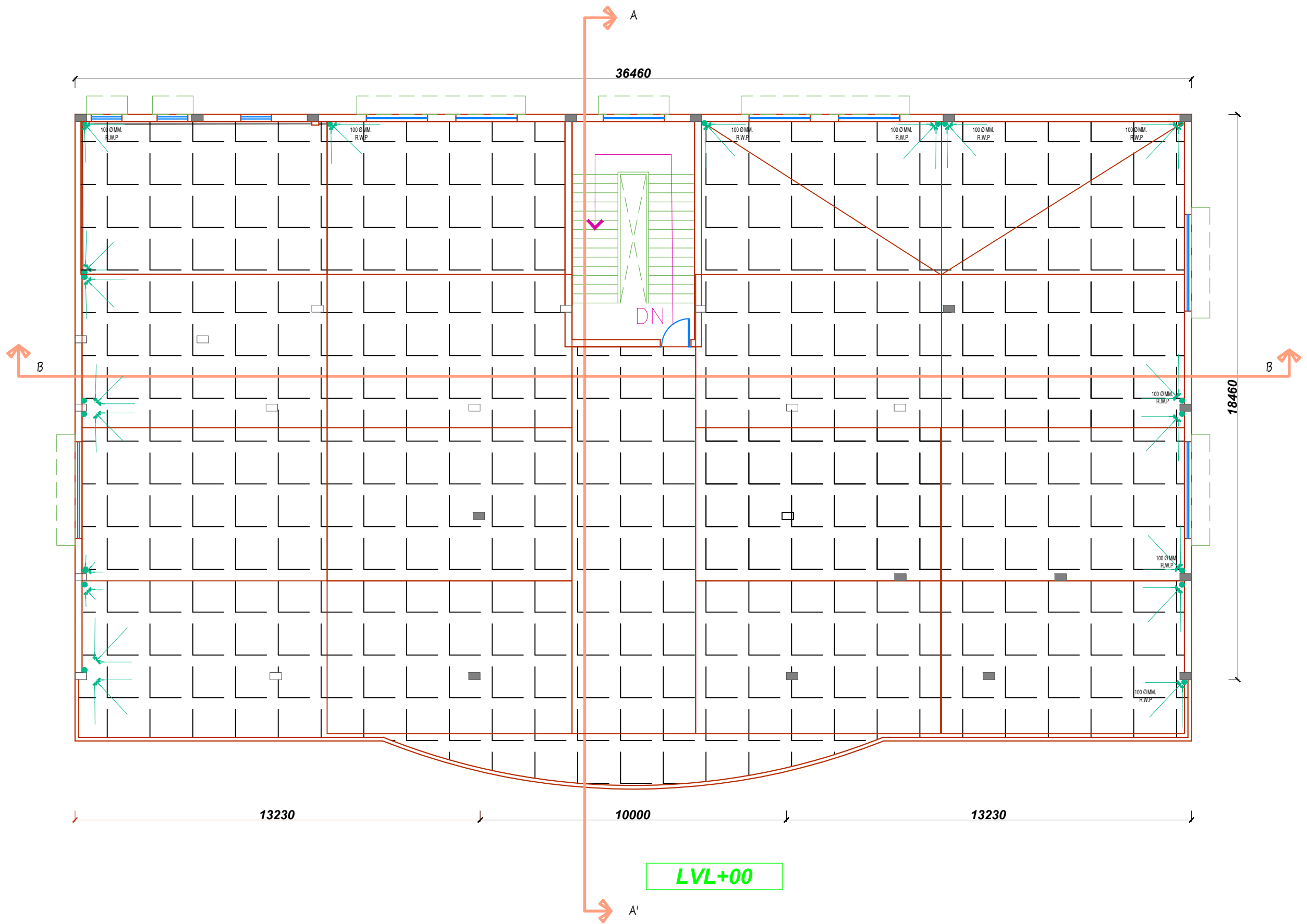
**ADMIN BLOCK
COLUMN GRID PLAN**

GUIDED BY-

AR. MOHIT SACHAN

SUB. BY-

**RAHUL KUMAR
B.ARCH FINAL YEAR
SECTION - AR- 5.3
ROLL NO. - 1150101060**



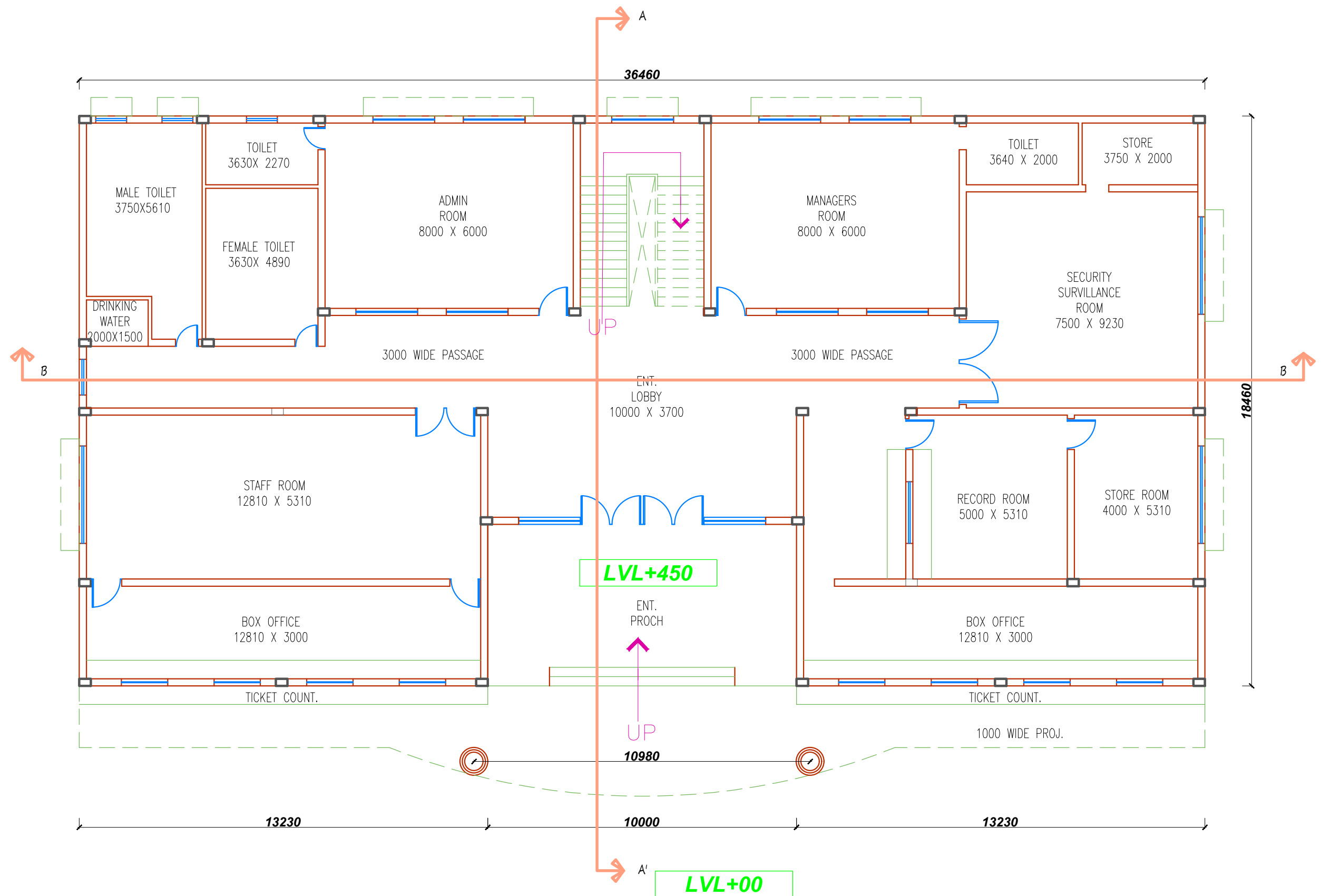
**M. S. DHONI SPORTS GALAXY
AT LUCKNOW**

**ADMIN BLOCK
TERRACE FLOOR LAYOUT PLAN**

GUIDED BY-

AR. MOHIT SACHAN

SUB. BY-



**M. S. DHONI SPORTS GALAXY
AT LUCKNOW**

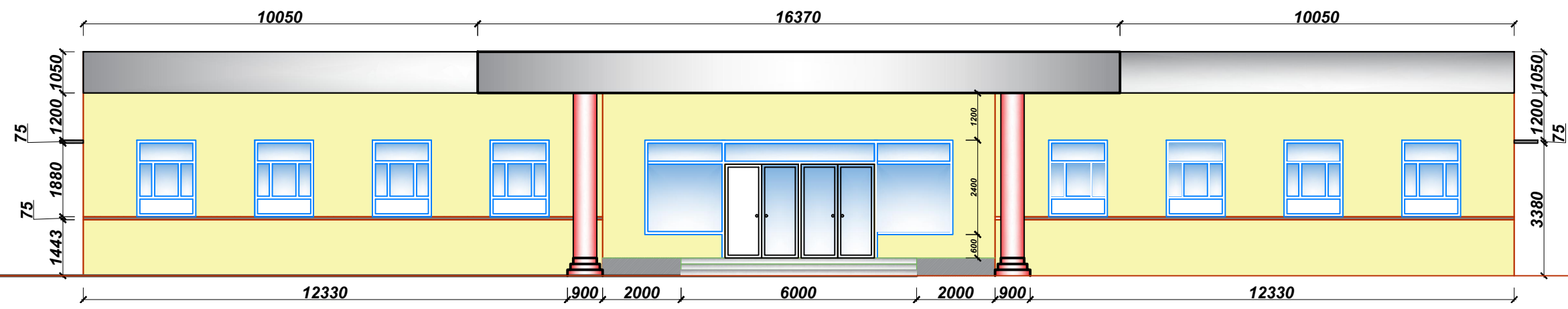
**ADMIN BLOCK
GROUND FLOOR LAYOUT PLAN**

GUIDED BY-

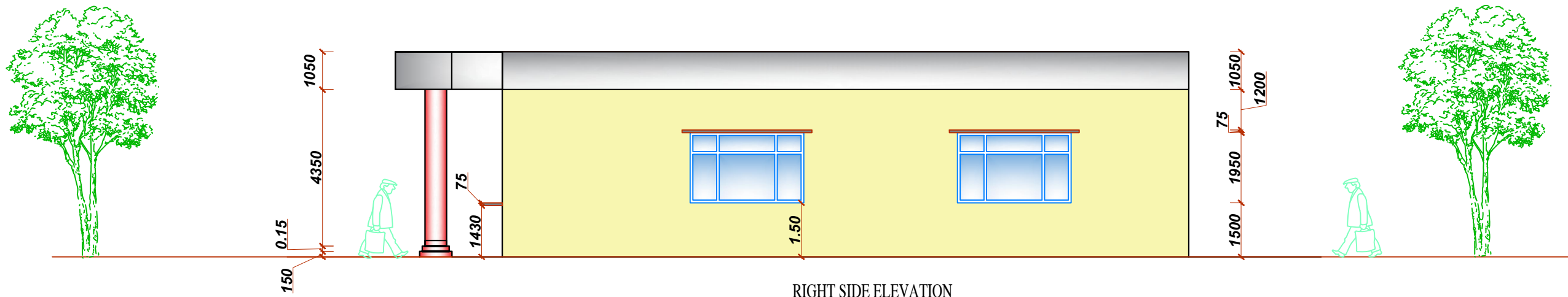
AR. MOHIT SACHAN

SUB. BY-

**RAHUL KUMAR
B.ARCH FINAL YEAR
SECTION - AR- 5.3
ROLL NO. - 1150101060**



FRONT ELEVATION



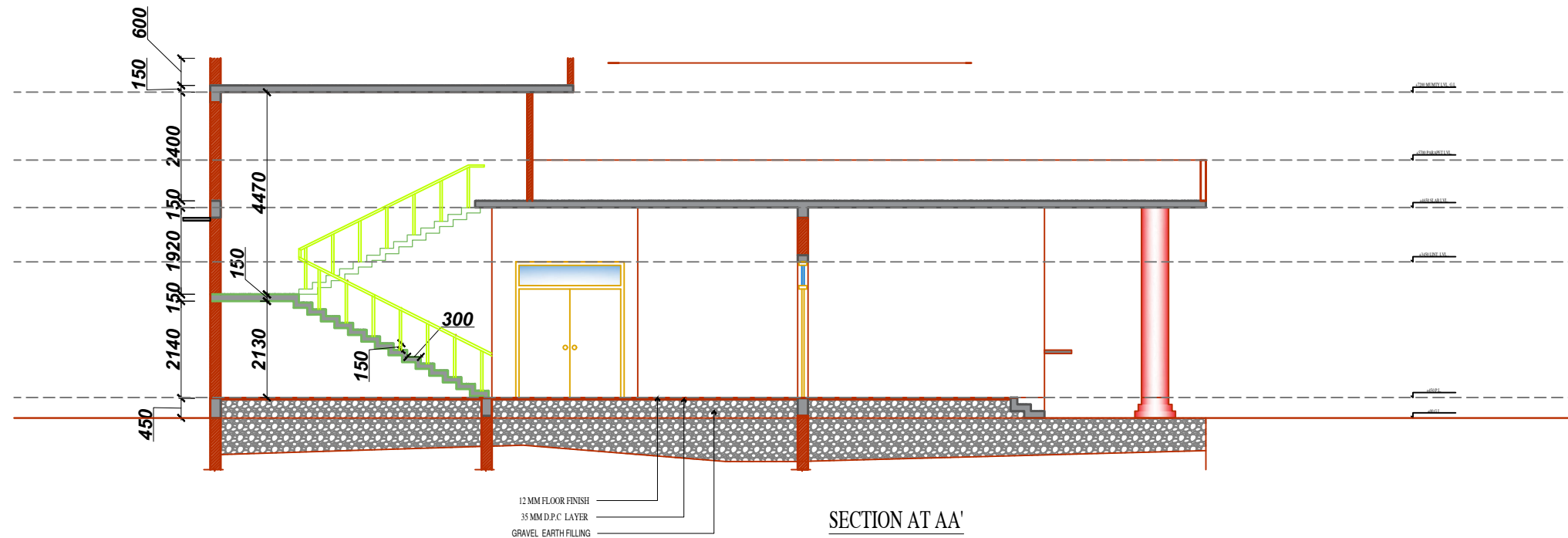
RIGHT SIDE ELEVATION

M. S. DHONI SPORTS GALAXY
AT LUCKNOW

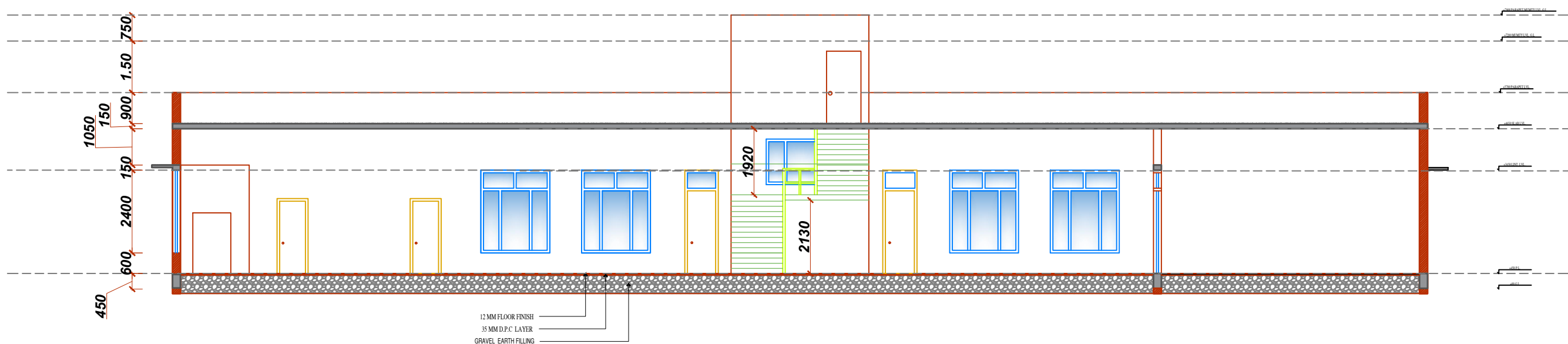
ADMIN BLOCK
ELEVATIONS

GUIDED BY-
AR. MOHIT SACHAN

SUB. BY-
RAHUL KUMAR
B.ARCH FINAL YEAR
SECTION - AR- 5.3
ROLL NO. - 1150101060



SECTION AT AA'



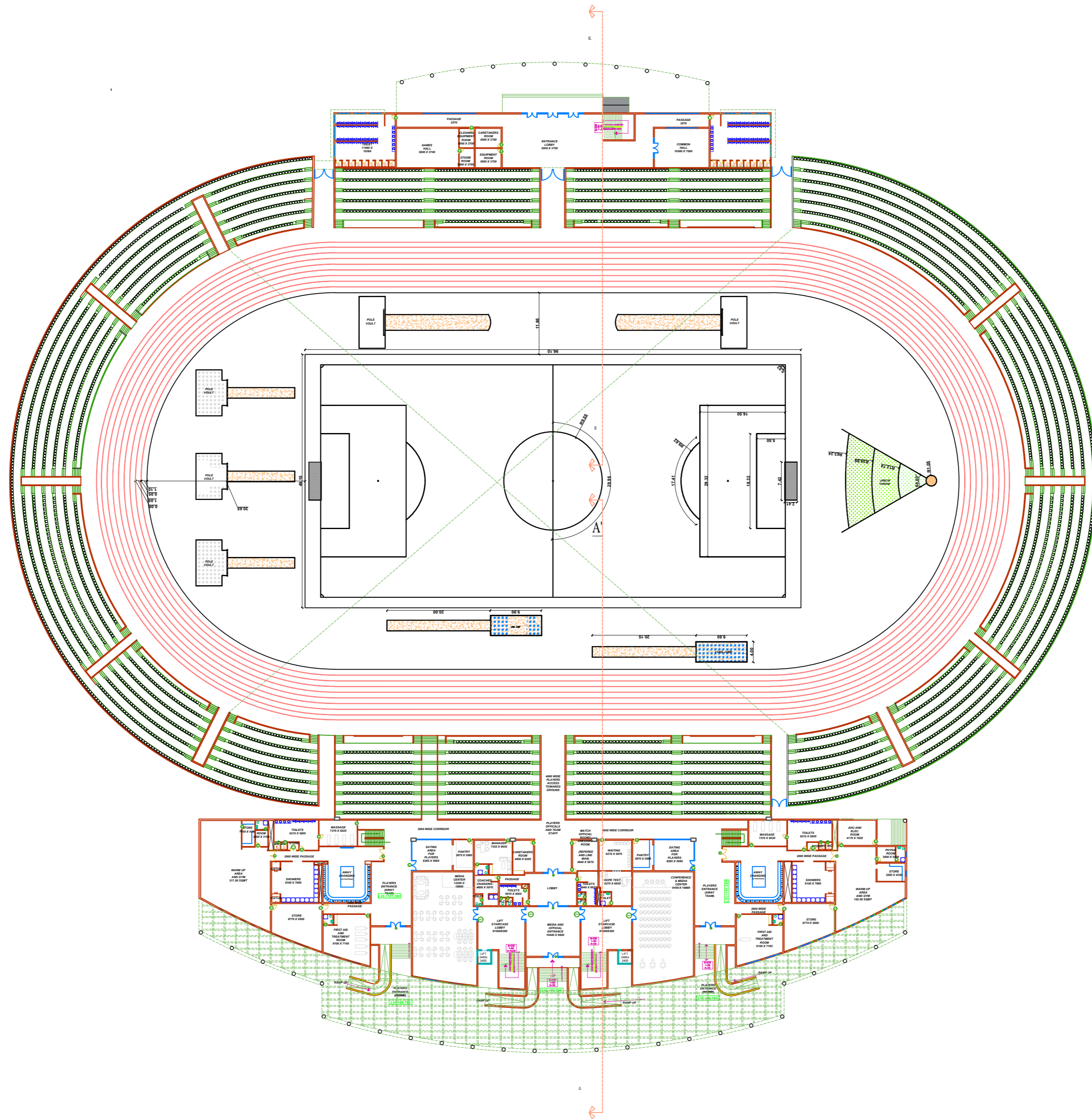
SECTION AT BB'

M. S. DHONI SPORTS GALAXY
AT LUCKNOW

ADMIN BLOCK
SECTION

GUIDED BY-
AR. MOHIT SACHAN

SUB. BY-
RAHUL KUMAR
B.ARCH FINAL YEAR
SECTION - AR- 5.3
ROLL NO. - 1150101060



M. S. DHONI SPORTS GALAXY
AT LUCKNOW

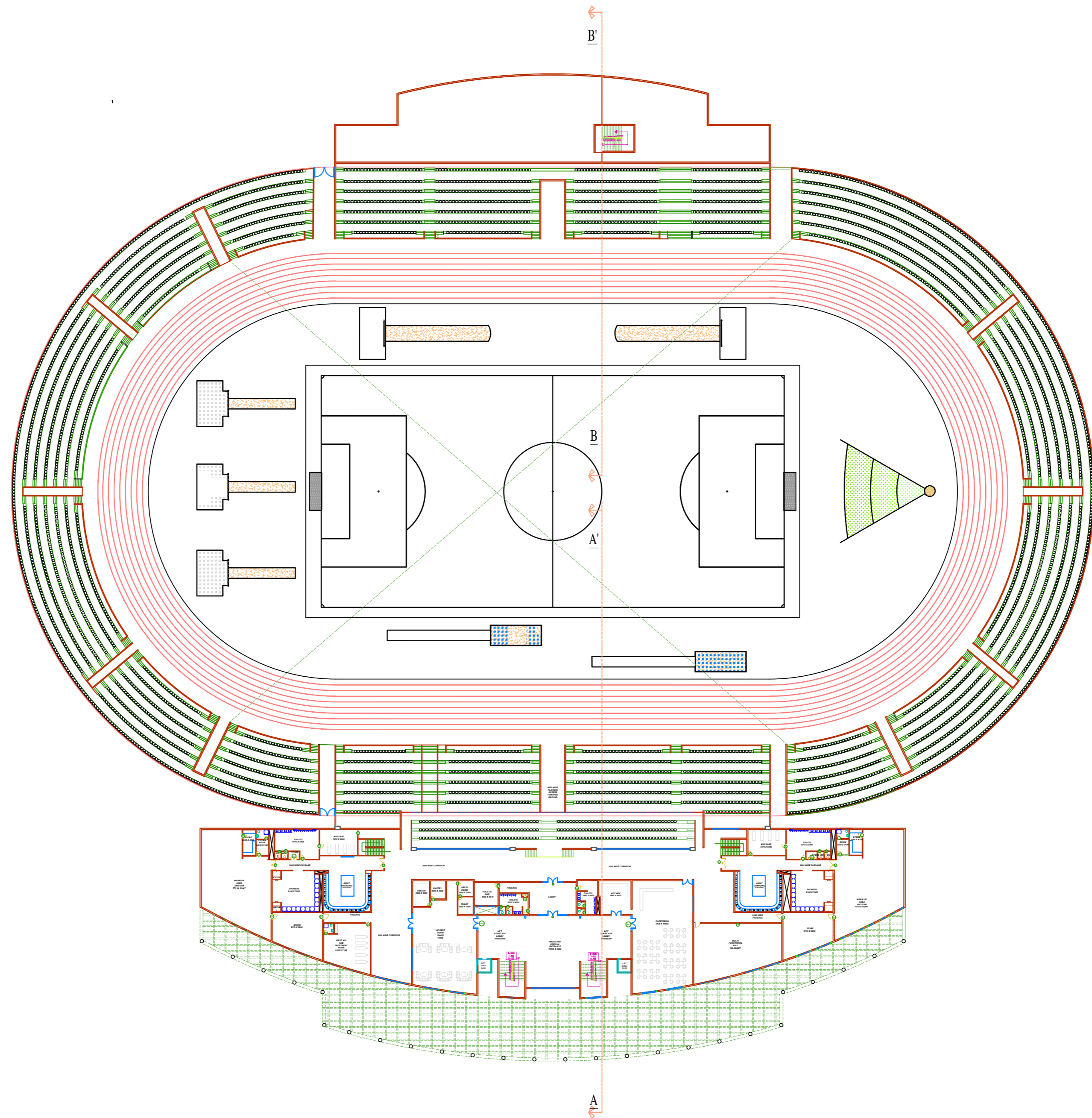
ATHELETICS STADIUM
GROUND FLOOR PLAN

GUIDED BY-

AR. MOHIT SACHAN

SUB . BY-

RAHUL KUMAR
B.ARCH FINAL YEAR
SECTION - AR- 5.3
ROLL NO. - 1150101060

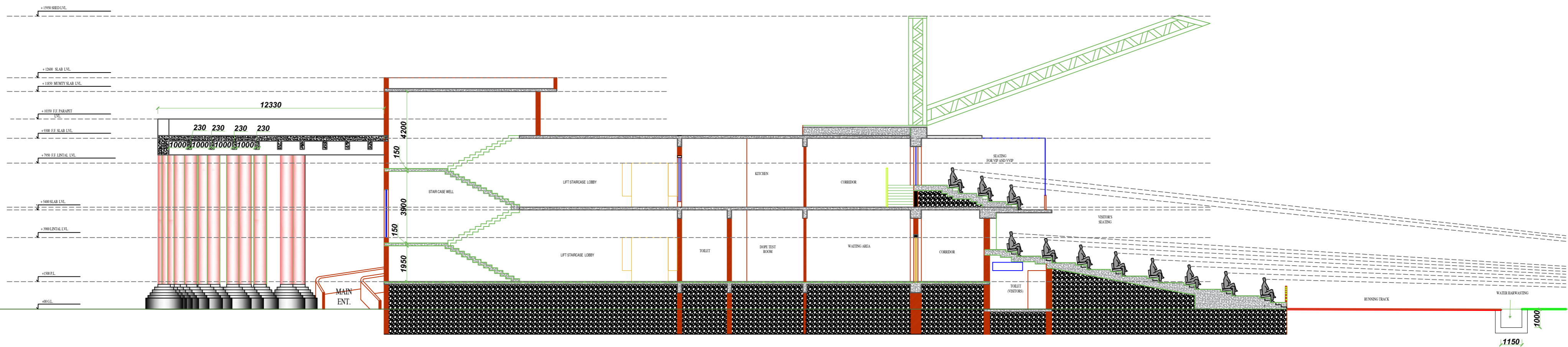


**M. S. DHONI SPORTS GALAXY
AT LUCKNOW**

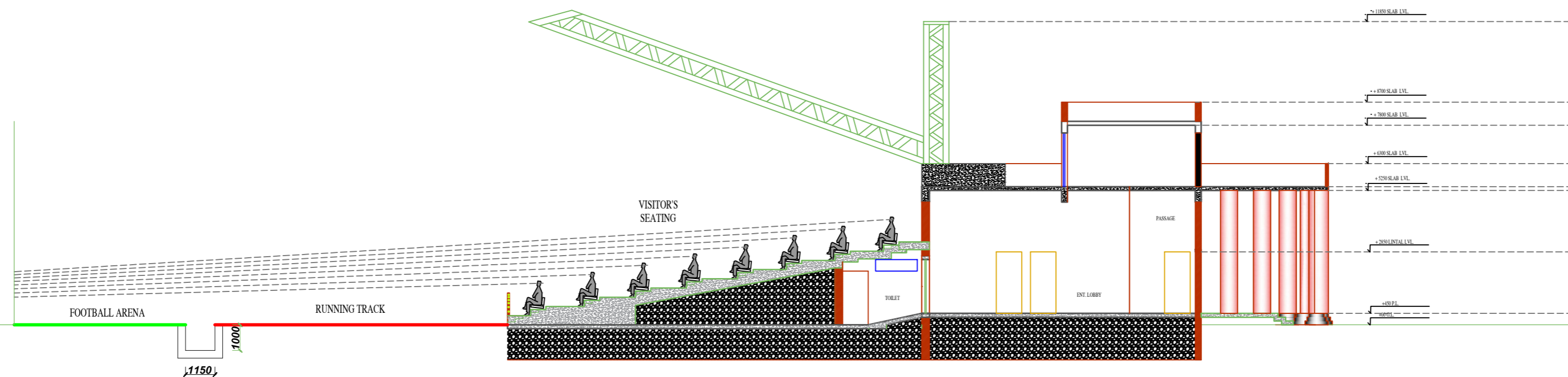
**ATHELETICS STADIUM
FIRST FLOOR PLAN**

AR. MOHIT SACHAN

**RAHUL KUMAR
B.ARCH FINAL YEAR
SECTION - AR- 5.3
ROLL NO. - 1150101060**



SECTION AT AA'



SECTION AT BB'

M. S. DHONI SPORTS GALAXY
AT LUCKNOW

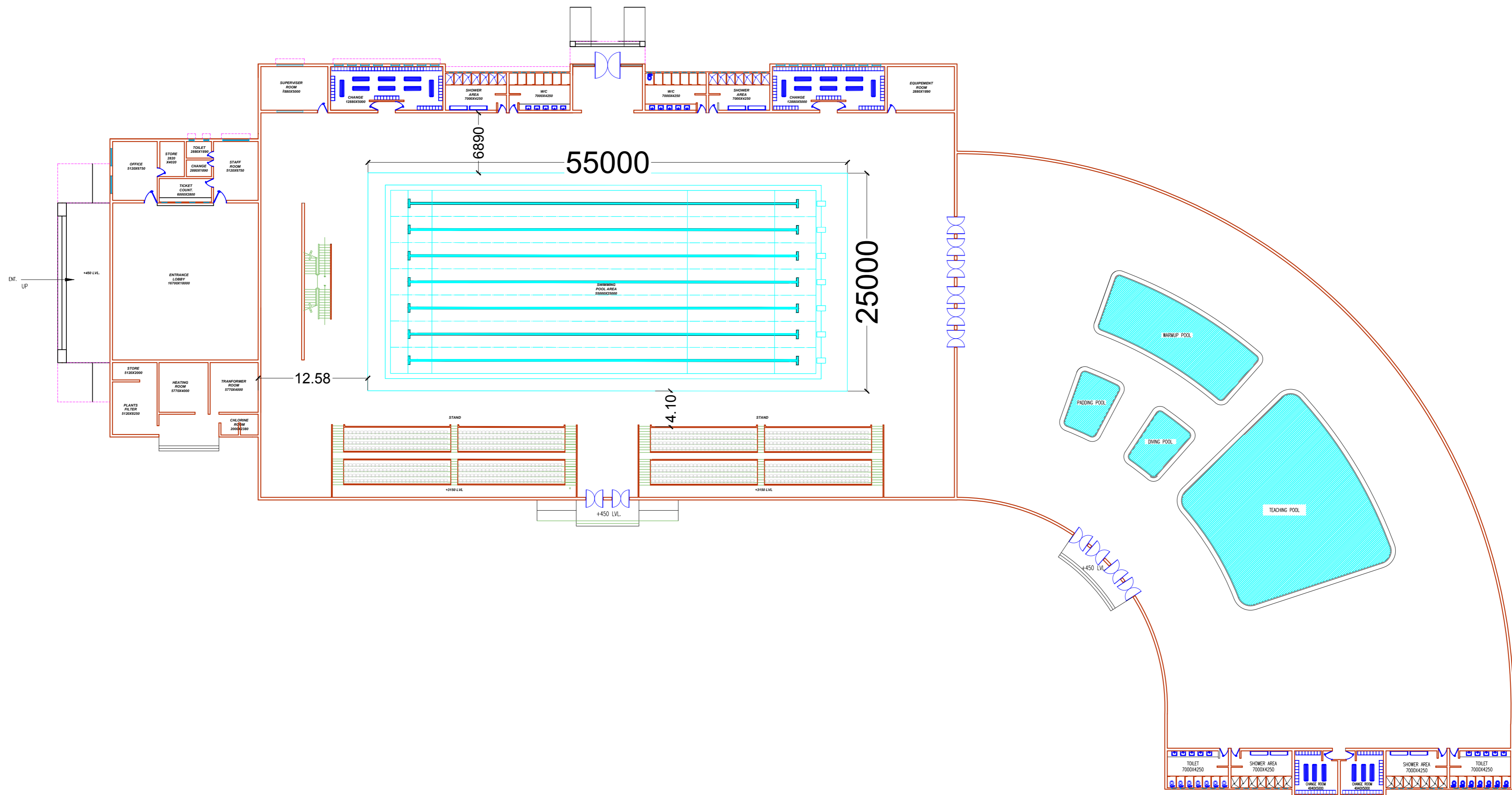
ATHELETICS STADIUM
SECTIONS

GUIDED BY-

AR. MOHIT SACHAN

SUB . BY-

RAHUL KUMAR
B.ARCH FINAL YEAR
SECTION - AR- 5.3
ROLL NO. - 1150101060



**M. S. DHONI SPORTS GALAXY
AT LUCKNOW**

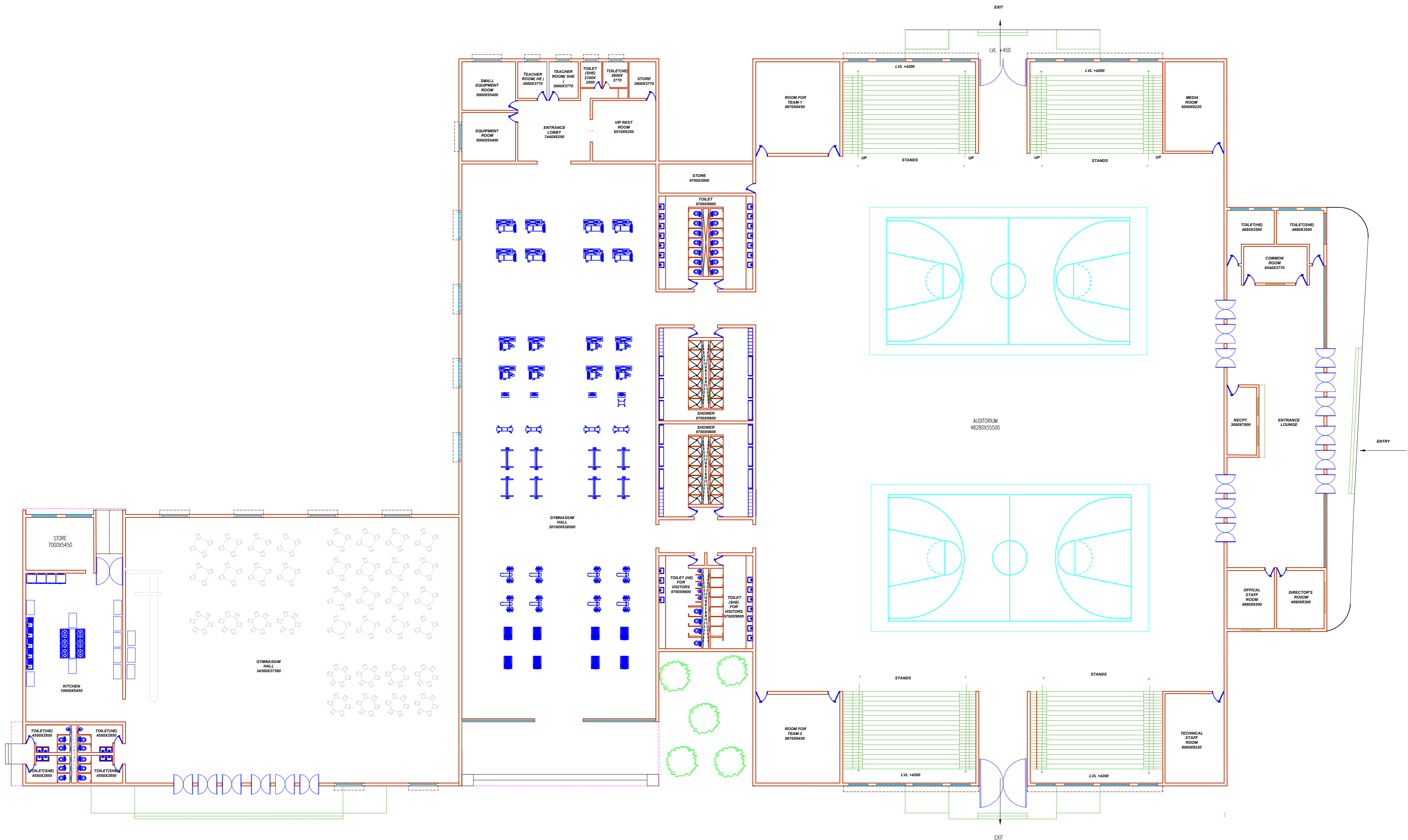
**INDOOR SWIMMING POOL
GROUND FLOOR PLAN**

GUIDED BY-

AR. MOHIT SACHAN

SUB . BY-

**RAHUL KUMAR
B.ARCH FINAL YEAR
SECTION - AR- 5.3
ROLL NO. - 1150101060**



**M. S. DHONI SPORTS GALAXY
AT LUCKNOW**

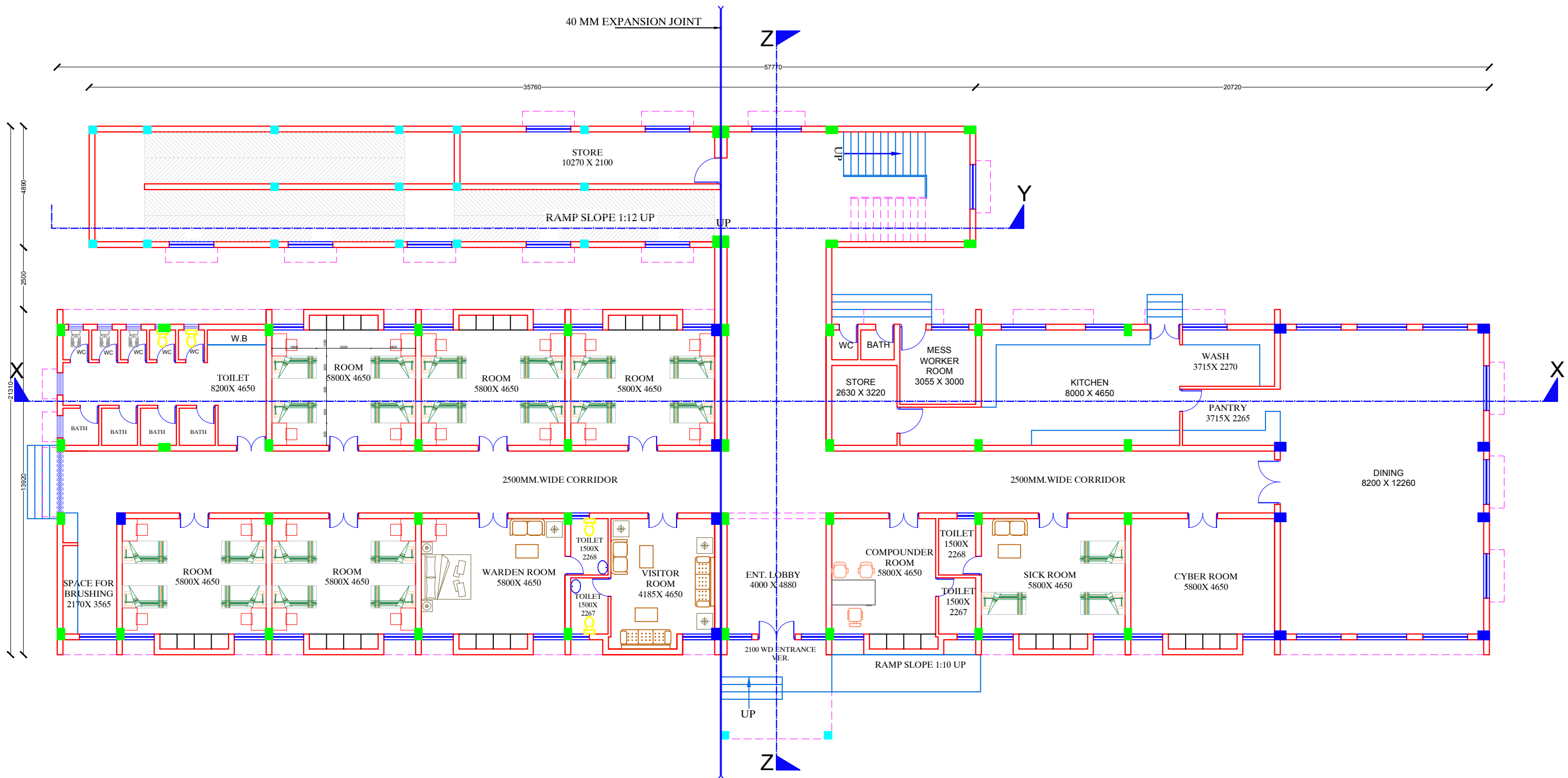
**MULTI PURPOSE HALL
GROUND FLOOR PLAN**

GUIDED BY-

AR. MOHIT SACHAN

SUB . BY-

**RAHUL KUMAR
B.ARCH FINAL YEAR
SECTION - AR- 5.3
ROLL NO. - 1150101060**



THESIS TOPIC

M. S. DHONI SPORTS GALAXY
AT LUCKNOW

BUILDING BLOCK

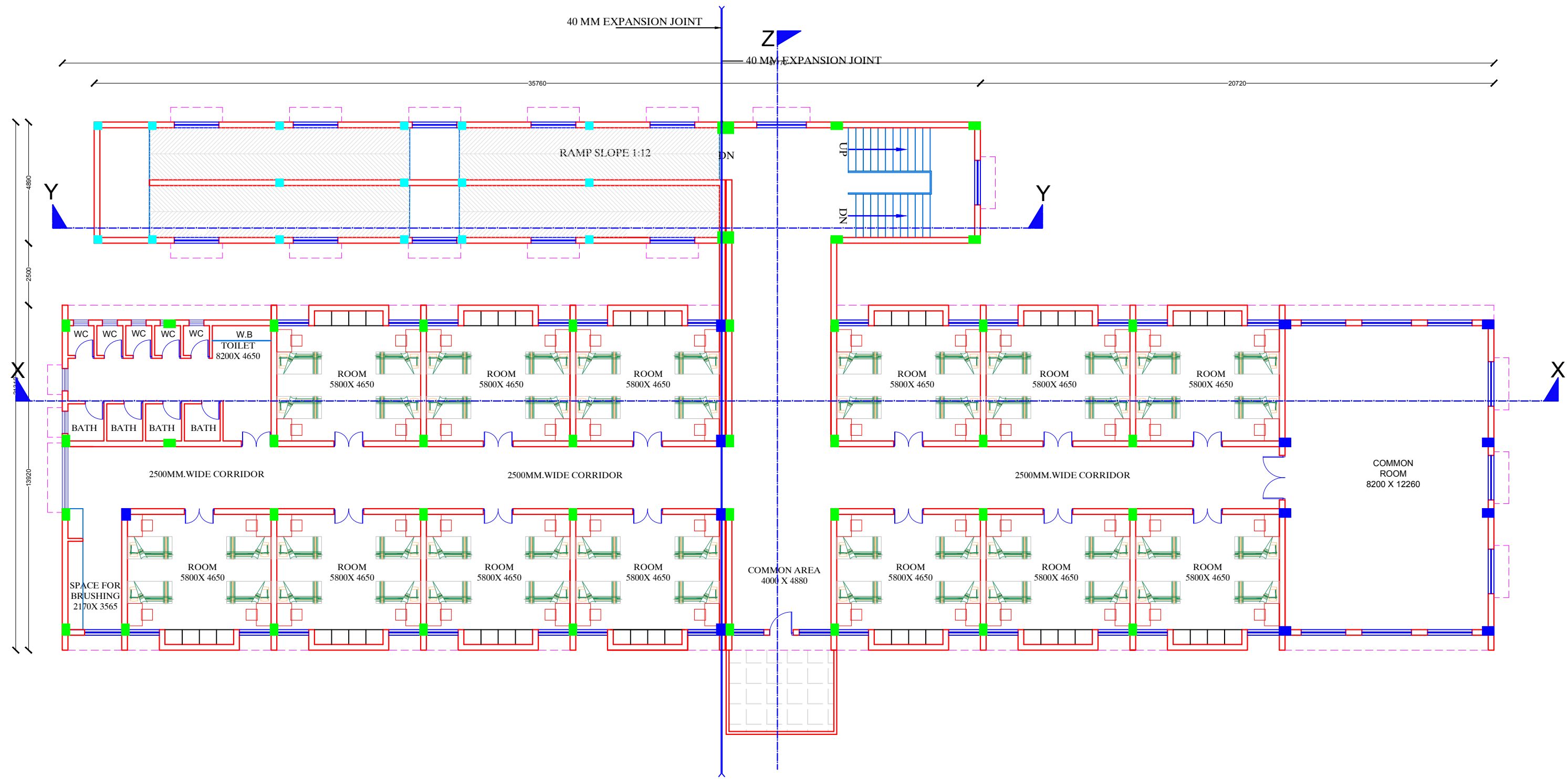
100 BEDDED HOSTEL
GROUND FLOOR LAYOUT PLAN

GUIDED BY-

AR. MOHIT SACHAN

SUB . BY-

RAHUL KUMAR
B.ARCH FINAL YEAR
SECTION - AR- 5.3
ROLL NO. - 1150101060



THESIS TOPIC

M. S. DHONI SPORTS GALAXY
AT LUCKNOW

BUILDING BLOCK

100 BEDDED HOSTEL
FISRT FLOOR LAYOUT PLAN

GUIDED BY-

AR. MOHIT SACHAN

SUB . BY-

RAHUL KUMAR
B.ARCH FINAL YEAR
SECTION - AR- 5.3
ROLL NO. - 1150101060

