

BABU BANARASI DAS UNIVERSITY

LUCKNOW (JUNE 2022)

TOPIC-

THE ROOFTOP CAFÉ AND RESTAURANT, KANPUR

**A THESIS SUBMITTED
IN PARTIAL FULFILLMENT FOR THE REQUIREMENTS FOR THE DEGREE OF**

BACHELOR OF INTERIOR DESIGN

**IN
FIELD OF SPECIALIZATION
(INTERIOR DESIGNER)**

**BY
FAIZ AHMAD
(ENROLLMENT NO. 1180107009)**

**UNDER THE GUIDANCE OF
AR. SAURABH SAXENA
B.B.D UNIVERSITY, LUCKNOW OF THE
SCHOOL OF ARCHITECTURE**

CERTIFICATE

I hereby recommend that the thesis entitled “**THE ROOFTOP CAFÉ AND RESTAURANT, KANPUR**” prepared by **Mr. FAIZ AHMAD** under my supervision, is the bonafide work of the student and can be accepted as a partial fulfillment for the award of Bachelor Degree in Interior Design, School of Architecture BBDU, Lucknow.

AR. SAURABH SAXEN
BBDU, Lucknow
(THESIS GUIDE)

AR. MOHIT KUMAR AGARWA
(DEAN, Dept. of Architecture)

Recommendation :

Accepted :

Not Accepted :

EXAMINER 1

EXAMINER 2

ACKNOWLEDGEMENT

The journey which started 4 years ago has culminated....as I step into the world a series of people flash in my memory without whose support and good will this journey wouldn't have been easy and free flowing.

To start with. First and foremost gratitude towards almighty GOD for his blessings. Then I would like to thank all my faculty members who have supported and guided me all these memorable 4 years.

I would like to thank my thesis coordinator **AR. SAURABH SAXENA,**

AR. ABHINAV KHARE who left no stone unturned to shape our thesis in the best possible way and also for his untimely help whenever required. Next in list is my thesis guide **AR. SAURABH SAXENA** who has been extremely co-operative since the very beginning and who helped me to utilize my skills and creativity to the utmost

I would further like to show my gratitude to my family.... Members,

MY MOTHER & FATHER AND BROTHER for giving full assistance whenever required and being there with me in all ups and downs. Their motivation and support helped me to be more dedicated and inclined towards my goal

MY. FRIEND - **PURNIMA GUPTA**

MY. SENIOR - **AR. AZHAR ANSARI, AR. ANKIT MAURYA, AR. KRITI BASU**

JUNIOR - **MADHVI SINGH**

I wish to dedicate this work to my love ones who are always there in my heart.

THANKING YOU...

FAIZ AHMAD

ROLL

NO.1180107009

B.B.D. UNIVERSITY, LUCKNOW

BABU BANARASI DAS UNIVERSITY, LUCKNOW
CERTIFICATE OF THESIS SUBMISSION FOR EVALUATION

1. : NAME. FAIZ AHMAD

2. No. : 1180107009

3. Thesis title: THE ROOFTOP CAFÉ AND RESTAURANT, KANPUR

4. Degree for which the thesis is submitted: BACHELOR OF INTERIOR DESIGN

5. Faculty of the University to which the thesis is submitted

.....

6. Thesis Preparation Guide was referred to for preparing the thesis. YES ☐ NO ☐

7. Specifications regarding thesis format have been closely followed. YES ☐ NO ☐

8. The contents of the thesis have been organized based on the guidelines. YES ☐ NO ☐

9. The thesis has been prepared without resorting to plagiarism. YES ☐ NO ☐

10. All sources used have been cited appropriately. YES ☐ NO ☐

11. The thesis has not been submitted elsewhere for a degree. YES ☐ NO ☐

12. Submitted 4 spiral bound copies plus one CD. YES ☐ NO ☐

.....

Signature(s) of the Guide

AR. SAURABH SAXENA

BBDU, Lucknow

.....

(Signature of the Candidate)

Name: FAIZ AHMAD

Enrollment No.: 1180107009

BABU BANARASI DAS UNIVERSITY

B.I.D. Thesis 2021-2022

Certificate

Name of Student: **FAIZ AHMAD**

Roll no.1180107009

Department:

Thesis Title (in capital): **THE ROOFTOP CAFÉ AND RESTAURANT
KANPUR**

Thesis guide: **AR. SAURABH SAXENA**

Remarks: Satisfactory / not Satisfactory (in case of not Satisfactory give
comments):

.....
.....
.....

Sign of Thesis

Guide

Sign of External

Examiner 1

Thesis coordinator

Sign of External

Examiner 2

Sign of Head of

Department

Sign of Dean of

School

TABLE OF CONTENT

CHAPTER-1 INTRODUCTION

- INTRODUCTION
- SYNOPSIS

CHAPTER-2 THE RESARCH SITE AND CLIMATE DATA

- INTRODUCTION
- ABOUT CITY
- LOCATION OF SITE
- SITE IMAGES
- CLIMATE WITH SUN PATH MOVENMET

CHAPTER-3 CASE STUDY

- CASE STUDY-1 OH.SO.PRO THE ROOFTOP CAFÉ, NOIDA
- CASE STUDY-2 THE JANNAT ROOFTOP CAFÉ, LUCKNOW

CHAPTER-4 LITERATURE STUDY

- LITERATURE STUDY-1 THE TEA VILLA CAFÉ, RAJKOT
- LITERATURE STUDY-2 PUKKA RESTAURANT

CHAPTER-5 CONCEPT & DESIGN IDEATION

- CONCEPTUALIZATION OR THEME
- FRAMED SPACES TO BE WORKED ON
- BUBBLE DIAGRAM
- ZONING
- MTERIALS BOARD
- INTERIOR STANDARDS

CHAPTER-6 DEVELOPMENT OF DRAWINGS

- DEVELOPNMENT OF DRAWINGS
- ELEVATIONS
- SECTIONAL ELEVATION
- 3D VEIW

CHAPTER-7 INTERIOR ELECTIVE

- PROPOSNAL OF ELECTRIC AND ILLUMINATION SERVICES
- FURNITURE DETAILS

CHAPTER-1

INTRODUCTION

AND SYNOPSIS

INTRODUCTION

BASIS. THIS IS OPEN TO ALL TO TAKE REFRESHMENT, FOOD AND BEVERAGE. EVERYBODY CAN TAKE FOOD AND BEVERAGE AGAINST MONEY. RESTAURANT OFFER SERVICE OF FOOD AND BEVERAGE DESIRES TO SATISFY THE GUEST WORD RESTAURANT. RESTAURANT IS A PUBLIC PLACE. PROVIDE FOOD AND BEVERAGE ON A.

ACTUALLY, GUEST TAKE REST IN RESTAURANT AND PAY RENT FOR THE HAVING REFRESHMENT, FOOD AND BEVERAGE. WHERE THE GUEST/CLIENT/PEOPLES TAKE THEIR FOOD & BEVERAGE. RESTAURANT COMES FROM THE WORD OF "REST AND RENT". "REST & RENT" THOSE WORDS CONSISTING THE COMMERCIAL

TOPIC- ROOFTOP CAFE & RESTUARANT

NEED OF TOPIC

TOWARDS PROVIDING A SATISFYING CUSTOMER EXPERIENCE THAT INCLUDES ENJOYABLE FOOD AND A RELAXING ATMOSPHERE. AS A THEME BASED RESTAURANT. FIRSTLY THE CONCEPT OF RESTAURANT TAKE PLACE THAT ANY OTHER. CUSTOMERS. ALSO ATTRACTED TO THE ATMOSPHERE AND AMBIANCE. BOTH OF WHICH LEVEL A HUGE IMPRESSION ON THEIR OVERALL DINING EXPERIENCE. THE RIGHT ATMOSPHERE LEAVES GUESTS FEELING OVERALL RELAXED THROUGHOUT THEIR MEAL AND LENDS ITSELF TO GENERATING REPORT CUSTOMER RESTAURANT CUSTOMERS DON'T JUST GO OUT TO EAT FOR THE FOOD

AIM AND OBJECTIVE

TO PRESERVE AND ENCOURAGE THE VILLAGE ART AND CULTURE, TO GET TO DAYS GENERATION CLOSER TO THE ROOTS WITH DINNING AS WELL AS ENTERTAINMENT. AS WELL AS A SPACE WHERE EVERYONE GET THE FEEL OF THAT CULTURE

SCOPE

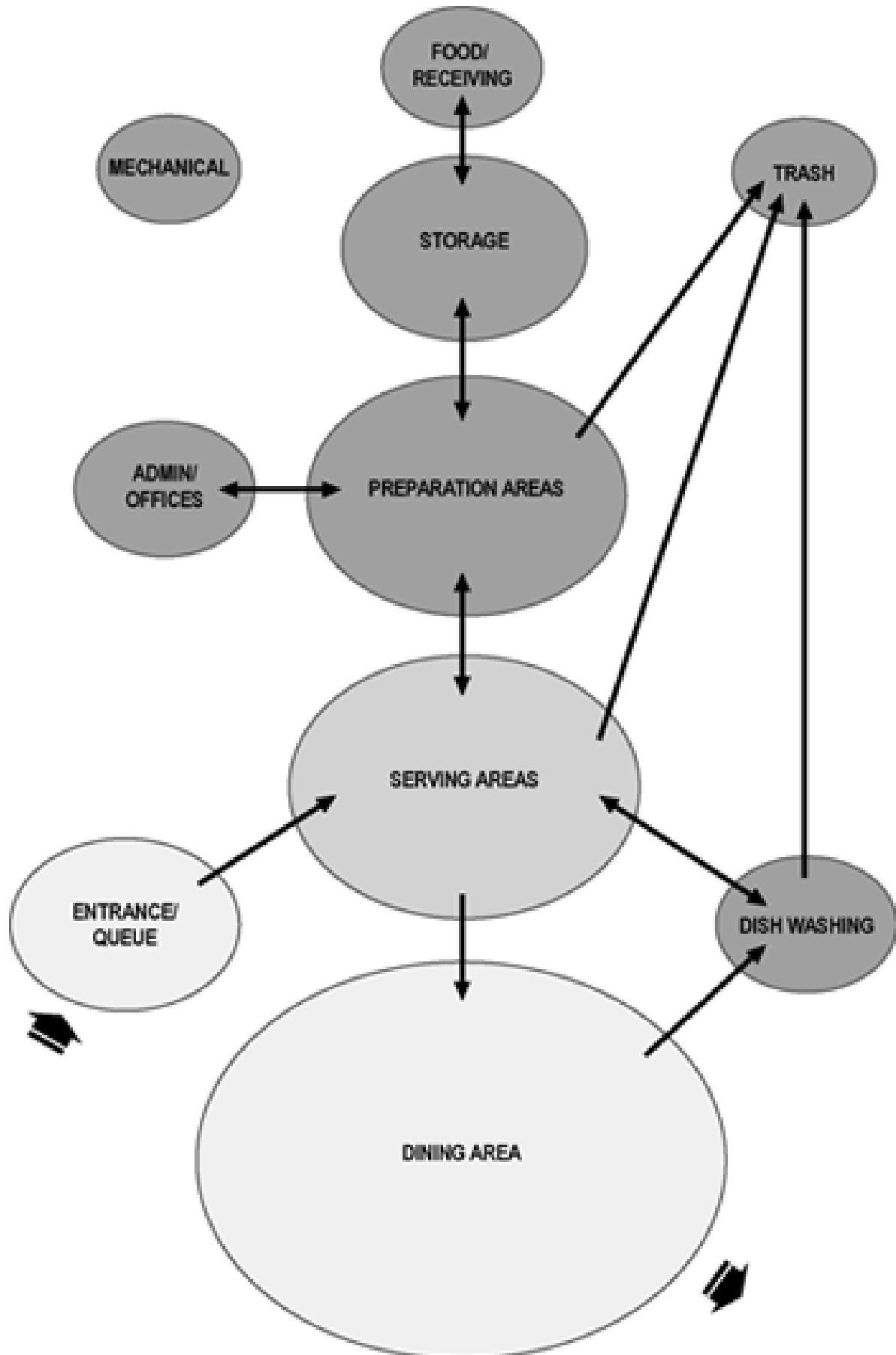
MORE AND MORE RESTAURANTS ARE ADDING ROOF TOP BARS BECAUSE THEY RECOGNIZE THEIR REVENUE-GENERATING POTENTIAL.

BECAUSE PEOPLE OFTEN LINGER LONGER IN A ROOF TOP BAR. NOT ONLY ARE THEY DRAWN TO A RESTAURANT WITH THIS OFFERING, BUT THEY OFTEN STAY LONGER AND SPEND MORE.

BY ADDING A ROOF TOP BAR, YOU INCREASE THE OVERALL CUSTOMER EXPERIENCE AND GIVE DINERS SOMETHING UNIQUE.

NOW THAT YOU KNOW WHY ROOF TOP BARS ARE TENDING, LET'S LOOK AT HOW YOU CAN GO THE DISTANCE TO MAKE ONE WORK FOR YOUR RESTAURANT.

METHODOLOGY



WHAT IS ROOFTOP CAFÉ & RESTAURANT?



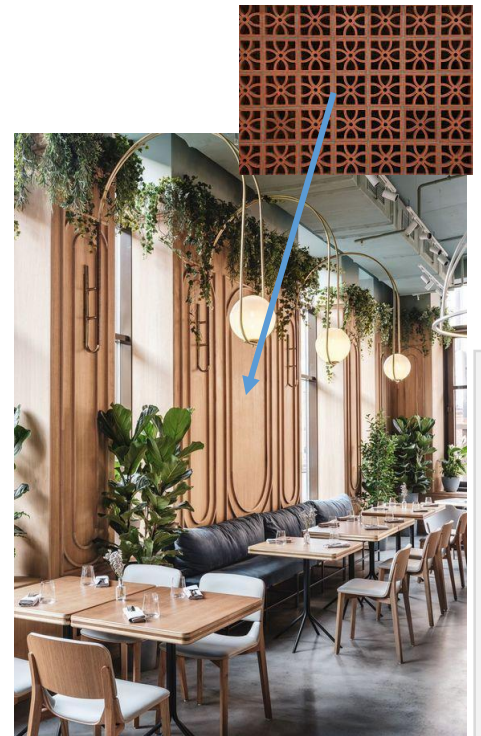

SITE IMAGE..



SITE AREA 600 SQ.M

LOCATION- Swaroop Nagar Kanpur.

REFERENCE



CHAPTER-2

THE RESEARCH SITE

AND CLIMATE DATA

WHAT IS ROOFTOP CAFÉ & RESTAURANT?

INTRODUCTION

- RESTAURANT IS THE COMPETE WITH EACH ATTRACT TO CUSTOMER USUALLY WITH PROVIDE GOOD FOOD AND SERVICES
- RESTAURANT IS A PUBLIC PLACE. THE HAVING REFRESHMENT, FOOD AND ENJOY ENVIRONMENT
- A PLACE TO RELAX AND ENJOY THE COMPANY THE FAMILY
- OF FRIENDS AND TO RESTORE ENERGY ROOFTOP GARDENS. ANY COMBINATION OF THESE ELEMENTS CAN ALL ADD A FRES
- WELCOMING TOUCH TO YOUR ROOFTOP RESTAURANT..

DIFFERENCE BETWEEN ROOFTOP CAFE AND RESTAURANT

- THE ROOFTOP CAFÉ NOT ONLY IS ROOFTOP SEATING AN APPEALING FEATURE FOR RESTAURANT LOOKING FOR A FUN,OUTDOOR DINING EXPERIENCE,
- THE SKY'S THE LIMIT WHEN IT COMES TO GETTING CREATIVE WITH DECORATING AND DESIGNING
- CAFE DESIGNING. LIGHT FIXTURES, STYLISH BAR STOOLS AND CHAIRS,
- A STANDING DINNER RESERVATION AT YOUR FAVOURITE RESTAURANT OR BISTRO IS A WONDERFUL THING.
- CREATING A FINE DINING ATMOSPHERE IS THIS GOES WELL BEYOND MUSIC, LIGHTING, AND ART ON THE WALLS. MANY FINE DINING DESTINATIONS ARE GOING SO FAR AS TO DESIGN

INTERIOR FEATURE



ROOFTOP SEATING

- THE PASSAGE CULMINATES IN THE INDOOR RESTAURANT. THE JUXTAPOSITION OF SPACES HAS BEEN PLANNED IN SUCH A WAY THAT EACH SPACE OPENS OUT TO
- THE PLANTED GREEN AREAS. ALL SPACES FEEL PART OF THE GREEN PATCH.

BAR AREA

- THIS CURVED PATH IS FURTHER HIGHLIGHTED BY THE COLOUR OF THE FLOOR TILES, WHICH CHANGE FROM NATURAL TERRACOTTA TO GLAZED GREEN OR WHITE IN THE DIFFERENT SEATING AREAS.
- UNEVEN SURFACE FINISHES SUCH AS ROUGH STUCCO,
- CERAMIC AND TERRACOTTA TILES ARE USED TO REFLECT THE TEXTURES AND FORMS
- FOUND IN NATURE., BARS AND THE UNDULATING TILES ON THE WALLS



BAR AREA

INTERIOR DESIGN ASPECTS ABOUT THE PROJECT



WHAT IS ROOFTOP CAFÉ & RESTAURANT?

WALL DESIGN



WALL DESIGN

- THE MAIN MATERIALS ARE CLINKER BRICKS, TEXTURED PLASTER, TILES AND A LARGE NUMBER OF DIFFERENT TYPES OF METAL STRUCTURES. AND THE LANDSCAPING OF THE INTERIOR SOFTENS THE ROUGH INDUSTRIAL STYLE,
- MAKING IT MORE CONDUCIVE TO LIVE COMMUNICATION. RED BRICK AND GREENERY LOOK CONTRASTING AND VERY FRESH

SEMI COVRED AREA

SEMI COVRED AREA



- THE OUTDOOR SECTION ASPIRES TO EMANATE THE VIBE OF THAT OF A WHIMSICAL MOROCCAN GARDEN OF SORTS.
- MS FRAME AND GLASS WORK ALSO USE IN PLANTER SIDE BY SIDE .
- COLOUR FURNITURE THE STARK MONOCHROME RADIATING FLOOR PATTERN AROUND THE CENTRAL WATER FEATURE IS AN ELEMENT REMINISCENT OF THE GRANDEUR OF. THE AREA COOL ON A HOT SULTRY DAY & MAINTAINS THE QUAIN'T TRANQUILITY IN THE MILIEU

COLOUR SCHEME

COLORS FOR RELAXING

- THERE IS ALSO THE ROLE OF PIGMENTS IN RELAXING. THE LIGHT SHADES OF COOLER COLORS SUCH AS GREEN AND BLUE CAN MAKE COLORS FOR FEEL

AFFECTS YOUR MOOD

- THE WALLS PAINTED IN RED COLOR BRING YOU HOT AND LIVELY FEELINGS. THE BUTTERCREAM WILL TAKE SATURATED SUNNY HUES THAT BRING THE FEEL GREENS AND BLUES WILL RELAX AND CALM YOUR MOOD.

COLORS EFFECT PSYCHOLOGY

- COLORS ALSO AFFECT OUR PSYCHOLOGICAL BEHAVIOR. HAVE YOU EVER NOTICED WHY FAST FOOD RESTAURANTS USE BRILLIANT AND BRIGHT
- COLORS LIKE ORANGE AND RED ON THE WALLS. RESTAURANTS ATMOSPHERE,

LIGHT IN INTERIOR PLAY AN IMPORTANT ROLE

THE IMPORTANCE OF NATURAL LIGHTING

- NATURAL LIGHTS IN AN INTERIOR SPACE CREATES MOOD, IT IS INDEED A DESIGN ELEMENT LIKE NO OTHER.
- INDOOR PLACES WITH BEAUTIFUL PLAYS OF LIGHT CREATE AN ALLURING
- AMBIANCE
- THIS CORRELATION OF POSITIVITY AND NATURAL LIGHT HAS BEEN A FASCINATION FOR BOTH

THE IMPORTANCE OF ARTIFICIAL LIGHTING

- LIGHTING PLAYS A MAJOR ROLE IN THE ATMOSPHERE CREATED IN A RESTAURANT SETTING
- THE DIFFERENT LEVELS OF LIGHT WILL GREATLY IMPACT THE ATMOSPHERE OF YOUR
- RESTAURANT OR BAR AND AFFECT THE AMOUNT OF NEW AND REPEAT BUSINESS YOU RECEIVE.



ROOFTOP CAFÉ & RESTAURANT SITE STUDY

ABOUT THE CITY

- **KANPUR** IS A LARGE CITY IN THE STATE OF UTTAR PRADESH IN INDIA. FOUNDED IN 1803,
- KANPUR BECAME ONE OF THE MOST IMPORTANT COMMERCIAL AND MILITARY STATIONS OF BRITISH INDIA.
- TODAY IT IS FAMOUS FOR ITS COLONIAL ARCHITECTURE, GARDENS, PARKS AND FINE QUALITY LEATHER PRODUCTS WHICH ARE EXPORTED MAINLY TO THE WEST
- NAGAR SERVES AS THE HEADQUARTERS OF THE KANPUR DIVISION, KANPUR RANGE AND KANPUR ZONE.
- THE CITY IS FAMOUS FOR THE ITS LEATHER AND TEXTILE INDUSTRIES. IT IS THE 12TH MOSTPOPULOUS.



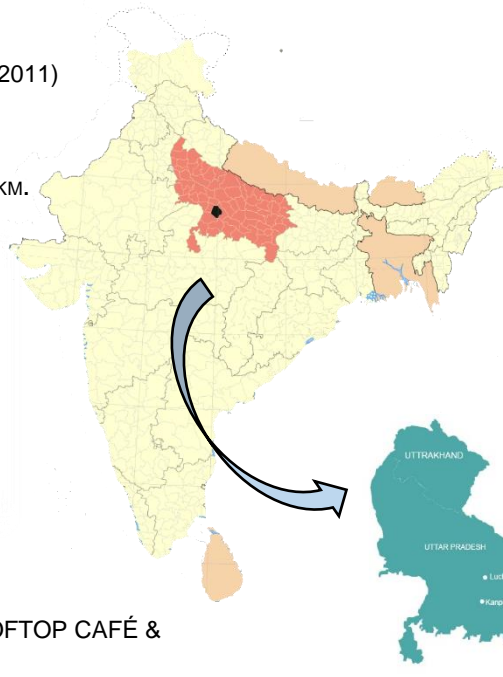
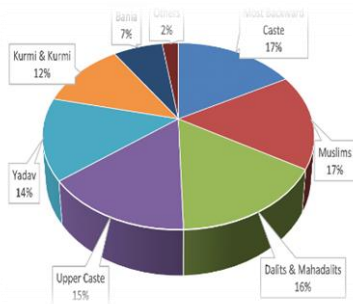
TOURIST ATTRACTION

TRANSPORT AND CONNECTIVITY

- KANPUR IS LOCATED ABOUT ACROSS RIVER GANGA CONNECTS KANPUR WITH LUCKNOW,
- KANPUR BEING A MAJOR RAILWAY JUNCTION FOR THE NORTH AND EAST TRUNK LINES,

DEMOGRAPHICS DATA :

POPULATION : 45.81 Lakhs (CENSUS 2011)
SEX RATIO : 885 FEMALES
PER 1000 MENS
LITERACY RATE : 83.37%
DENSITY : 2011 IS 1,452 PEOPLE PER SQ. KM.



KANPUR

IDENTIFICATION OF SITE



**GOOGLE EARTH
IMAGE OF SITE**

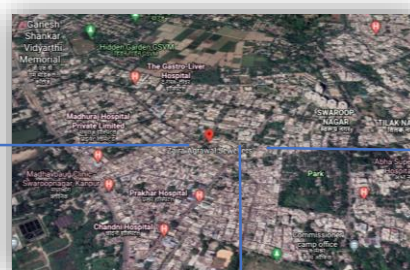
SITE LOCATION

- **PROJECT NAME=** INTERIOR OF ROOFTOP CAFÉ & RESTAURANT
- **LOCATION =** 347, KANPUR VIDYA MANDIR KHALASI LINE, SWAROOP NAGAR KANPUR UTTAR PRADESH
- **LANDMARK=** NEAR ZAIRA AGRAWAL JEWELLERS, KANPUR INDIA



G.S.V.M. MEDICAL COLLEGE.

MAJOR LANDMARKS



Zaira Agrawal Jewellers

INTRODUCTION ABOUT THE SITE

- **TOTAL AREA 6140 SQ FEET**
- **3RD FLOOR AREA 2704 SQ FEET**
- **TOP FLOOR OPEN AREA 1896 SQ FEET**
- **TOP FLOOR SEMI COVERED AREA 812 SQ. FEET**
- **FRONT ROAD 5M WIDE**
- **REAR ROAD 5M WIDE**
- **THE SITE IS PROPOSED IN KANPUR AS ROOFTOP CAFÉ & RESTAURANT**



KANPUR ZOOLOGICAL PARK



ARYA NAGAR CHAURAHA

ROOFTOP CAFÉ & RESTAURANT SITE STUDY

NEARBY UTILITIES



NEAREST ATM

SBI ATM
200 M - 3 MIN

NEAREST FIRE STATION



FIRE STATION
KIDWAI NAGAR
6.7 KM - 14 MIN

NEAREST POLICE STATION



KOHNA THANA
KANPUR
2 KM - 5 MIN

NEAREST FILLING POINT



BHARAT PETROLL
EUM FUEL
1.3 KM - 3 MIN

NEAREST HOSPITAL

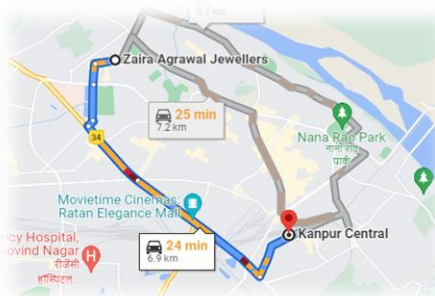


VEDANTA HOSPITAL
600 KM - 2 MIN

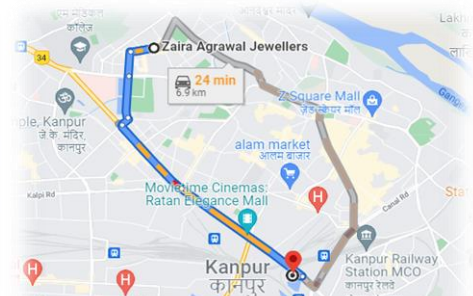
CONNECTIVITY

Distance (km)	LUCKNOW	DELHI	MUMBAI	KOLKATA
	94	493	1290	1091
	2hr 26min	7hr 44min	23hr 37min	19hr 50min
	2hr 44min	6hr 33min	1d 4hr	16hr 51min
		1h 10min	2h 10min	1hr 35min

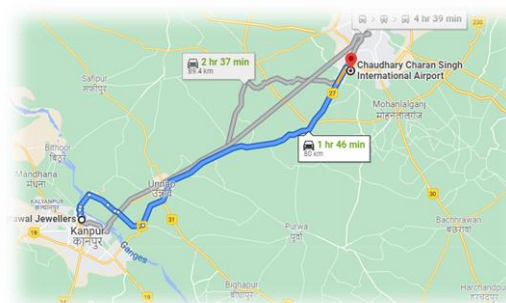
LUCKNOW	DELHI	MUMBAI	KOLKATA
94	493	1290	1091
2hr 26min	7hr 44min	23hr 37min	19hr 50min
2hr 44min	6hr 33min	1d 4hr	16hr 51min
	1h 10min	2h 10min	1hr 35min



NEAREST RAILWAY STATION 6.9 KM
KANPUR CENTRAL RAILWAY STATION



NEAREST BUS STATION 5.4KM
JHAKARKATI BUS STATION KANPUR



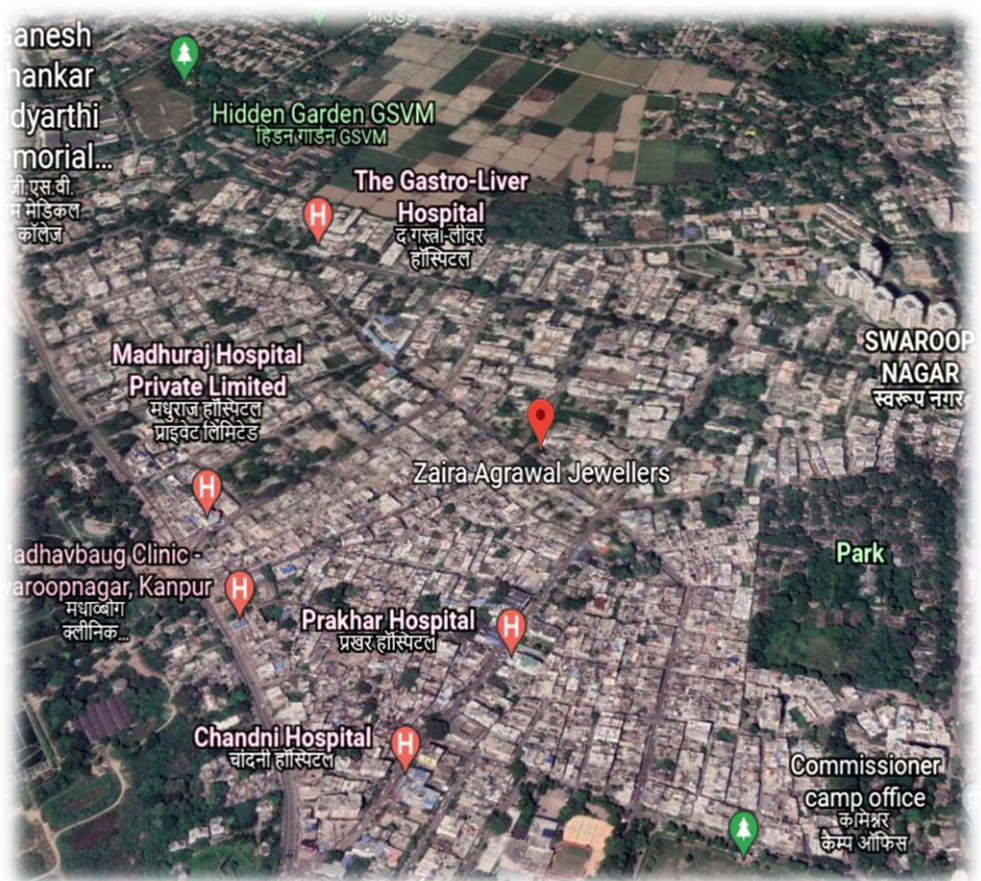
AIRPORT 80 KM
CHAUDHARY CHARAN SINGH
INTERNATIONAL AIRPORT
LUCKNOW

SITE

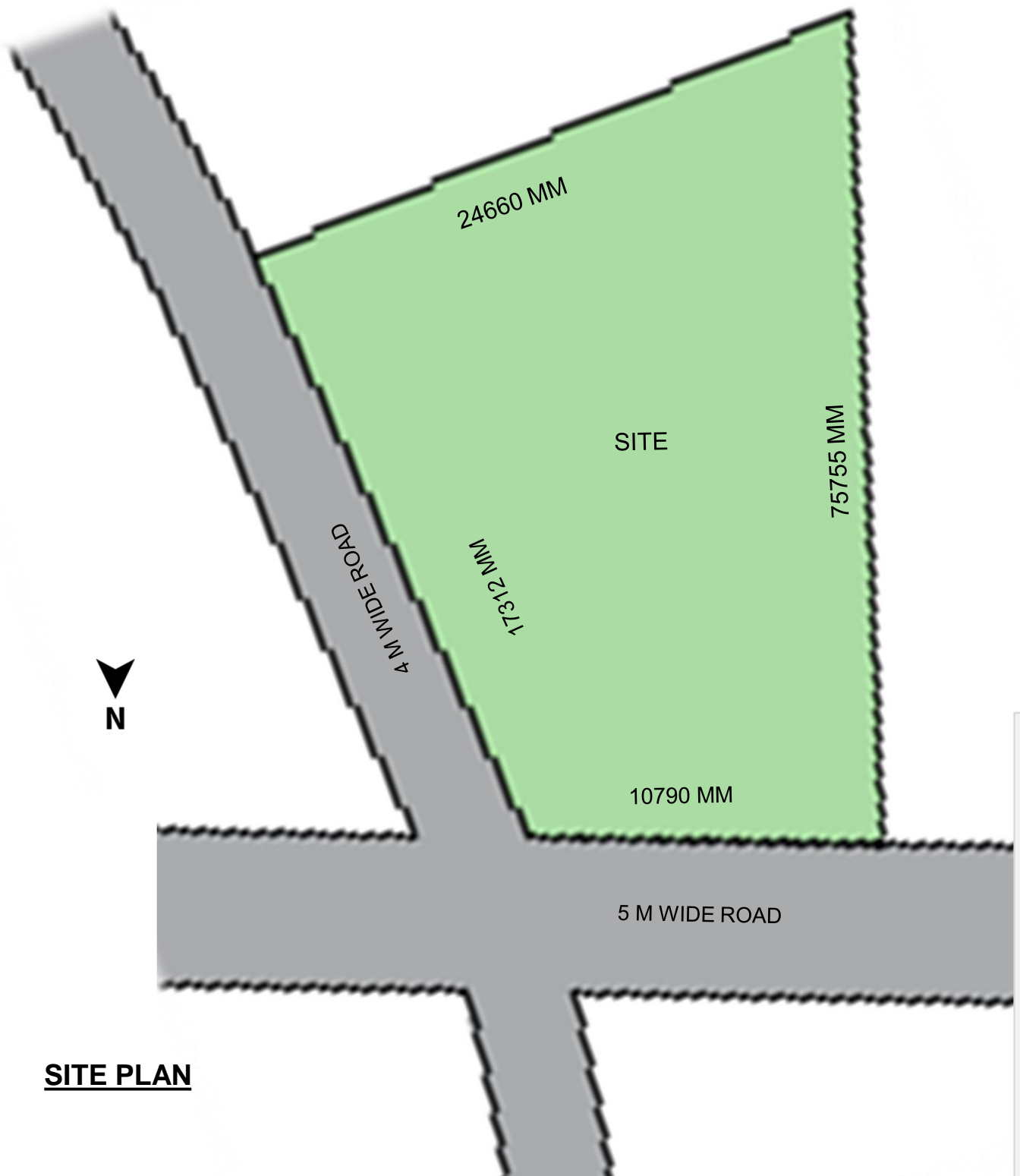
ACCESSABLE ROADS

SITE ACCESSIBILITY

- THE SITE CAN BE ACCESSED FROM ALL FOUR SIDES, AS MY SITE IS LOCATED IN THE KANPUR MAIN AREA OF THE CITY
- THE MAIN ROAD IN FRONT OF THE SITE IS REAR ROAD. ALSO KNOWN AS IMPERIAL STREET.
- OTHER LANDMARS WHICH CONNECTS SITE TO LOCAL FAMOUS AREA ARE ARYA NAGAR CHAURAH, IN JOIN OLD COLONY ROAD AND DAYAL ROAD ALSO SABZI MANDI ROAD



ROOFTOP CAFÉ & RESTAURANT SITE STUDY

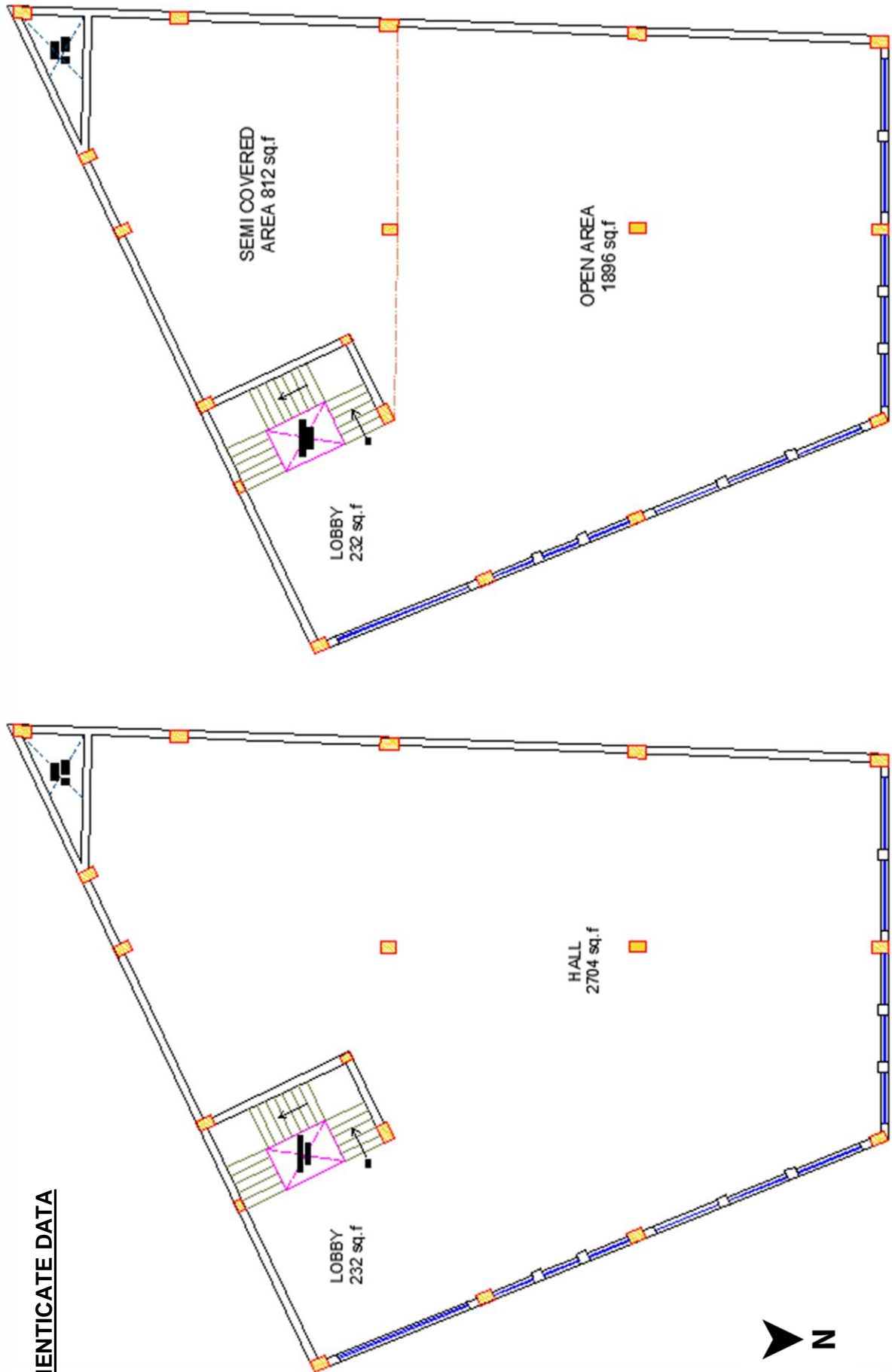


SITE PLAN



ROOFTOP CAFÉ & RESTAURANT

AUTHENTICATE DATA



PROPOSED 3RD FLOOR PLAN AND TOP FLOOR PLAN

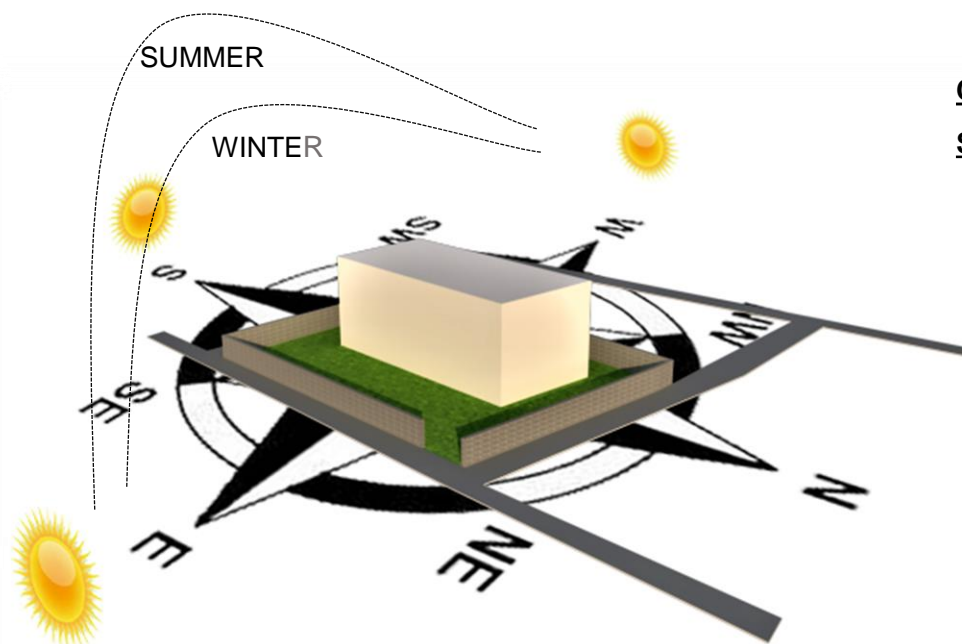
ROOFTOP CAFÉ & RESTAURANT SITE STUDY

SITE IMAGES



SURROUNDING IMAGE NEAR SITE





CLIMATE STUDY

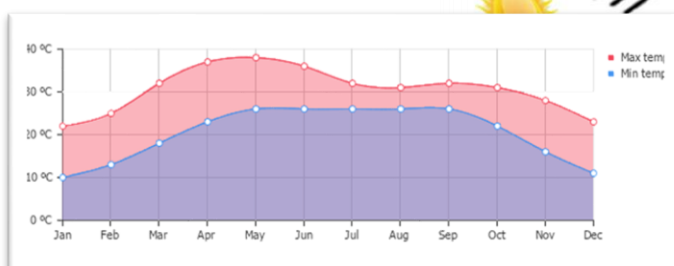
SUN PATH DIAGRAM

WIND MOVEMENT DIAGRAM

CLIMATIC CONDITIONS

TEMPREATURE

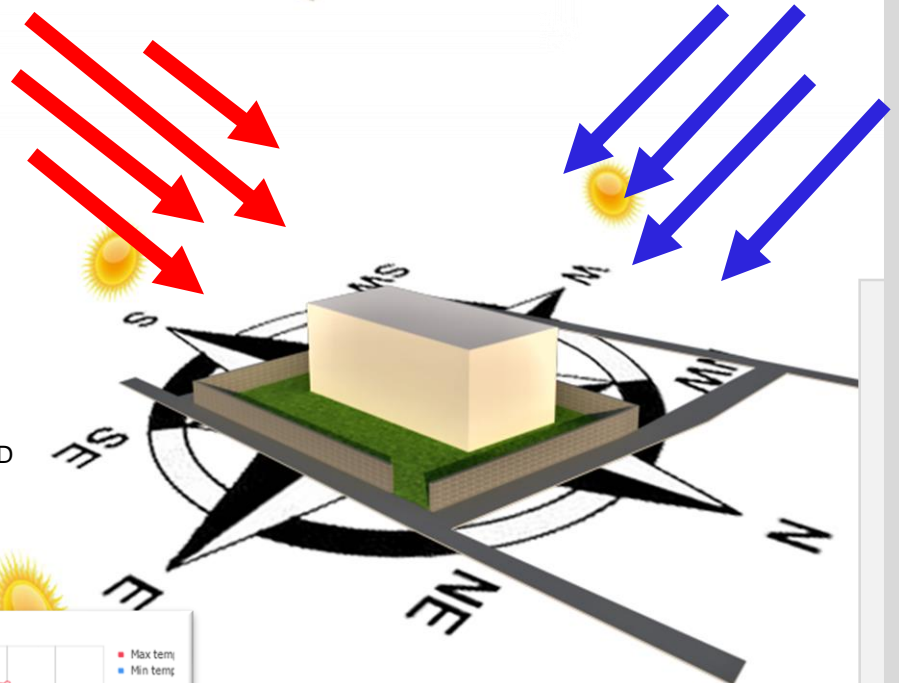
- AVERAGE HOTTEST MONTHES
MINIMUM TEMPERATURE IS 25.4°C
AND AVERAGE MAXIMUM
TEMPERATURE IS 40.7°C AND THE
HOTTEST MONTHS IS APRIL TO JULY
- AVERAGE COOLEST MONTHES
MINIMUM TEMPERATURE IS 7.9°C AND
AVERAGE MAXIMUM TEMPERATURE
IS 23.1°C AND THE MONTHS IS
DECEMBER TO FEBRUARY



SUN HOUR GRAPH

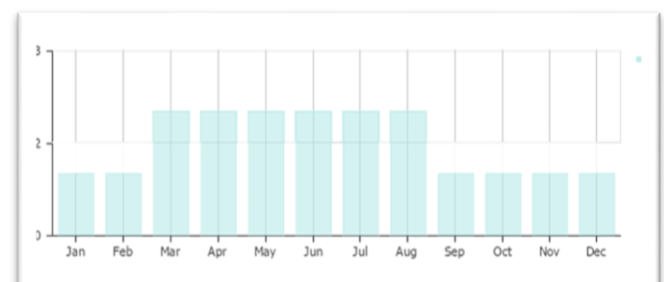


- THE EARLIEST SUNRISE IS AT 5:15 AM ON JUNE 9, LATER AT 6:58 AM ON JANUARY 13.
- THE EARLIEST SUNSET IS AT 5:15 PM ON NOVEMBER 30, LATER AT 7:05 PM ON JULY 3

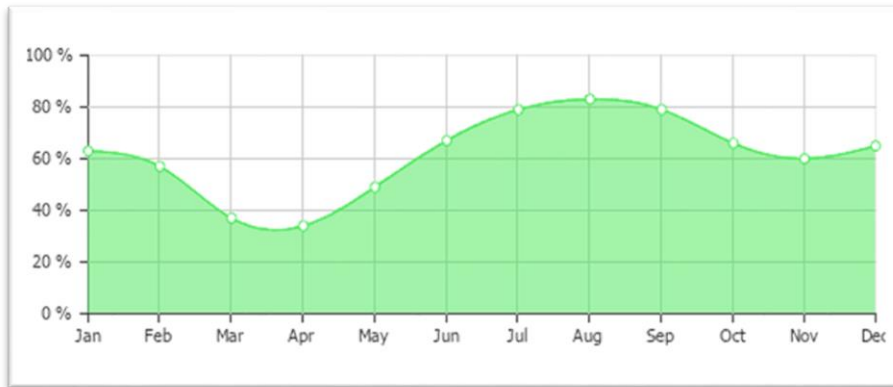


WIND SPEED GRAPH

- FEBRUARY TO SEPTEMBER, WITH AVERAGE WIND SPEEDS OF MORE THAN 6.4 MILES PER HOUR.
- THE WINDIEST MONTH OF THE YEAR IN KANPUR IS JUNE, WITH AN AVERAGE HOURLY WIND SPEED OF 8.2 MILES PER HOUR.



RELATIVE HUMIDITY GRAPH



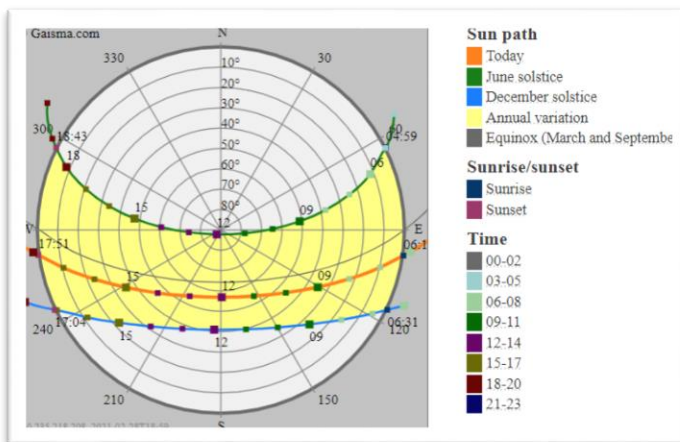
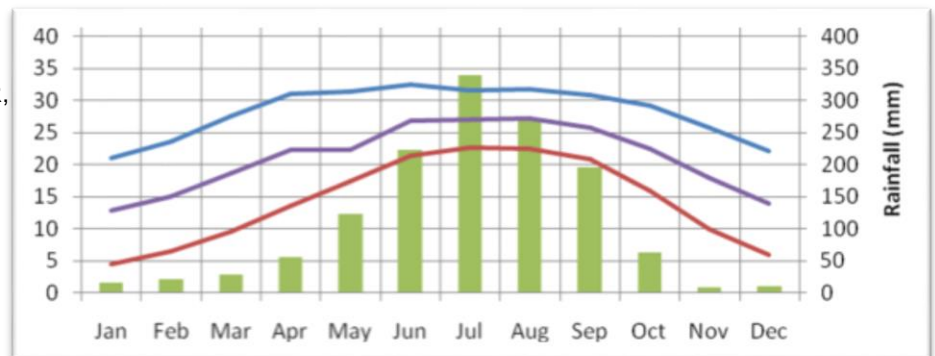
- THE MUGGIER PERIOD OF THE YEAR LASTS FOR 5.5 MONTHS, FROM MAY 13 TO OCTOBER 30, DURING WHICH TIME THE COMFORT LEVEL
- IS MUGGY, OPPRESSIVE, OR MISERABLE AT LEAST 25% OF THE TIME.
- THE MONTH WITH THE MOST MUGGY DAYS IN

KANPUR IS AUGUST, WITH 31.0 DAYS THAT ARE MUGGY OR WORSE.

- THE MONTH WITH THE FEWEST MUGGY DAYS IN KANPUR IS JANUARY, WITH 0.1 DAYS THAT ARE MUGGY OR WORSE

RAINFALL GRAPH

- THE DRIEST MONTH IS NOVEMBER, WITH 4 MM | 0.2 INCH OF RAIN. IN JULY,
- THE PRECIPITATION REACHES ITS PEAK, WITH AN AVERAGE OF 299 MM | 11.8 INCH.



COLD WINDS BLOW FROM WEST T EAST



HOT WINDS BLOW FROM SOUTH TO NORTH

	January	February	March	April	May	June	July	August	September	October	November	December
Avg. Temperature °C (°F)	15 °C (59) °F	18.6 °C (65.5) °F	24.3 °C (75.8) °F	30.4 °C (86.7) °F	33.3 °C (91.9) °F	32.8 °C (91.1) °F	29.2 °C (84.6) °F	28.4 °C (83.2) °F	27.8 °C (82) °F	25.8 °C (78.4) °F	21.4 °C (70.6) °F	16.5 °C (61.8) °F
Min. Temperature °C (°F)	9 °C (48.2) °F	12.2 °C (53.9) °F	16.8 °C (62.3) °F	22.5 °C (72.4) °F	26.3 °C (79.4) °F	28 °C (82.3) °F	26.4 °C (79.6) °F	25.9 °C (78.5) °F	24.6 °C (76.2) °F	20.2 °C (68.3) °F	15.2 °C (59.3) °F	10.4 °C (50.8) °F
Max. Temperature °C (°F)	21.4 °C (70.5) °F	25.3 °C (77.5) °F	31.7 °C (89) °F	37.9 °C (100.3) °F	39.8 °C (103.7) °F	37.7 °C (99.9) °F	32.7 °C (90.8) °F	31.8 °C (89.2) °F	31.7 °C (89) °F	31.5 °C (88.6) °F	27.9 °C (82.3) °F	23.2 °C (73.7) °F
Precipitation / Rainfall mm (in)	16 (0.6)	25 (1)	11 (0.4)	8 (0.3)	12 (0.5)	108 (4.3)	299 (11.8)	256 (10.1)	160 (6.3)	31 (1.2)	4 (0.2)	9 (0.4)
Humidity(%)	67%	60%	44%	30%	35%	50%	77%	81%	79%	64%	58%	64%
Rainy days (d)	2	2	2	2	3	8	18	17	12	2	1	1
avg. Sun hours (hours)	8.4	9.6	10.6	11.5	12.0	11.0	8.5	8.1	8.5	9.7	9.6	8.9

CHAPTER-3

CASE STUDY

INTRODUCTION

- THE MENU OF OH.SO.PRO, SECTOR 46, NOIDA IS EITHER PHYSICALLY COLLECTED FROM THE RESTAURANT
- LOCATION SHOP NO. 51, 1ST FLOOR, GLORY MARKET, GARDENIA GLORY, SECTOR 46, NOIDA, UTTAR PRADESH 201303, INDIA
- INDEPENDENT **COFFEE SHOP** IN KINGSWINFORD, WITH A WELCOMING ENVIRONMENT. FOOD AND DRINKS TO EAT IN OR... THE SHOPS, 2 BARNETT LANE, KINGSWINFORD
- DISHES AND THEIR PRICES CONTAINED IN THE MENU MAY HAVE ALTERED SINCE THE LAST UPDATE.
- PATRONS MAY CHECK THE PRICES WITH THE RESTAURANT BEFORE RESERVING A TABLE. THE IMAGES OF THE MENU USED ON THE APPLICATION/WEBSITE,

SITE (OH. SO. PRO.)

THE SITE IS LOCATED AT A DISTANCE OF 36.5 KM

IGI AIRPORT TERMINAL-3, DELHI, 110037, INDIA



THE SITE IS LOCATED AT A DISTANCE OF 11 KM

FROM PHASE 2 BUS STAND



THE SITE IS LOCATED AT A DISTANCE OF 4.5 KM

FROM NOIDA SECTOR 101 METRO STATION



THE SITE IS LOCATED AT A DISTANCE OF 10.4 KM

GODHA RAILWAY STATION



THE SITE IS LOCATED AT A DISTANCE OF 100M

FROM SHARE TAXI STAND.



LANDMARKS NEAR BY. IMAGES



NOIDA METRO



POLICE STATION, SECTOR 46, NOIDA



**ARCHITECT – NAKUL VERMA
FIRM - SPACEMOUNT PRIVATE LIMITED**

PROJECT DETAILS

- **FLOOR AREA:** 25'X76', (7.62MX23.165M)
- **SITE AREA:** 25'X76', (7.62MX23.165M)
- **PROJECT COST-** RS 20 LAKH
- **TIMING** – 11.00 AM TO 10.00 PM
- **LONG AXIS OF SITE:** EAST-WEST

LANDMARKS

NOIDA IS LOCATED IN THE HEART OF CITY .THE FAMOUS LANDMARKS NEAR OH. SO. PRO. THE ROOFTOP CAFÉ

- ITS NEAR METRO STATION NOIDA SECTOR 101 (BLUE LINE)
- GARDENIA GLORY
- POLICE STATION, SECTOR 46, NOIDA
- BHAWANI SHANKAR INTER COLLEGE
- NOIDA SECTOR 46

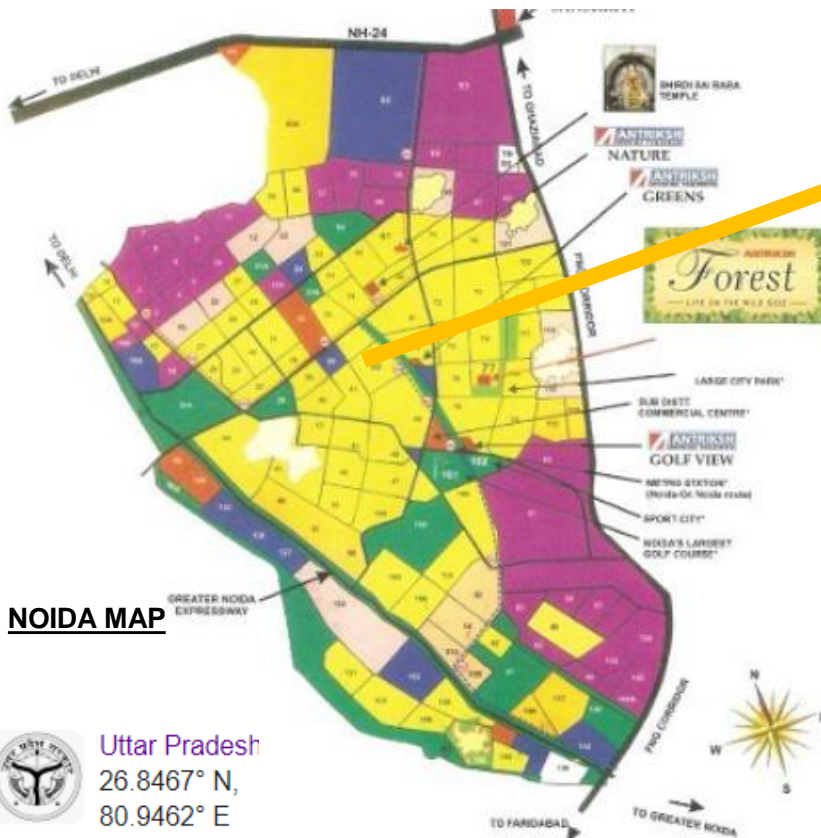
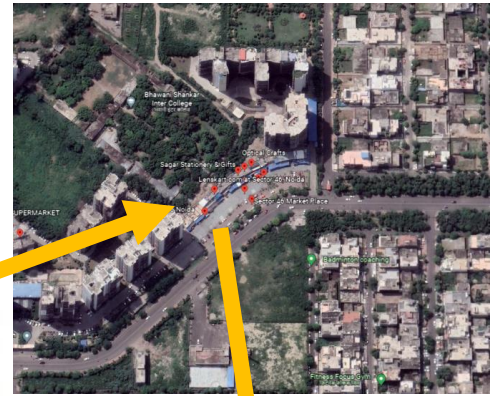
CASE STUDY -1 OH.SO.PRO THE ROOFTOP CAFÉ, NOIDA

SITE LOCATION

ADDRESS:

SHOP NO. 51, 1ST FLOOR, GLORY MARKET,
GARDENIA GLORY, SECTOR 46, NOIDA,
UTTAR PRADESH 201303, INDIA

NOIDA GOOGLE IMAGE



NOIDA MAP



Uttar Pradesh
26.8467° N,
80.9462° E



GOOGLE EARTH IMAGE SHOWING LOCATION

LANDMARKS NEAR BY. MAGES



GARDENIA GLORY



GARDENIA GLORY MARKET



BHAWANI SHANKAR INTER COLLEGE

PRESENT AMBIENCE INTERIOR SPACE

INTERIOR FEATURES


ENTRANCE

- THE MAIN ENTRANCE OF 10 FEET FRONT AND THE LOOK LIKE FRONT OH SO PRO. HEADING IN ENTRANCE
- THE ENTER LOBBY WALL HANGING .PLANT OF THE WALL DECORATIVE LIKE FEEL ENVIRONMENT GOOD IN NATURE RELATE ON THE CAFÉ
- ENTRANCE FLOORING USE STONE IS SANDSTONE IS SAME FLOORING

FLOORING

- THE FLOORING MATERIALS SANDSTONE FLOORING USE THE FLOOR
- HIGHLIGHTED THE FLOOR 4 INCHES UP PATHWAY GRANITE BLOCK 2X3 FEET AND SIDE BY SIDE PEBBLES
- CERAMIC TILES USE THE BATHROOMS

LIGHTNING



- THE LIGHTS USE THE POLE LIGHT WITH HANGING PLANT
- PERGOLA AREA USING THE HANGING LIGHTS
- PATHWAY USING STRIP COLOR LIGHTS
- INSIDE OF PERGOLAS CHANDELIER HANG AND CREATE A DESIGN


PERGOLAS

1ST PERGOLAS

- STRUCTURE MATERIALS ARE USING LIKE MS FRAME AND PVC SHEET FOR COVER ROOF IN OUTSIDE OF MS FRAME
- USE THE WOODEN BATTENS

2ND PERGOLAS

- ARE MS FRAME ALTERNATE PATTERNS ANGLE DESIGN MS FRAME IN USING LED LIGHTS INSIDE ON MS GRID
- PERGOLAS CREATING PATTERNS ARE LOOK LIKE A ZIKZAG FOLLOW
- INSIDE OF PERGOLAS CHANDELIER HANG AND CREATE A CEILING ATTRACTIVE AND COVER THE ACRYLIC SHEET



BAR AREA

- THE BAR AREA ARE BEST PART OF CAFÉ
- BAR COUNTER DESIGN USE THE MATERIALS
- COUNTER TOP GRANITE STONE AND WOODEN COUNTER FRAME
- THE CAFÉ BRANDING OF ABOVE THE BAR
- COUNTER WITH NEON LED LIGHTS DESIGN OF COUNTER.

CASE STUDY -1 OH.SO.PRO THE ROOFTOP CAFÉ, NOIDA

SEATING

- SEATING AREA DIFFERENT TYPES OF CHAIRS AND SOFA AND SOFA CHAIRS ALSO UMBRELLA SEATING
- EVERY SEATING AREA CONTRAST COLOR FURNITURE LIKE RED AND BLUE CHAIRS ALSO GREY SOFA
- UMBRELLA SEATING WHITE ROUND SOFA SET

SELFIE POINT

- FEATURE WALL ENTER OF CAFÉ IS SIDE WALL DESIGN IN WALL FOR COUPLE AND FAMILY PHOTO CLICK POINT
- THE SELFIE POINT IN LOOK LIKE ONLY COUPLE POINT IN PHOTO SESSION
- CAFE GOOD PART OF SELFIE POINT IS MATERIALS USE THE NEON LIGHTS AND BACK SIDE OF ACRYLIC GLASS SHEET LIGHTS IS ONLY FEEL LIKE NIGHT VIEW IS AWESOME
- THIS LIGHT MATERIALS ARE PVC PIPE AND INSIDE OF STRIP LIGHT YELLOW AND RED THE SELFIE POINT SIDE OF BAR COUNTER


PLANTER



PLANTER IS ALL AREAS SEATING SIDE ON POT AND ALSO HANGING THE WALL

UMBRELLA SEATING

- UMBRELLA SEATING ARE GREEN
- COLOR IN UMBRELLA AND INSIDE OF WHITE SOFA
- UMBRELLA SEATING IN DIFFERENT IN ALL AREAS OF SEATING FURNITURE LIKE BLACK CUSHION
- TABLE AND CHAIRS IN THE MODERN STYLE DESIGN AND MATERIALS IS METAL WIRE AND TABLE IS METAL WIRE AND TABLE TOP BLACK GLASS




BATHROOM

- BATHROOM FLOORING IS CERAMIC TILES
- WALL PANELING IS VITRIFIED TILES AND BACK SIDE OF MIRROR
- THE MIRROR ARE BACK SIDE USE THE STRIP LIGHTS ON FRONT OF BASIN
- FRONT OF BASIN USE THE MOSAICS PATTERNS TILES



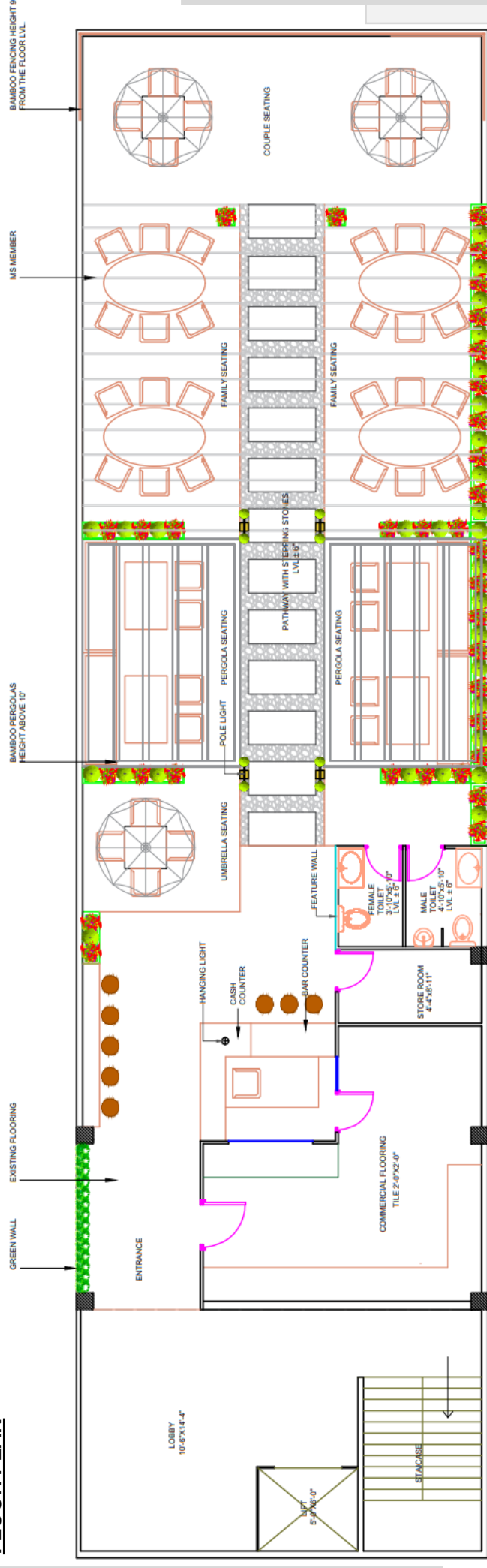
WALL DESIGN

- WALL PARTITION IS MS JAIL FRAME VERTICAL AND HORIZONTAL PIPE
- MS PANEL FRONT OF DESIGN CAFÉ BRANDING OH. SO. PRO. THE ROOFTOP CAFE



CASE STUDY -1 OH.SO.PRO THE ROOFTOP CAFÉ, NOIDA

FLOOR PLAN

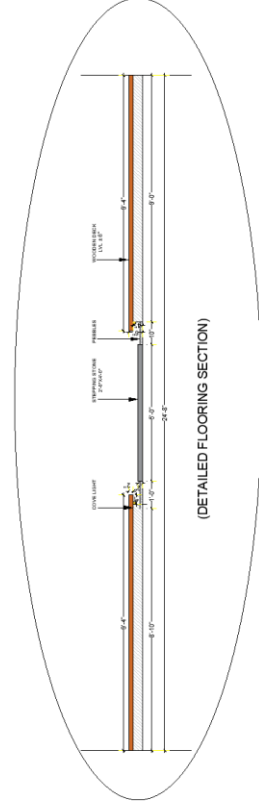


AREA

- **FAMILY DINING AREA 9'4" X 8'0"**
- **COUPLE SEATING 10'6 X 27'7"**
- **UMBRELLA SEATING**
- **BAR AREA 8'0" X 7'0"**
- **SELFIE POINT 12' FEET WIDTH**
- **FEATURE WALL 10' FEET WIDTH**
- **PERGOLA SEATING 18'0" X 19'4"**

SERVICES

- **KITCHEN 10'6" X 16'4"**
- **STORE ROOM 4'4" X 8'11"**
- **BATHROOM MALE 4'10" X 5'10"**
- **BATHROOM FEMALE 4'10 X 5'10"**
- **STAIRCASE 7'0" X 14'4"**
- **LIFT 5'0" X 6'0"**
- **LOBY 10'6" X 14'4"**



CASE STUDY -2 THE JANNAT ROOFTOP CAFÉ, LUCKNOW

INTRODUCTION

- JANNAT" ROOF-TOP RESTAURANT & BAR HIGH ABOVE THE CITY,
- THE ROOFTOP OUTDOOR RESTAURANT & BAR EMBRACES THE FRESH LUCKNOW BREEZE, WHILE OFFERING A MAGNIFICENT VIEW OF THE CITY.
- PLEASANT MUSIC AND CASUAL AL FRESCO DINING. WITH A LARGE AND VARIED MENU FOR BOTH LUNCH AND DINNER,
- JANNAT FEATURES FRESH NATURAL INGREDIENTS INFUSED IN SIMPLE COOKING FROM GRILLED MEAT AND FISH DISHES,
- JANNAT OFFERS SOMETHING TO SATISFY EVERY TASTE, AND AN ATMOSPHERE OF CASUAL
- JANNAT AT DAYAL PARADISE IS BEST FOR EVENTS IN GOMTI NAGAR, LUCKNOW, JANNAT AT DAYAL PARADISE

LANDMARKS

LUCKNOW IS LOCATED IN THE HEART OF CITY .THE FAMOUS LANDMARKS NEAR JANNAT THE ROOFTOP CAFÉ LUCKNOW .



- JANESHWAR MISHRA PARKI
- FUN REPUBLIC MALL
- SAHARA CITY
- LUCKNOW METRO
- INDIRA NAGAR METRO STATION



SITE LOCATION

ADDRESS.

VPRADESH 226010, INDIA
IPUL KHAND - V, GOMTI
NAGAR, LUCKNOW,
UTTAR

Uttar Pradesh
26.8467° N,
80.9462° E



SITE DETAILS

- FLOOR AREA: 950 SQ..
- SITE AREA: 102250 SQ. FEET
- TIMING – 11.00 AM TO 10.00 PM
- LONG AXIS OF SITE: EAST-WEST

LUCKNOW MAP



GOOGLE EARTH IMAGE SHOWING LOCATION



LUCKNOW GOOGLE IMAGE

CASE STUDY -2 THE JANNAT ROOFTOP CAFÉ, LUCKNOW

SITE (JANNAT) ROOFTOP CAFE

THE SITE IS LOCATED AT A DISTANCE OF 22.5 KM
CHAUDHARY CHARAN SINGH INTERNATIONAL
AIRPORT,



THE SITE IS LOCATED AT A DISTANCE OF 11 KM
FROM PHASE 2 BUS STAND



THE SITE IS LOCATED AT A DISTANCE OF 4.5 KM
FROM NOIDA SECTOR 101 METRO STATION



THE SITE IS LOCATED AT A DISTANCE OF 10.4 KM
GODHA RAILWAY STATION



THE SITE IS LOCATED AT A DISTANCE OF 100M
FROM SHARE TAXI STAND.



JANESHWAR MISHRA PARK



FUN REPUBLIC MALL



SAHARA CITY



LUCKNOW METRO

PRESENT AMBIENCE INTERIOR SPACE

INTERIOR FEATURES

ENTRANCE

- THE MAIN ENTRANCE OF 10 FEET FRONT GATE AND THE ENTER THE HOTEL RECEPTION
- FRONT OF LIFT AND STAIR CASE AREA THE CAFÉ 4TH FLOOR IN HOTEL TERRACE THE JANNAT ROOFTOP CAFÉ

LOBBY



- THE LIFT LOBBY NORMAL DESIGN IN USE WALL
- PAINT AND MOSAIC FLOORING
- CEILING IS LIGHTS EFFECTS ON LOBBY AND WALL DESIGN IN NEON LIGHTS



- THE LOBBY BEST PART OF CAFÉ IS INSIDE OF SELFIE POINT
- ENTER THE CAFE ENTRANCE IN FRONT OF PLANTER ITS NOT CLEAR IN VIEW IN CAFE



CASE STUDY -2 THE JANNAT ROOFTOP CAFÉ, LUCKNOW


BAR COUNTER

- THE BAR AREA IS THE DESIGN BY GLASSSS MATERIALS
- BAR COUNTER BACK SIDE WALL GREEN ARTIFICIAL PLANT CREATE THE NATURE
- COUNTER TOP CORIAN MARBLE



FLOORING

- DIFFERENT TYPES OF FLOORING USE IN THE CAFÉ
- 1 GRANITE FLOORING IN PATHWAY AND ARTIFICIAL GRASS ENTER THE CAFÉ
- 2 WOODEN BATTENS IS THE USE IN POOL AREA AND LONG HIGH STOOLS WITH ENJOY THE FOOD
- 3 SAWAR MARBLE IS THE USE IN FLOORING AND GRANITE STRIP ON THE CREATE PATTERNS



SAWAR MARBLE



WOODEN BATTENS



GRANITE WITH ARTIFICIAL GRASS

SEMI COVERED

- SEMI COVERED AREA IN THE POOL DESIGN
- THIS AREA ONLY FOR COVER POOL DESIGN HPL SHEET WOODEN
- HPL SHEET COVER THE CEILING DESIGN
- IN THE CEILING USE THE COVE LIGHTS



SHOWER AREA AND CHANGING ROOM

FEATURE WALL

- THE SECOND LIFT ENTRY WALL IS CREATED THE FEATURE WALL WITH NEON LIGHT AND WRITE THE JANNAT AND FEEL GOOD FEATURE TYPES ARE WRITE IN THE WALL
- THE WALL IS GREEN WALL ARTIFICIAL VERTICAL PLANT WALL PANELING WITH DIFFERENT TYPES OF PLANTS
- GREEN WALL USE MANY TYPES OF FLOWERS USE IN THE WALL WITH LIGHTS



PLANTER



- 1 AREACA PLAM
- 2 PALM TREE
- 3 PLUMERICA PLAN
- 4 PALM HUGE GIANT PLAN



PLANTER IS THE DESIGN RECTANGULAR POT MADE IN GRANITE MARBLE DIFFERENT TYPES OF PLANT USE THE PLANTER LIKE

CASE STUDY -2 THE JANNAT ROOFTOP CAFÉ, LUCKNOW

FURNITURE

- FURNITURE MADE IN WICKER CHAIRS AND TABLE WITH GLASS
- ROUND CHAIRS IS SAME MATERIALS WICKER ALSO STOOLS MADE IN WICKER
- ALL FURNITURE CUSSION ITS VERY DIFFERENT COLOURS USE LIKE BLUE AND YELLOW



CANOPY

THE ROOF CANOPY IS CAFÉ
ROUND SEATING CENTER AREA



MAIN LIFT

- THE MAIN LIFT JANNAT CAFÉ DESIGN BRIGHT COLOR USE WALL PANELING WOODEN PANELING AND GRANITE CLADDING
- THE LIFT LOBBY SEATING CHAIRS ON FRONT OF LIFT
- FALSE CEILING AND WALL CLADDING GRANITE PANEL



BATHROOM

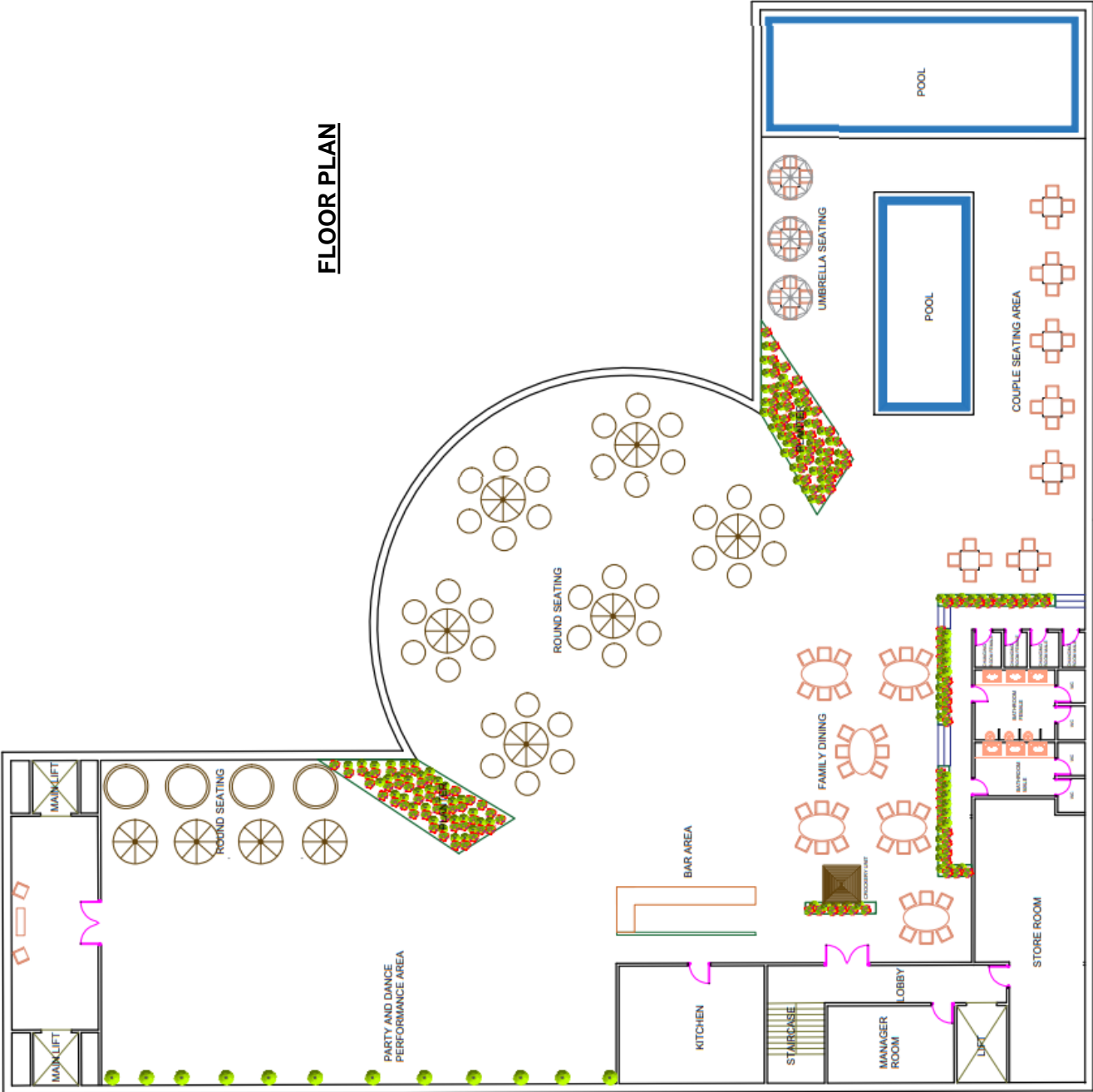


KITCHEN

- KITCHEN INTERIORS IS NORMAL FURNITURE SS MODERN
- KITCHEN AND THE WASHING AREA INSIDE OF KITCHEN
- CHINESE COOKING AND INDIAN COOKING PARTITION DIVIDED THE KITCHEN
- OUTSIDE OF KITCHEN SERVING TABLE AND CROCKERY ITEMS



- BATHROOM INTERIOR IS MIRROR IS SELFIE POINT IN USE NEON LIGHTS ALSO USE STRIP LIGHT BACK SIDE OF MIRROR
- BASIN COUNTER IS GRANITE TOP AND WALL CLADDING VITRIFIED TILES ON WALL HIGHLIGHTING THE GRANITE STRIP



FLOOR PLAN

AREA

- COUPLE SEATING
- UMBRELLA SEATING
- BAR AREA
- SELFY POINT
- FEATURE WALL
- POOL
- ROUND SEATING
- DANCE PERFORMANCE AREA

SERVICES

- KITCHEN
- STORE ROOM
- BATHROOM
- CHANGING ROOM
- STAIRCASE
- LIFT

CHAPTER-3

LITERATURE STUDY

ABOUT THE PROJECT

- LOCATED IN AN OUTSKIRT OF RAJKOT, THIS MESMERIZING
- TEA VILLA CAFÉ IS DESIGNED BY RUST- THE DESIGN STUDIO & EVEN PROJECT SOLUTIONS IN COLLABORATION.
- THE DESIGNERS HAVING IN MIND, SUSTAINABILITY AND GIVING BACK TO NATURE AND THUS THEY USED NATURAL STONE,
- LOCALLY AVAILABLE MATERIALS AND A LOT OF TREES AND PLANTS DURING THE DESIGN PROCESS. SURFACES REPORTERS (SR) HAS COVERED
- WATER FLOWING DOWN TO A STONE WALL WELCOMES US WITH GUSHING SOUND, TRANSPORTING US TO THE DESIGNER'S IMAGINATION OF SPACE AMIDST NATURE.
- THE BACKLIT SIGNAGE ON THE WATER WALL ENABLES IT TO ATTRACT EVERYONE'S ATTENTION WITH THE LIGHT AND SOUND, AT THE SAME TIME
- IT HELPS TO PROVIDE PRIVACY FROM INSIDE AND CURIOSITY FROM OUTSIDE.
- JUST THE RIGHT AMOUNT OF LIGHT AND STONE PATTERNS TO GUIDE THROUGH

FIRM RUST : THE DESIGN STUDIO

ARCHITECTS: MITESH ANTALA ARCHITECT

PROJECT NAME THE TEA VILLA CAFÉ

LOCATION RAJKOT, GUJARAT

AREA 27000 SQ..

YEAR COMPLETION 2019

COST/SQ.. : 1111 / SIFT

PROJECT COST APPX: 3 CR.



SITE RAJKOT (GUJRAT)

RAJKOT AIRPORT 18 MINS 10.2 KM

RAJKOT AIRPORT



RAILWAY STATION 19 MINS 8.5KM

BHAKTI NAGAR, RAJKOT, RAILWAY STATION



PANCHAYAT NAGAR BUS STAND, 12 MINS 6 KM

PANCHAYAT NAGAR BUS STAND



TAXI PASSENGER STATION 11MIN 5.2 KM



STATUE OF UNITY, 7 HR 13 MIN 386 KM

STATUE OF UNITY, GUJARAT



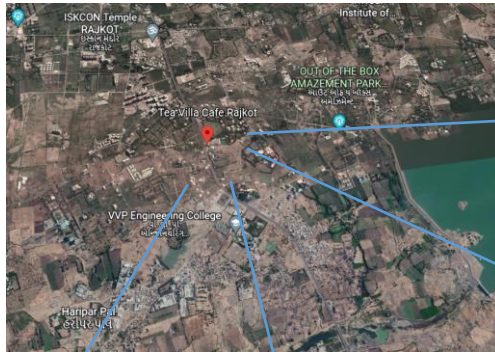
LOCATION

ADDRESS: PLOT NO. 12,13,14,
ASHOKPALAV PARK, KALAWAD RD,
NEAR DRIVE IN CINEMA, VIRADA, VAJDI,
GUJARAT 360005, INDIA



TEA VILLA CAFE : EXPERIENCING A SPACE AMIDST NATURE

LANDMARKS NEAR BY



INDUBHAI PAREKH SCHOOL OF ARCHITECTURE



KETAN PARK



REGENCY LAGOON RESORT




ISKCON TEMPLE RAJKOT

PRESENT AMBIENCE INTERIOR SPACE

INTERIOR FEATURES

ENTRANCE

- WATER FLOWING DOWN TO A STONE
- WALL WELCOMES US WITH GUSHING SOUND,
- TRANSPORTING US TO THE DESIGNER'S IMAGINATION OF SPACE AMIDST NATURE.
- THE BACKLIT SIGNAGE ON THE WATER WALL ENABLES IT TO ATTRACT
- EVERYONE'S ATTENTION WITH THE LIGHT AND SOUND,
- ARTICULATED THROUGH THE ENTRANCE AND CULMINATES INTO VARIOUS CONNECTING PATHWAYS. EACH PATHWAY IS VERY CAREFULLY DEVELOPED WITH A SELECTIVE PLANTATION,



WAITING SPACE

- AN AMPHITHEATRE AND WAITING SPACE IS DEVELOPED IN A LARGE SECTION OF THE SITE
- OVERLOOKING THE GREENS



- THIS SPACE HAS BEEN PLANNED FOR LIVE PERFORMANCES, CONCERTS AND OTHER
- ENTERTAINMENT ACTIVITIES WHICH DRAWS THE ATTENTION OF THE VISITORS WHILE WAITING

FIXED STYLED SITTING

- FIXED STYLED SITTING UNITS ARE MADE WITH THE USE OF ROPES WAS AN INSPIRATION OF TRADITIONAL CHARPAI.
- HERE PEOPLE CAN UNWIND AND ENJOY THE BLISS OF NATURE.
- THE STONE GRIT WALL PROVIDES FOR THE SECTION TO BE SEPARATED FROM THE REST OF THE SPACE.
- A SECTION OF WALL ALONG THE PASSAGE IS CONVERTED INTO THE FEATURE WALL FOR THE YOUNGSTERS TO POSE WITH THEIR PHONES.
- THE PASSAGE CULMINATES IN THE INDOOR RESTAURANT.
- THE JUXTAPOSITION OF SPACES HAS BEEN PLANNED IN SUCH A WAY THAT EACH SPACE OPENS OUT TO THE PLANTED GREEN
- REAS. ALL SPACES FEEL PART OF THE GREEN PATCH



OUTDOOR AREA

- THE OUTDOOR SIT OUTS ARE THE LIFE OF THIS WONDERFUL SPACE.
- THEY OFFER MAGNIFICENT VIEWS WHILE ENJOYING A MEAL,
- EACH SIT OUT IS SURROUNDED BY DENSE PLANTATION AND ELEMENTS,
- LENDING THEM PRIVACY FROM ONE ANOTHER.
- LEVELS PLANNED TACTFULLY ADD TO THE DRAMA. FABRICATED CANOPY LIKE STRUCTURE MIMICKING




COVERD AREA



- A WATER BODY WITH FREE FLOWING WATER , FIRE AND GREENS
- ONE AS THEY ENTER THE INDOOR RESTAURANT.
- THE WHOLE IDEA WAS TO INFUSE THE ELEMENTS OF NATURE IN
- THE SPACE I.E. WATER, FIRE, EARTH.MADE IN BLACK GRANITE IT
- AN EVEN FLOOR IS ACHIEVED WITH HELP OF KOTA STONE.
- THE LAYOUT IS DESIGNED IN SUCH A WAY THAT ALL THE TABLES

WALL DESIGN



- ONE WALL HAS BEEN TREATED WITH A POP OF TURQUOISE
- COLOUR WHICH IS MADE OUT OF DIFFERENT PATTERNS OF WIRE MESH
- GIVING THE WHOLE SPACE A VIBRANT LOOK.
- THIS ESTABLISHES THAT TO ACHIEVE A GRANDEUR YOU DON'T NEED TO HAVE EXPENSIVE MATERIALS, EVEN USUAL MATERIALS CAN ALSO WORK IF WE USE THEM CREATIVELY.

ENTRY PATHWAY

- ALONG THE ENTRY PATHWAY, THERE IS A ROW OF PALMS
- WHICH HAS BEEN PLANNED TO PROVIDE A STRONG
- VOLUMETRIC CONNECTION BETWEEN A BUILT FORM AND MOTHER NATURE
- WE HAVE PLANNED IT FOR FUTURE EXPANSION.
- THIS LINEAR PATHWAY DEFINED BY PALMS
- LEADS US TO A FASCINATING WALL FEATURING BIRDHOUSES, METAL GEARS AND WALL-HUNG PLANT



OUTDOOR AREA



- THE FURNITURE IS DESIGNED
- IN SUCH A WAY THAT IT IS STURDY AND LIGHT
- WEIGHTED AS NEEDED FOR OUTDOOR SPACES IN PUBLIC.
- THE METAL CHAIRS ARE CUSTOMIZED TO HAVE
- DIFFERENT PATTERN AND COLOUR
- IT ALSO GIVES A SENSE OF PLAY AND DRAMA WITHIN ALL ELEMENTS.

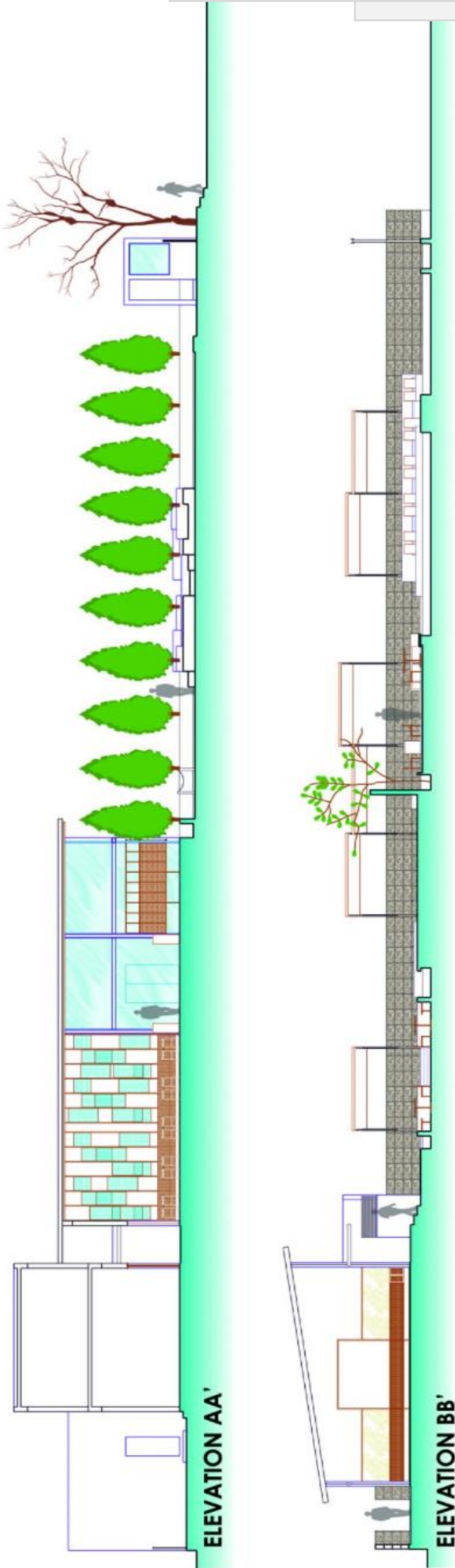
KITCHEN

- THE BANQUET, KITCHEN AND SERVICE AREAS ARE TUCKED AT THE REAR OF THE SITE FOLLOWING
- THE THEME OF NATURE INSPIRED SPACES;
- THE BANQUET HALL TOO HAS A KOTA
- STONE FLOORING LAID CAREFULLY.
- WOODEN CEILING LENDS A RUSTIC TOUCH TO
- THE SPACE. ACOUSTICS HAVE BEEN TAKEN CARE OF.
- A SEPARATE REAR ENTRY ALLOWS FOR BETTER HUSTLE FREE ARRANGEMENTS





FLOOR PLAN



LEGEND

1. ENTRANCE
2. SECURITY
3. OFFICE
4. ELECTRIC & GENERATOR ROOM
5. PASSAGE
6. WAITING & ENTERTAINMENT ROOM
7. COVERED RESTAURANT
8. CAFÉ AREA

8. CAFÉ AREA
9. OUTDOOR SITTING
10. LADIES TOILET
11. GENTS TOILET
12. BANQUET
13. KITCHEN
14. STORE
15. WASH AREA
16. STAFF WC
17. STAFF CHANGE ROOM
18. WATER BODY
19. GARDEN

MATERIALS

1. NATURAL STONE
2. LIKE SLAT STONE,
3. COBBLE STONE,
4. KOTASTONE
5. GRANITE ,
6. MANDANA RED STONE,
7. STONE GRIT,
8. RECYCLE WOOD,
9. FIRE BRICK,
10. VENEER,
11. LAMINATE,
12. METAL,
13. WIRE MESH,
14. FABRIC

ABOUT THE PROJECT

- THE BEAUTY OF SPAIN'S ARAGON PROVINCE INFORMED THE EARTHY
- COLOUR PALETTE,
- NATURAL MATERIALS AND CURVED FORMS USED IN THIS FINE-DINING
- RESTAURANT INTERIOR BY VALENCIA STUDIO MASQUESPACIO.
- LOCATED IN THE CITY OF HUESCA,
- PUKKEL SERVES UP A MENU OF HEALTHY FOOD AND, ACCORDING
- TO THE OWNERS, AIMS TO OFFER "A SENSORIAL EXPERIENCE BEYOND THE GASTRONOMY."



- THE INTERIOR USES A PALETTE OF NATURAL MATERIALS AND
- COLOURS AND UNDULATING, TEXTURED FORMS THAT ARE INTENDED TO REFLECT THE BEAUTY OF THE NEARBY
- PYRENEES MOUNTAINS AND SURROUNDING COUNTRYSIDE.
- "AFTER DOING A WORKSHOP WITH [PUKKEL'S OWNERS], JORGE AND MIKEL, WE IMMEDIATELY PROPOSED TO WORK WITH 100 PER CENT
- NATURAL MATERIALS AND INTEGRATE NATURE INTO THE SPACE,"
- SAID CHRISTOPHE PENASSE, CO-FOUNDER OF MASQUESPACIO

- THIS CURVED PATH IS FURTHER HIGHLIGHTED BY THE COLOUR THE FLOOR TILES, WHICH CHANGE FROM NATURAL TERRACOTTA TO GLAZED GREEN OR WHITE IN
- THE DIFFERENT SEATING AREAS. UNEVEN SURFACE FINISHES SUCH AS ROUGH STUCCO,
- CERAMIC AND TERRACOTTA TILES ARE USED TO REFLECT THE TEXTURES AND FORMS FOUND IN NATURE.




LOCATION:

ADDRESS: C. DEL PARQUE, 3, 22002 HUESCA, SPAIN



PUKKA RESTAURANT



HOTEL PEDRO I DE ARAGÓN



PARQUE MIGUEL SERVET

SPAIN GOOGLE MAP



L
A
N
D
M
A
R
K
S
N
E
A
R
B
Y

PRESENT AMBIENCE INTERIOR SPACE

LANDSCAPE

- "WE INVESTIGATED THE PROVINCE OF HUESCA AND STARTED TO DISCOVER
- THE BEAUTY OF THE MOUNTAINS AND PARKS IN ITS SURROUNDINGS," ADDED MASQUESPACIO CREATIVE DIRECTOR ANA HERNÁNDEZ.
- "WE DEFINITELY FOUND THE REFERENCE WE WERE LOOKING FOR AND THAT FITTED PERFECTLY WITH
- THE HEALTHY LIFESTYLE CONCEPT FROM PUKKEL.



PLANTER

- THE STUCCO SEATING BOOTHS FEATURE INTEGRATED PLANTERS FILLED WITH PLANTS AND FLOWERS
- THAT WILL CHANGE DEPENDING ON
- THE SEASON. OTHER RESTAURANTS DESIGNED BY THE STUDIO INCLUDE THE MILAN OUTPOST OF ITALIAN FAST-FOOD CHAIN BUN, WHERE IT SELECTED A LILAC AND AVOCADO-GREEN COLOUR SCHEME TO CREATE A YOUTHFUL YET
- "SOPHISTICATED" INTERIOR, AND A TROPICAL SUSHI RESTAURANT IN VALENCIA, SPAIN, THAT MIXES JAPANESE AND BRAZILIAN-INSPIRED DESIGN ELEMENTS



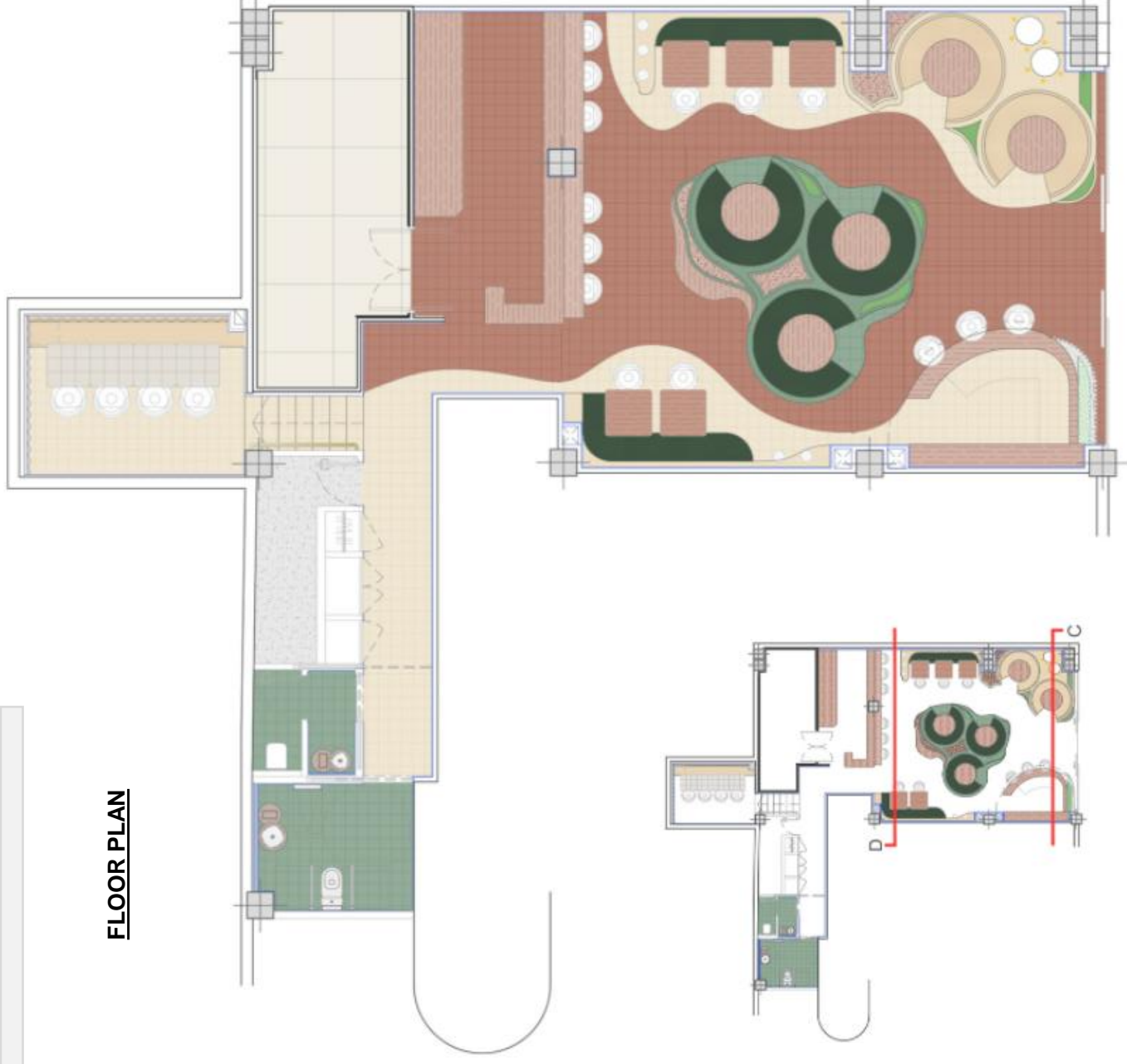
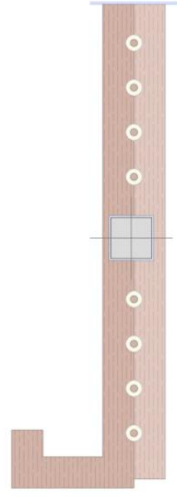
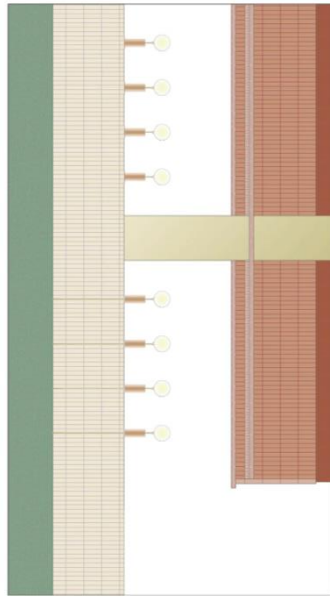
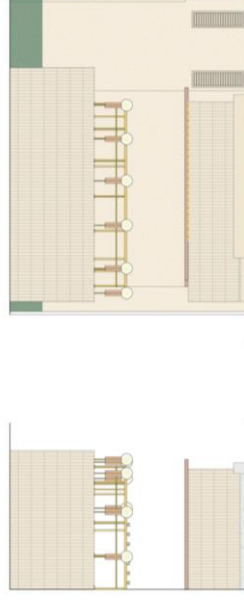
FLOORING

- THE DESIGN STUDIO SELECTED DIFFERENT TONES OF BROWN, WHITE AND GREEN THAT ARE USED ALONGSIDE GOLD ACCENTS,
- WHICH IT SAID ADD A "LITTLE BIT OF SOPHISTICATION" TO THE SPACE.
- THE RESTAURANT'S LAYOUT FOLLOWS
- THE CURVED LINES AND CIRCULAR FORMS OF THE BOOTH SEATING TO CREATE A WINDING PATHWAY THROUGH
- THE SPACE. ACCORDING TO THE DESIGNERS, THIS IS INTENDED TO CREATE



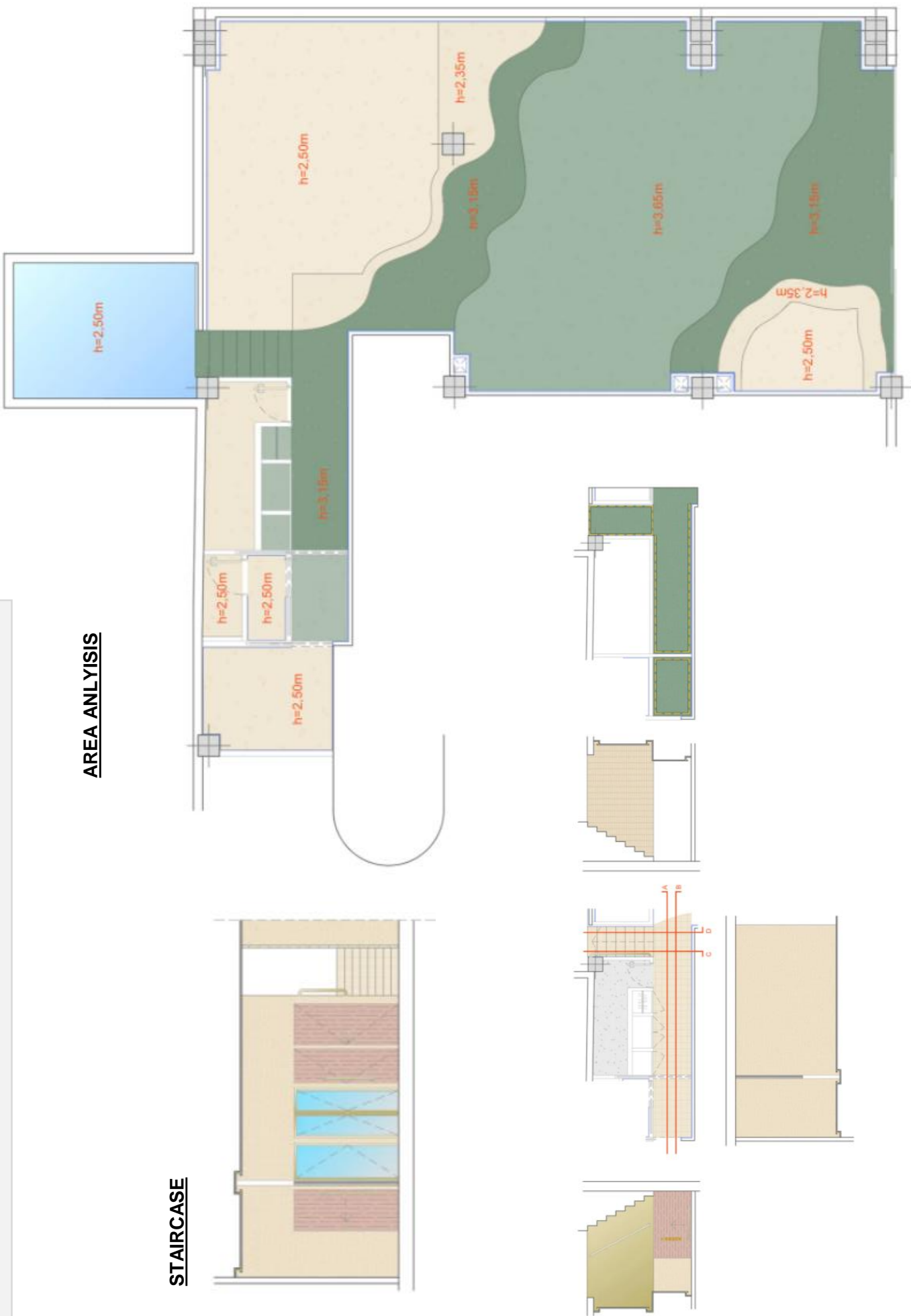
FLOOR PLAN

BAR AREA

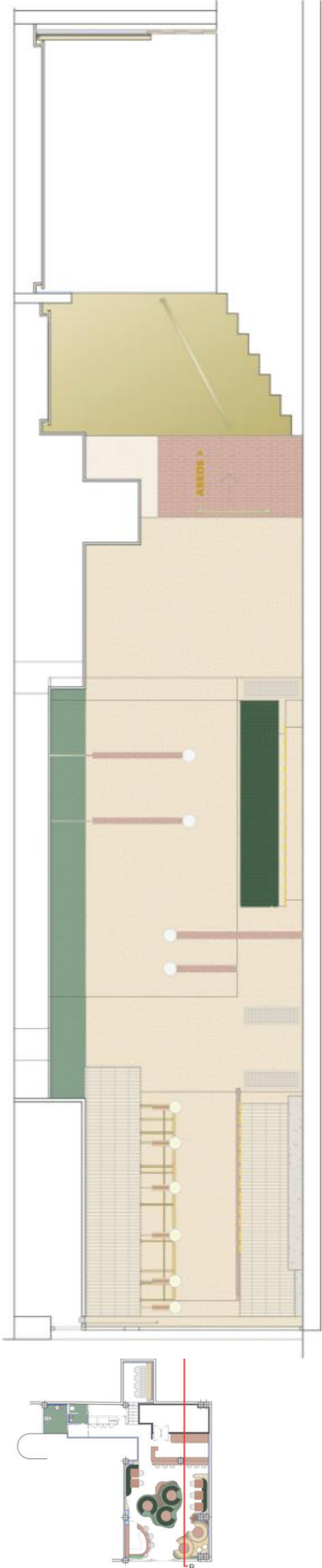


AREA ANALYSIS

STAIRCASE

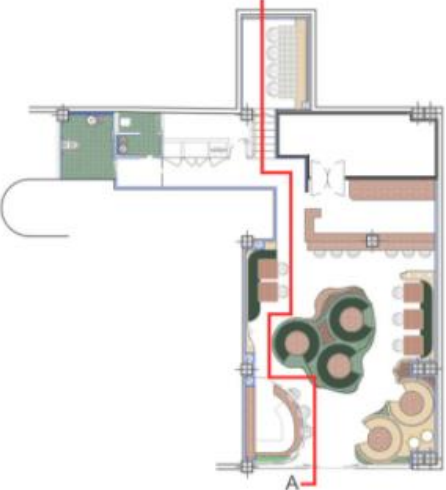


S- A




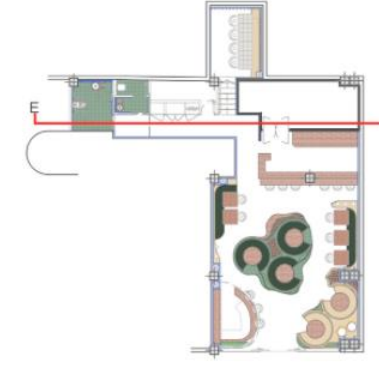
ELEVATION (A)

S- B



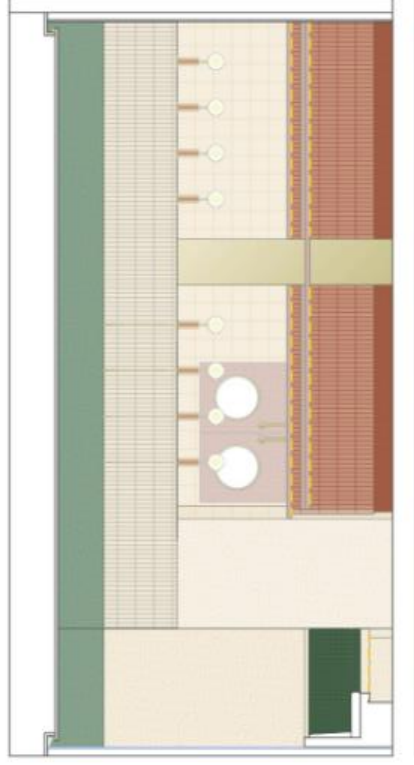
ELEVATION (B)

S-E



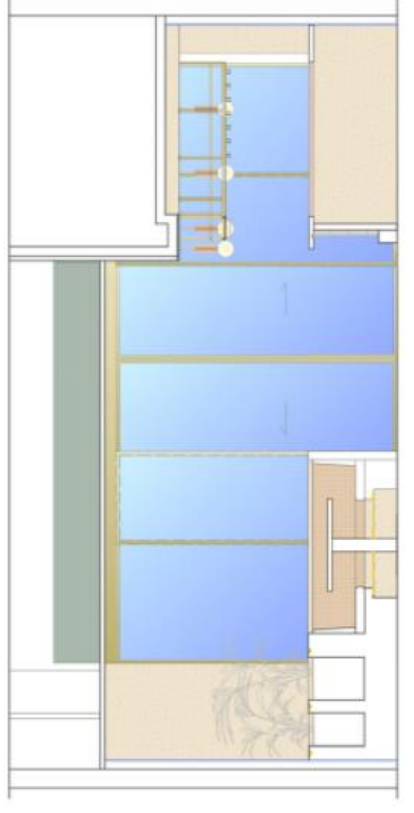
ELEVATION (E)

S-D



ELEVATION (D)

S-C



ELEVATION (C)

CHAPTER-5

CONCEPT

DESIGN IDEATION

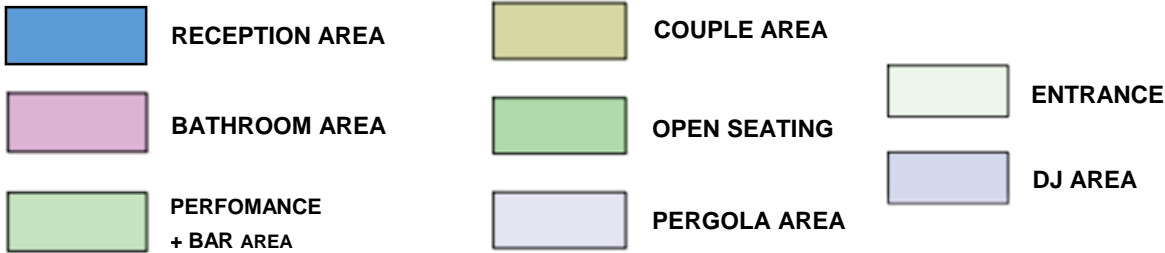
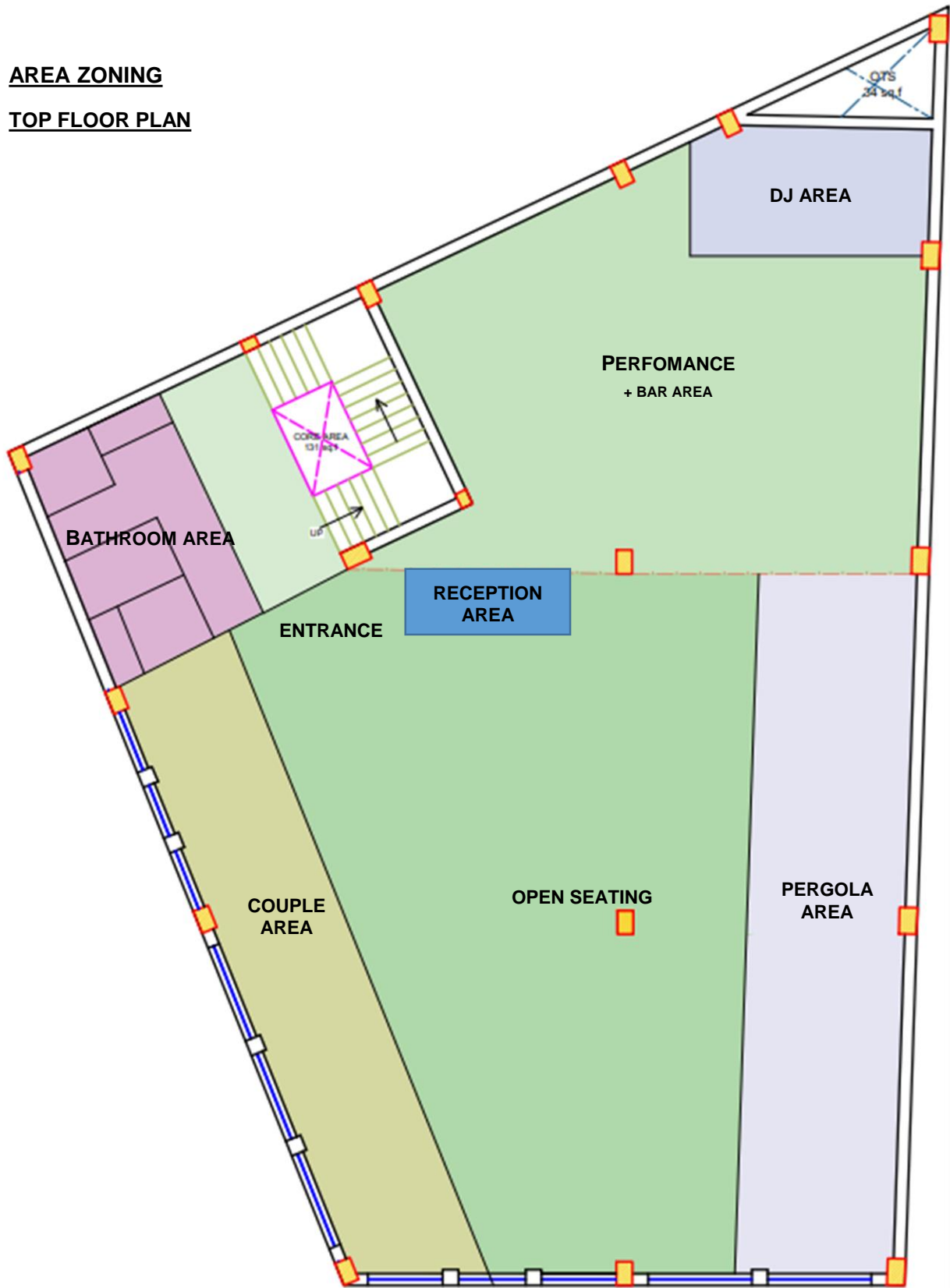
AREA ZONING

3RD FLOOR PLAN



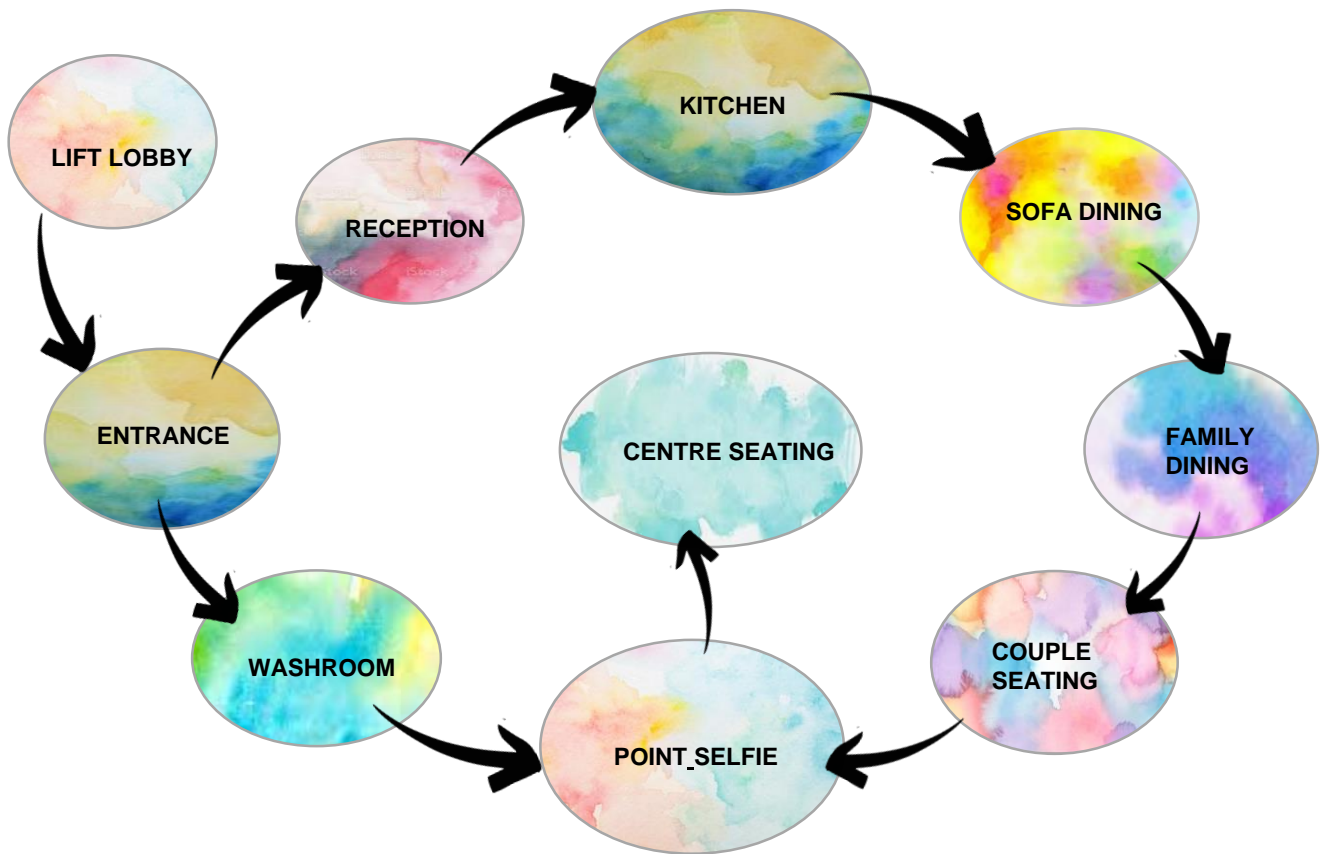
ROOFTOP CAFÉ & RESTAURANT ZONING

AREA ZONING
TOP FLOOR PLAN

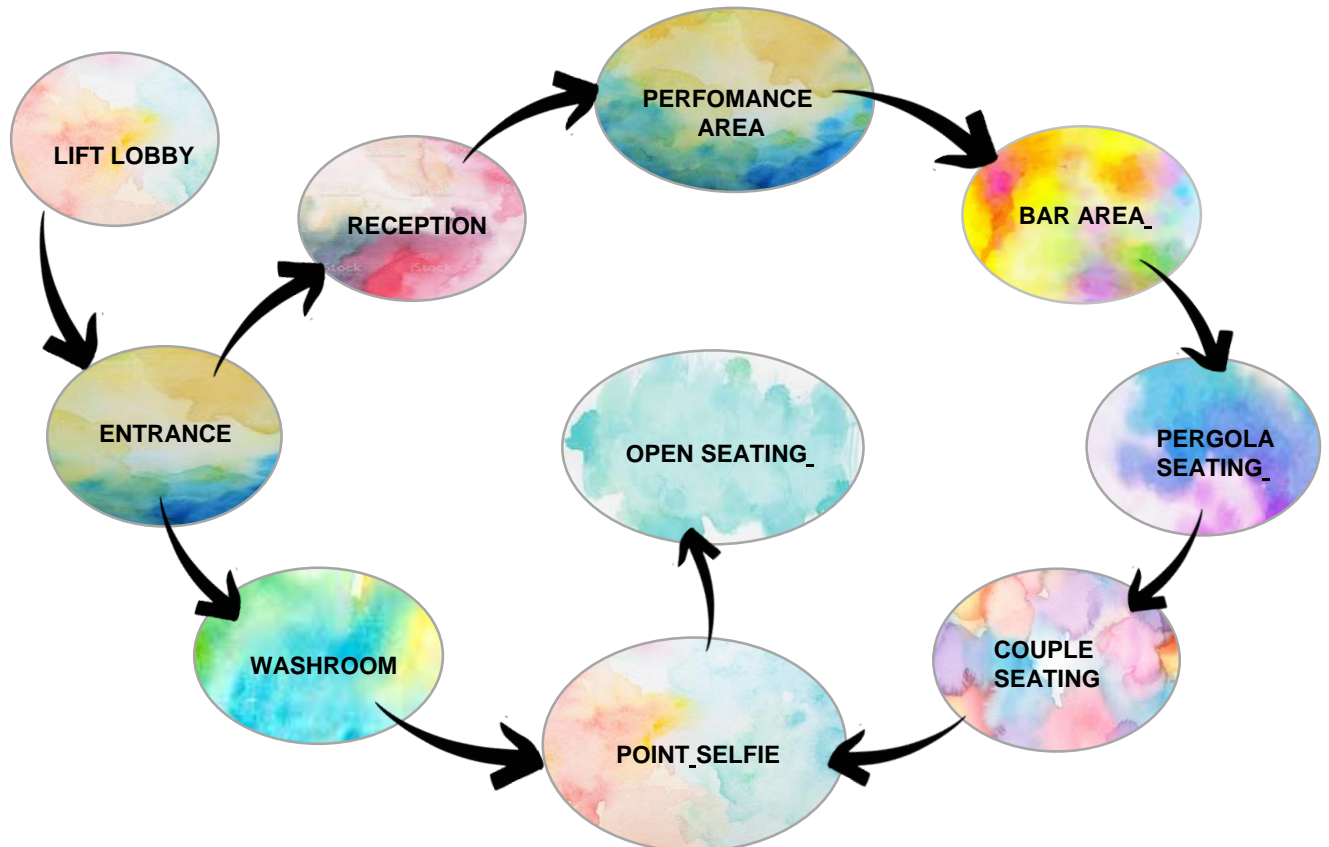


ROOFTOP CAFÉ & RESTAURANT BUBBLE DIAGRAM

BUBBLE DIAGRAM 3RD FLOOR

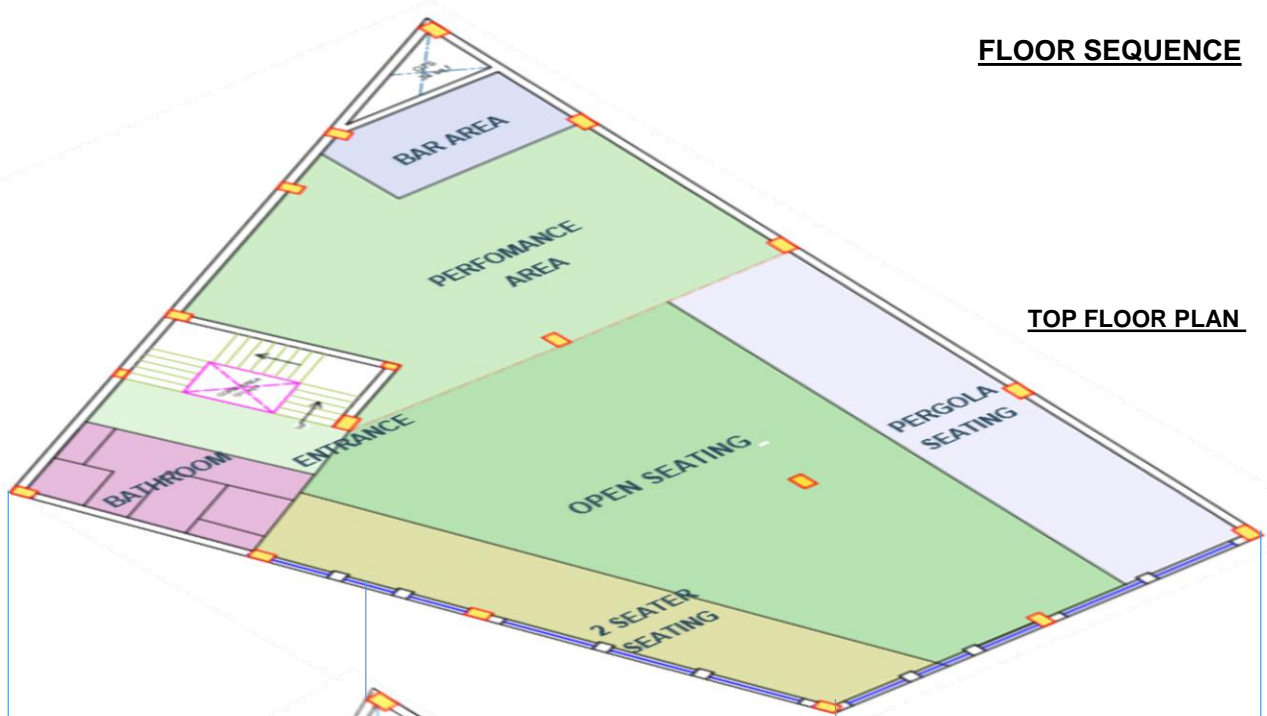


BUBBLE DIAGRAM TOP FLOOR



FLOOR SEQUENCE

TOP FLOOR PLAN



3RD FLOOR PLAN



FRAMED INTERIORS SPACE REQUIREMENTS

- ENTRANCE
- RECEPTION
- CENTRE SEATING
- FAMILY DINING
- SOFA DINING
- COUPLE SEATING
- KITCHEN
- SELFIE POINT
- PERFORMANCE AREA
- OPEN SEATING
- BAR AREA
- PERGOLA SEATING
- 2 SEATER SEATING
- WASHROOM

THEME


- DESIGN FEATURES WILL INCLUDE A NEUTRAL, EARTHY COLOR SCHEME WITH POPS OF A BOLD ACCENT COLOR USED FOR INSPIRATION VERTICALITY WILL BE EMPHASIZED BY OPENING UP
- THE ATRIUM SPACE AND ADDING GREEN WALLS.
- VARIOUS DISPLAY CORNERS AND THEIR INTERIORS DONE ON SUCH THEME WILL BE INSPIRED BY NATURE AS ITS ELEMENTS.
- THE INTERPLAY BETWEEN ROCK AND GREENERY WILL BE REPRESENTED WITH THE CONTRASTING HARD AND SOFT FINISH MATERIALS SELECTED
- EARTHTONE COLORS COME FROM NATURAL THINGS AROUND US: BROWN SOIL, GREEN LEAF, CLOUDY SKY, AS WELL AS THE RED SUN. THESE PALETTES CAN CREATE A WARM, NATURE-FRIENDLY ATMOSPHERE



CONCEPT..

FORM DEVELOPMENT

- **POTTERY** IS THE PROCESS AND THE PRODUCTS OF FORMING VESSELS AND OTHER OBJECTS WITH CLAY AND OTHER CERAMIC MATERIALS.
- SCULPTED FIGURINES OF THE SAME MATERIAL ARE CALLED "TERRACOTTA"



POPS OF BOLD
AND ACENET COLOR



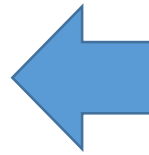
COLOR WHEEL




POTTERY WHEEL

- POTTERY WHEEL I AM USING IN DESIGN ONE ELEMENT IN FLOW USING IN FURNITURE AND TABLE AND SOFA OR WALL DESIGN AND OTHERS DESIGN
- POTTERY WHEEL I AM USING IN WHEEL FLOW AND DESIGN THE FURNITURE IN WHEEL SHAPE DESIGN
- WHEEL ROUND IN USE THE ROUND SOFA DESIGN IN WHEEL FLOW SHAPE CUT AND MAKING THE SOFA SHAPE
- SAME TABLE DESIGN ARE FULL POTTERY WHEEL SHAPE DESIGN IN USING MATERIALS ARE WOOD AND LAMINATE WITH TOP GLASS FINISHED
- CHAIR MATERIALS ARE USING IN JOOT ROPE AND MS FRAME ALSO FABRIC
- THE CHAIR FABRIC COLOR USING IN POPS OF BOLD COLOR LIKE RED AND GREEN AND GOLDEN BROWN ALSO

FORM DEVELOPMENT



CUT AND FORM DEVELOP



FORM DEVELOP



POTTERY WHEEL




WHEEL FLOW

ROOFTOP CAFÉ & RESTAURANT THEME AND CONCEPT

INTERIOR

CONCEPTUAL 3D VIEWS


RESTAURANT SPACE IS DESIGNED ON THE THEME TAKEN FROM LIVING CLIFFSS. ELEMENTS TAKEN FROM THE THEME ARE THE SHORE OF LIVING CLIFFS THESE TEXTURES USED ON WALLS. POPS OF BOLD ACENT COLOR USED ON THE SCULPTURE MADE OF LIGHT HOUSE AS THE ELEMENT OF INTERIOR DESIGN.



WHITE COLOR FLOORING
TERRACOTTA TILES

RED COLOR FLOORING
TERRACOTTA TILES

GREEN COLOR FLOORING
TERRACOTTA TILES



EXPOSED CEILING

TERRACOTTA PENDANT LIGHTS

JALI MADE IN TERRACOTTA

COUNTER TOP GREINITE FINSH

LEATHER FINSH BAR STOOL WITH MS FRAME

WOODEN FLOORING

TERRACOTTA PENDANT LIGHTS



POP CEILING WITH
POPS COLOR


PENDANT LIGHT



LEATHER FINSH SOFA SEATING



WHITE COLOR FLOORING
TERRACOTTA TILES



ROOFTOP CAFÉ & RESTAURANT THEME AND CONCEPT



MS PERGOLA WITH JUTE ROPE DESIGN

MS JALI BLACK PAINTED FINSH

PLANTER

WICKER FURNITURE

SANDSTONE USE IN PATHWAY

EXPOSED CEILING

MS FRAME PENDANT LIGHTS

TERRACOTTA BRICK WALL DESIGN

WALL HANGING PLANT

WOODEN TABLE DESIGN

CHAIRS DESIGN RED AND BROWN COLORS




MS MEMBER WITH LIGHTS HANGING DESIGN

BROWN COLOR USE IN WALL

PLANTS

LEATHER SOFA SEATING



WALL DESIGN WOODEN FRAME WITH COLOR GLASS



MATERIAL BOARD

MS MATERIALS

MS PIPE

PRICE ₹58 - ₹70 per Kg




Inch

3.500

4.500

5.500



PVC SHEET

Size: 8ft*4ft.

PRICE: 17 / Square Feet.



MS JALI 1"X 1"

LIGHTS TYPES

PRICE: STARTING AT 200.



AMBIENT LIGHT



LANDSCAPE LIGHT

MATERIAL BOARD

STAINED GLASS


PRICE 250/sq ft



PLANTER



FLOORING TYPES



PRICE ₹55 PER SQ. FEET ₹323 PER SQ. FEET



MORROCAN TILES 1'X1'

PEBBLES
PER 100KG



60 / Square Feet
WOODEN DECK



GRANITE PRICE 200
/-Square Feet



TERRAZZO TILES 2'X2'



STEPPING STONE 2'X4'



MATERIAL BOARD

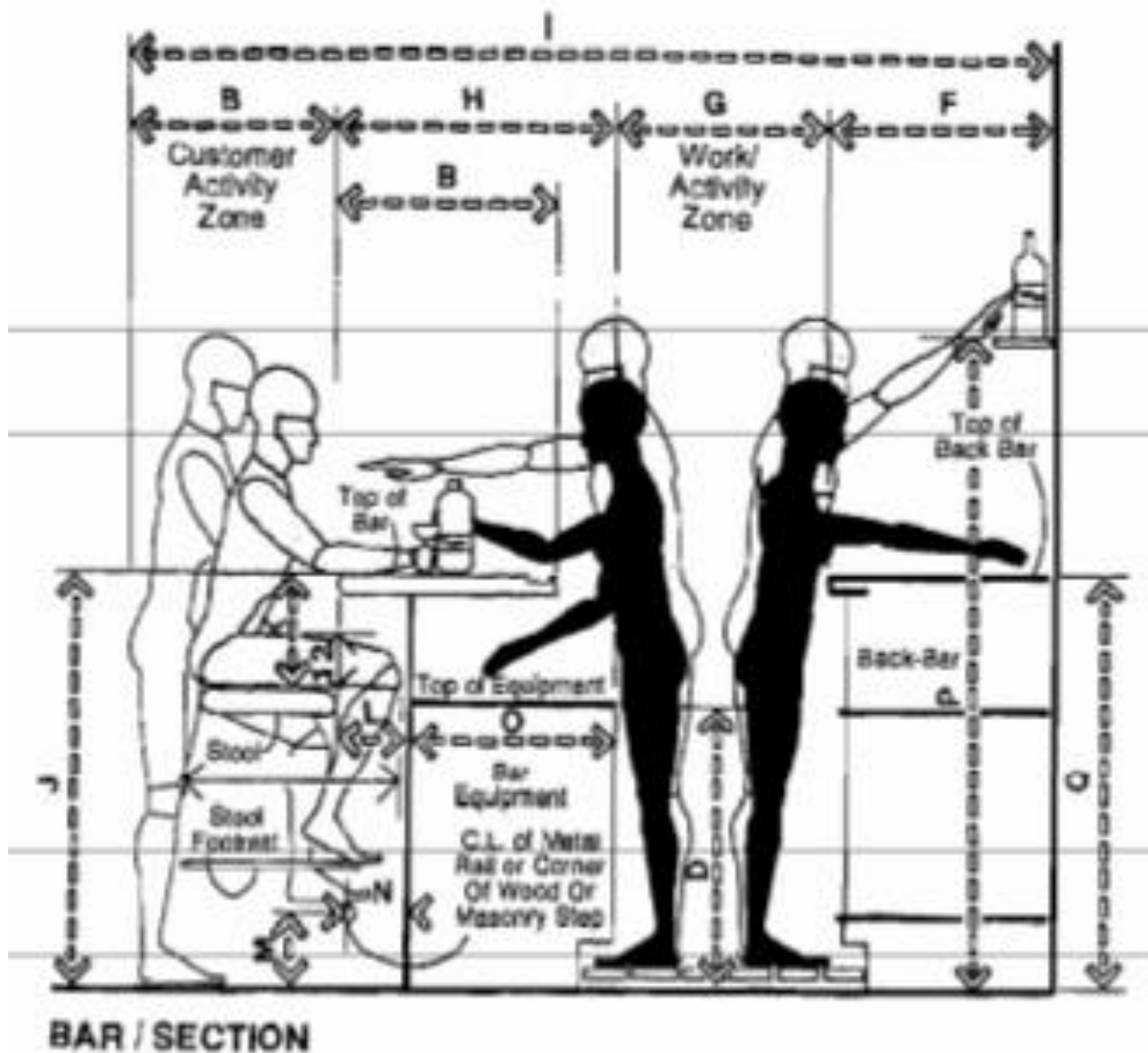
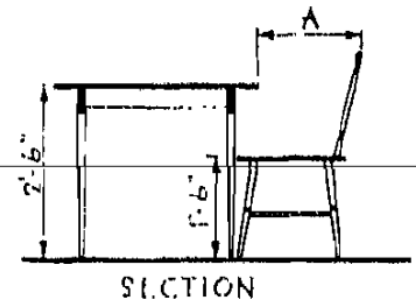
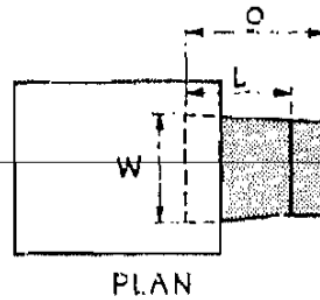
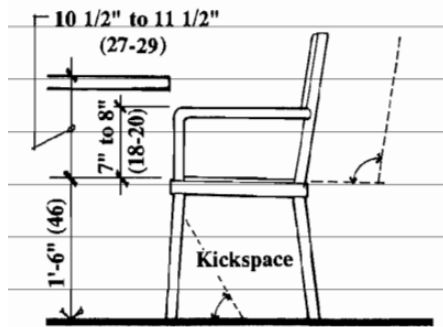
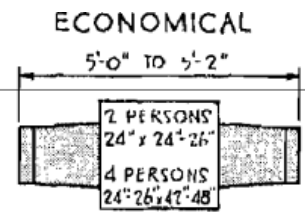
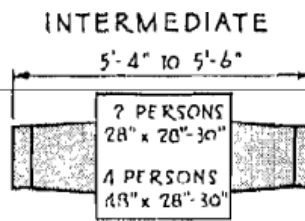
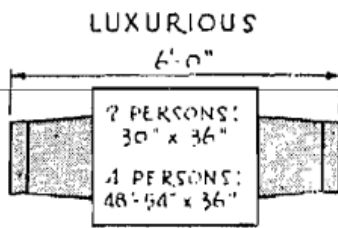
SL.NO	INTERIOR MATERIAL	THICKNESS	SIZE	TYPES	COMPANY NAME	MANUFACTURING MARKET RATES
1	CERAMIC TILES	5-10 MM , 10-15MM	300X300MM 300X900MM 300X450MM 300X600MM	GLAZED UNGLAZED PORCELAIN	KAJARIA SOMAY SIMPOLO NITCO VARMORA	MIN PRICE = 0-5MM RS 27 SQ.F 10-15MM RS 20 SQ.F 5-10MM RS 50 BOX 5-10MM RS 20SQ.F
2	ACRYLIC SHEETS	1.0, 2.0, 3.0, 4.0, 5.0, 6.0, TO 12.0	4'X8' 4'X6' 4X'3'	ACRYLIC TRANSPARE NT SHEET. ACRYLIC MIRROR SHEET. CAST ACRYLIC SHEET. EXTRUDED ACRYLIC SHEETS. MARBLE ACRYLIC SHEET ACRYLIC OFFCUT.	PLEXIGLAS LUCITE ACRYLITE PRESPEX	MIN PRICE =RS 600 SHEET MAX PRICE=RS 1200 SHEET MIN PRICE =RS 35 SQ.F MAX PRICE=RS 200 SQ.F MIN PRICE =RS 1500 PIECE
3	ASAIN PAINTS	-	-	ROYAL ASPIRA. ROYAL ATMOS. ROYAL LUXURY EMULSION. ROYAL SHYNE.ROY AL MATT. ROYAL LUSTURE	-	RS 395.00 1L RS 355.00 1L
4	FIBER BOARD	25MM	8X4 FEET	-	BISON BOARD ACTION TESA MDF BOARD. GREENPLY MDF BOARD. ACTION TESA PARTICLE BOARD	RS 24 SQ.F
5	GYPSUM BOARD	12.5MM	4X6 FEET	-	GYPROC GREENPLY ARMSTRONG	RS 50 SQ.F
6	PLYBOARDS	3 MM TO 25MM	8X4 FEET 8X6 FEET 9X3 FEET 9X6 FEET	SOFT HARD TROPICAL	CENTURYPLY GREENPLY	MIN PRICE =RS 20 SQ.F MAX PRICE=RS 350 SQ.F
7	CEIING MOUNTED DOWN LIGHTS		3W 60X54MM 5W 90X54 10W 108X75 15W 108X75 20W 140X87 25W 158X125 30W 158X125		PANASONIC PHILIPS RR HAVELS ORIENT	MIN PRICE = 300 PIECE MAX PRICE = 2000 PIECE
8	LED LIGHTS (31308 LED STRIP) 28 W	2MM	5 METRE 15 METRE 20 METRE 40 METRE 60 METRE	WATERPOO F	PANASONIC PHILIPS RR HAVELS ORIENT	MIN PRICE =RS 150 METRE MAX PRICE=RS 350 METRE

THESIS BY: FAIZ AHMAD

4TH YEAR B.I.D 1180107009 B.B.D.U

GUIDED BY: AR.SAURABH SAXENA

2 SEATAR SEATING



DINING TABLE AND CHAIR

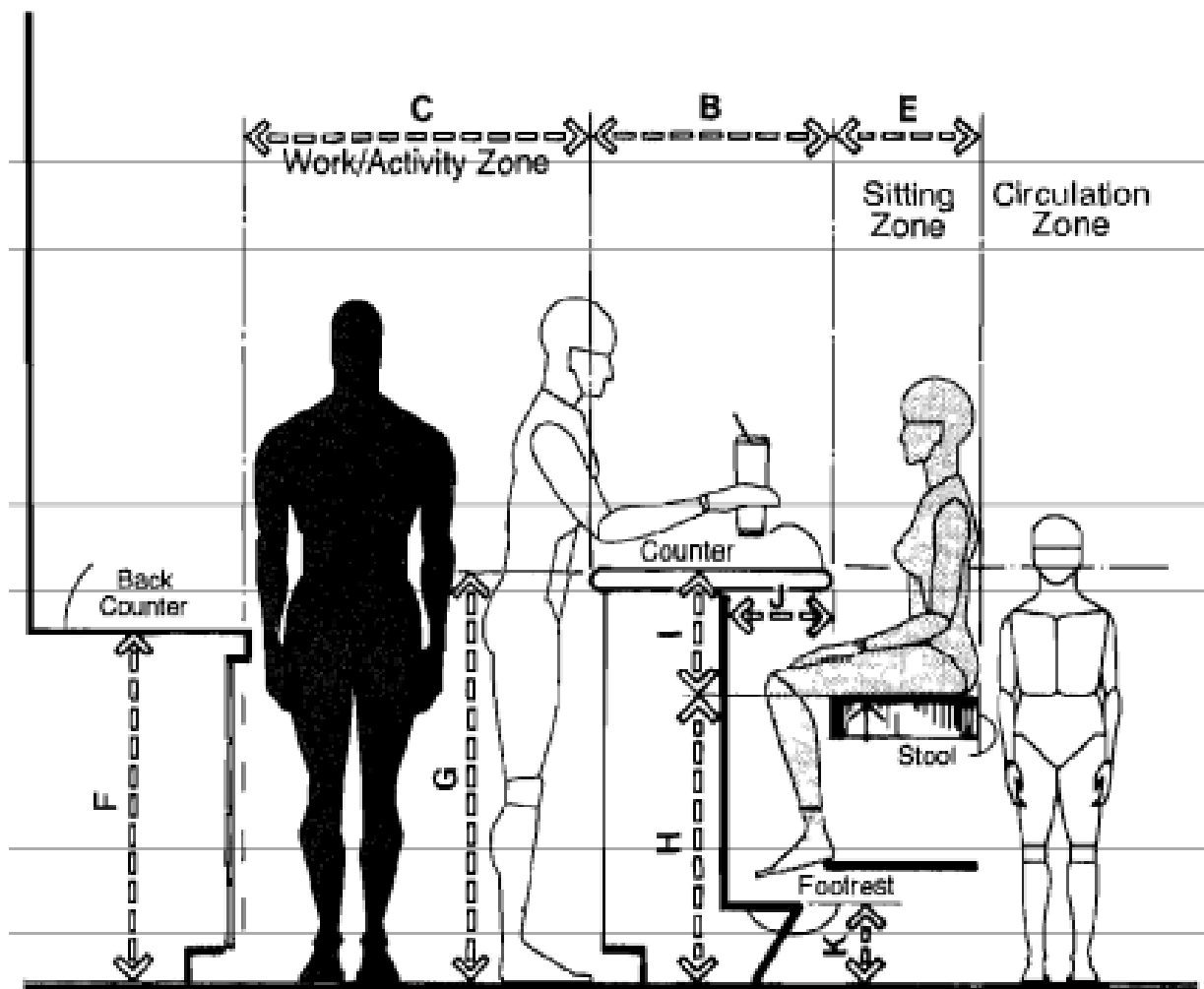
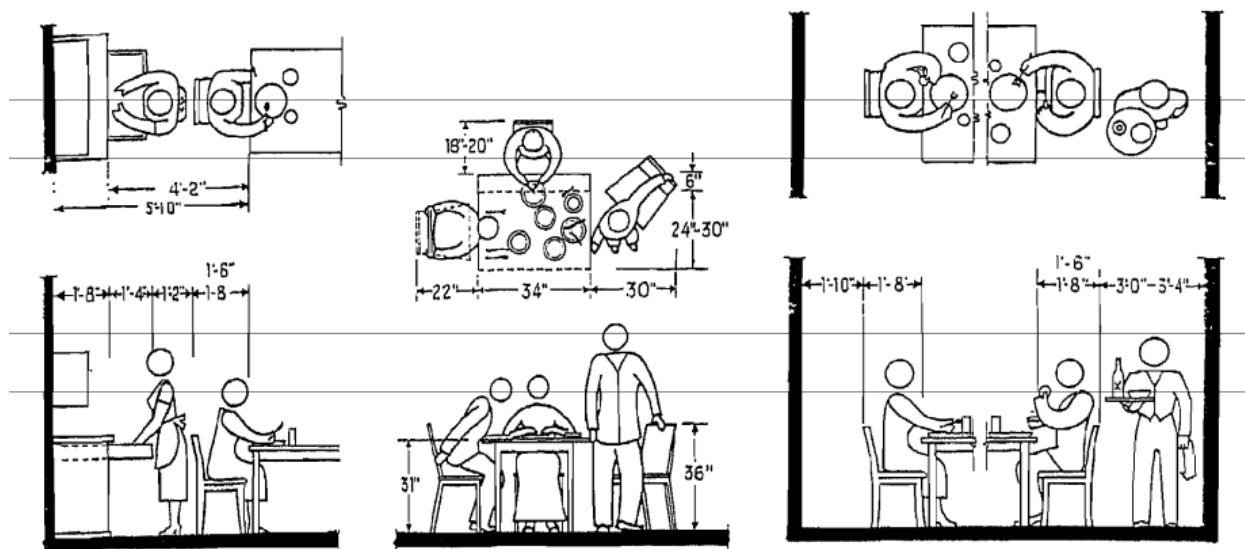


Fig. 32 Lunch counter.

THREE SEATER DINING

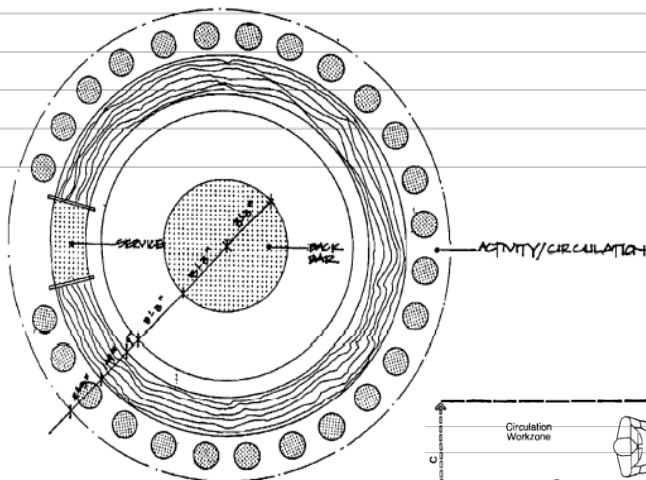
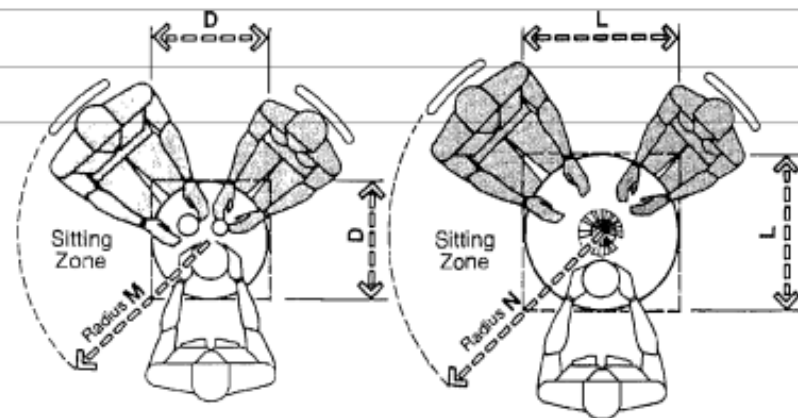
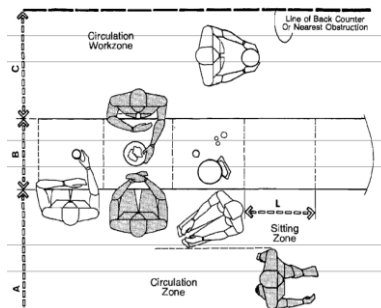


Fig. 16 Circular freestanding: 22 ft x 22 ft, 334 ft², seats 26.



BAR COUNTER STANDARDS

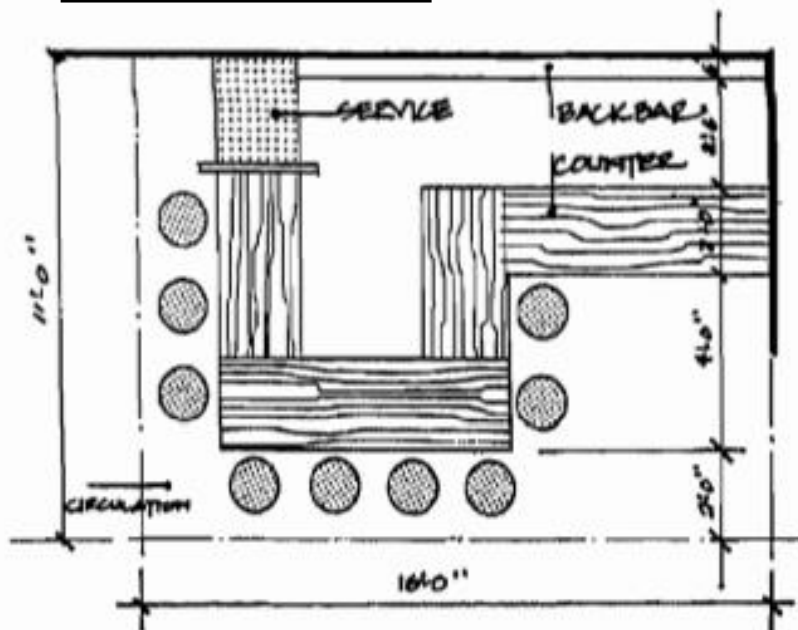
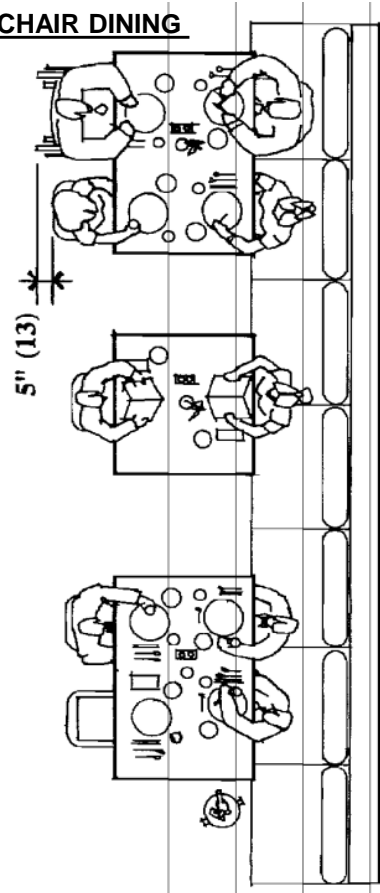
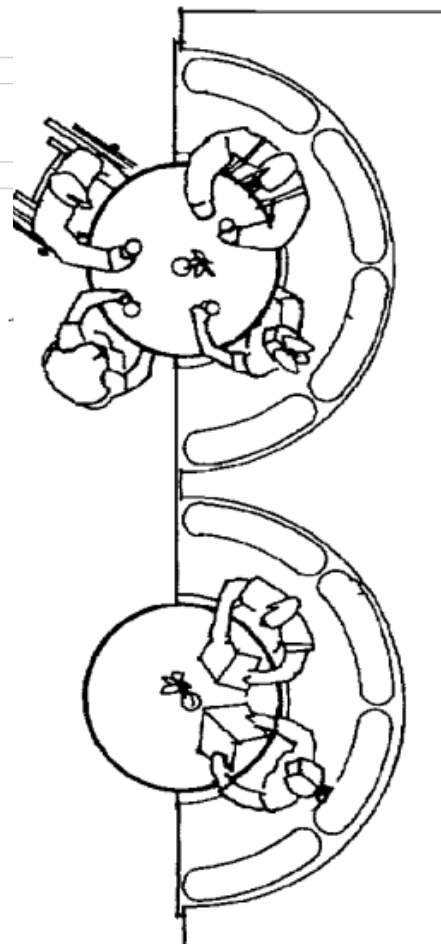


Fig. 4 U shape: 16 ft x 11 ft, 176 ft², seats 9.

WALL SOFA AND CHAIR DINING

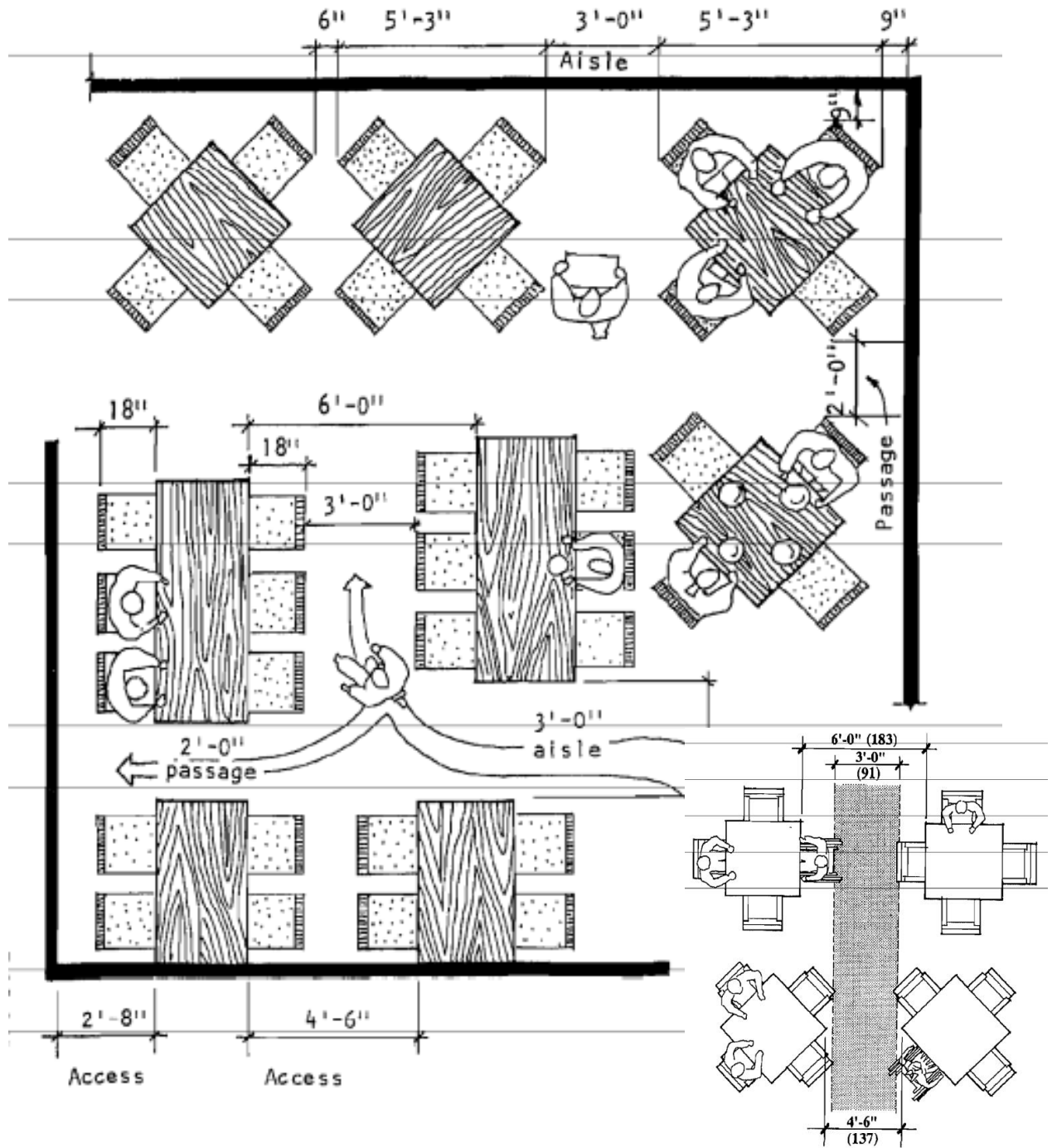


ROUND SOFA STANDARDS



FURNITURE STANDARDS

4 SEATER TABLE AND CHAIR STANDARDS



HANDICAP TABLE AND CHAIR STANDARDS

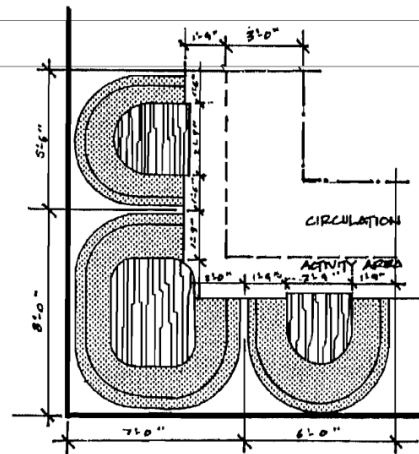
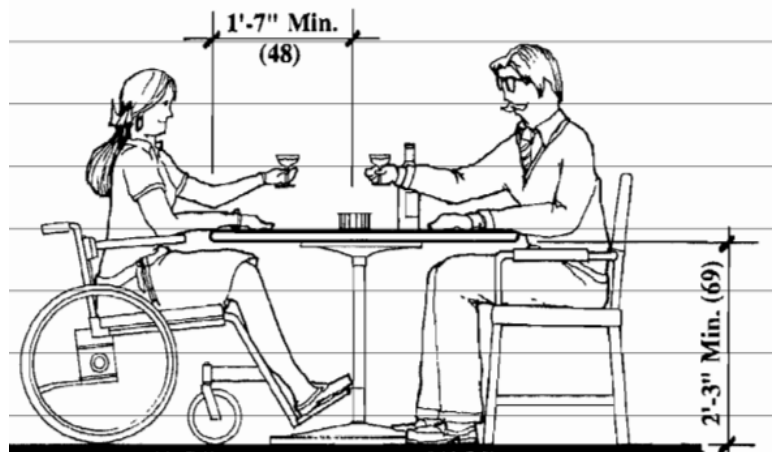


Fig. 19 13 ft x 13 ft, 169 ft², seats 16.



CHAPTER-6


DEVELOPMENT OF

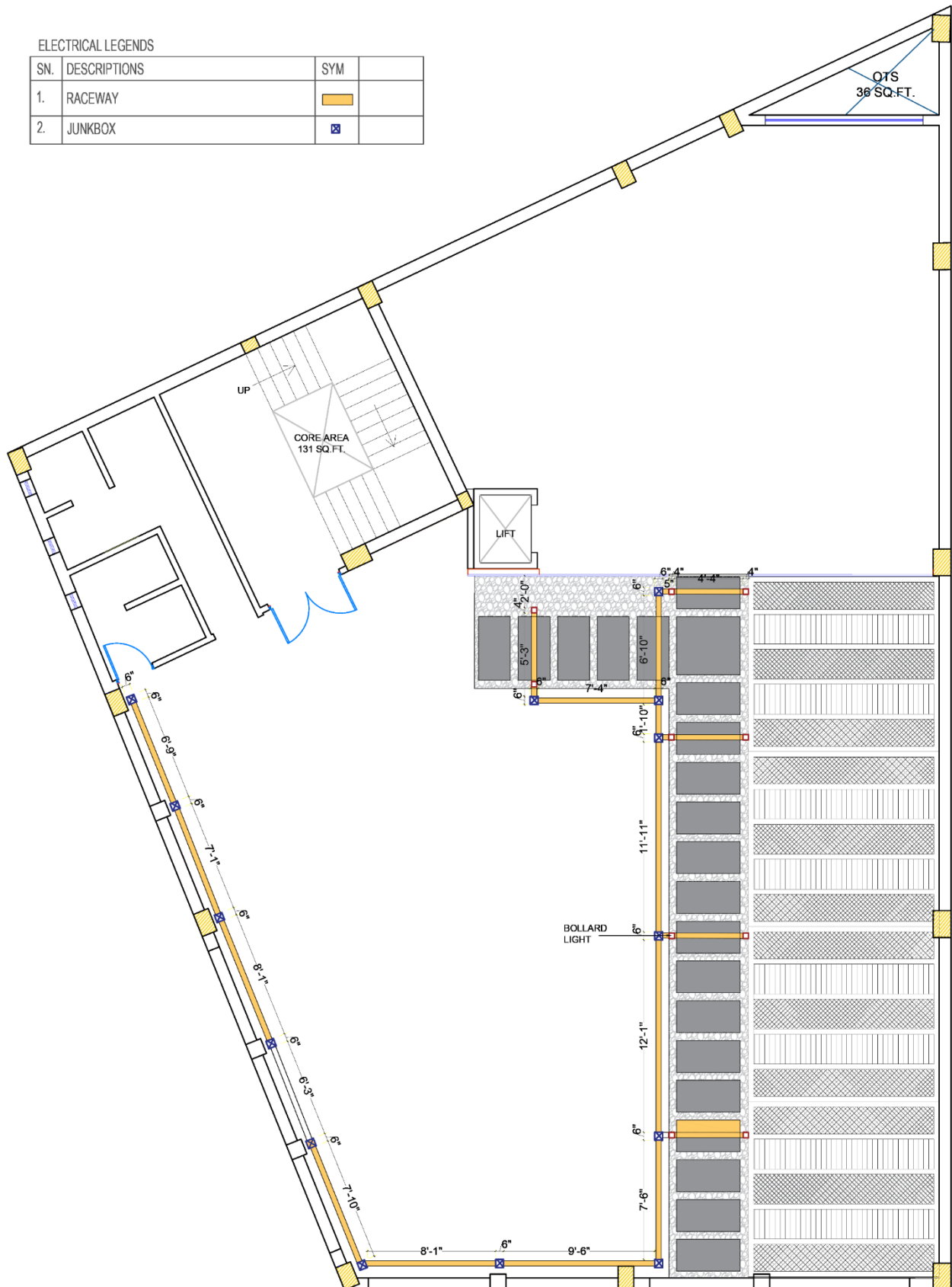
DRAWINGS

FLOOR RACEWAY LAYUOT

TOP FLOOR RACEWAY LAYUOT

ELECTRICAL LEGENDS

SN.	DESCRIPTIONS	SYM	
1.	RACEWAY		
2.	JUNKBOX		



CHAPTER-7

INTERIOR ELECTIVE

3rd FLOOR INTERIOR VEIW


RECEPTION AREA



ROUND SOFA AREA DESIGN



CENTER SEATING AREA DESIGN



FAMILY DINING AREA DESIGN



ROOFTOP CAFÉ & RESTAURANT 3D VEIW

TOP FLOOR INTERIOR VEIW

PERGOLA SEATING AREA DESIGN



UMBRELLA AREA DESIGN



CENTER SEATING AREA DESIGN



BAR AND DANCE PERFORMANCE AREA DESIGN

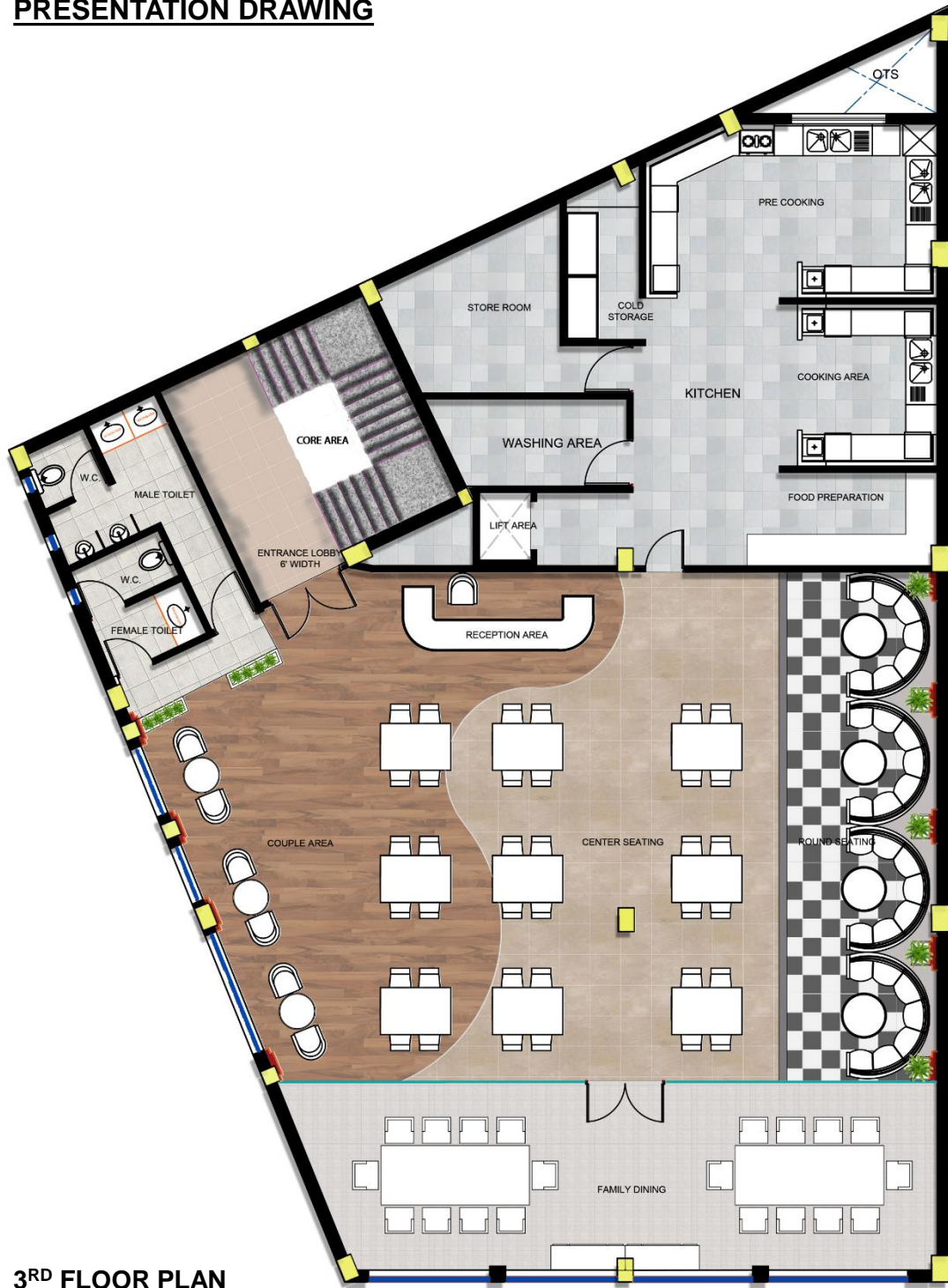


THANK YOU

FAIZ AHMAD

faijumalik@bbdu.ac.in

PRESENTATION DRAWING



FURNITURE LAYOUT

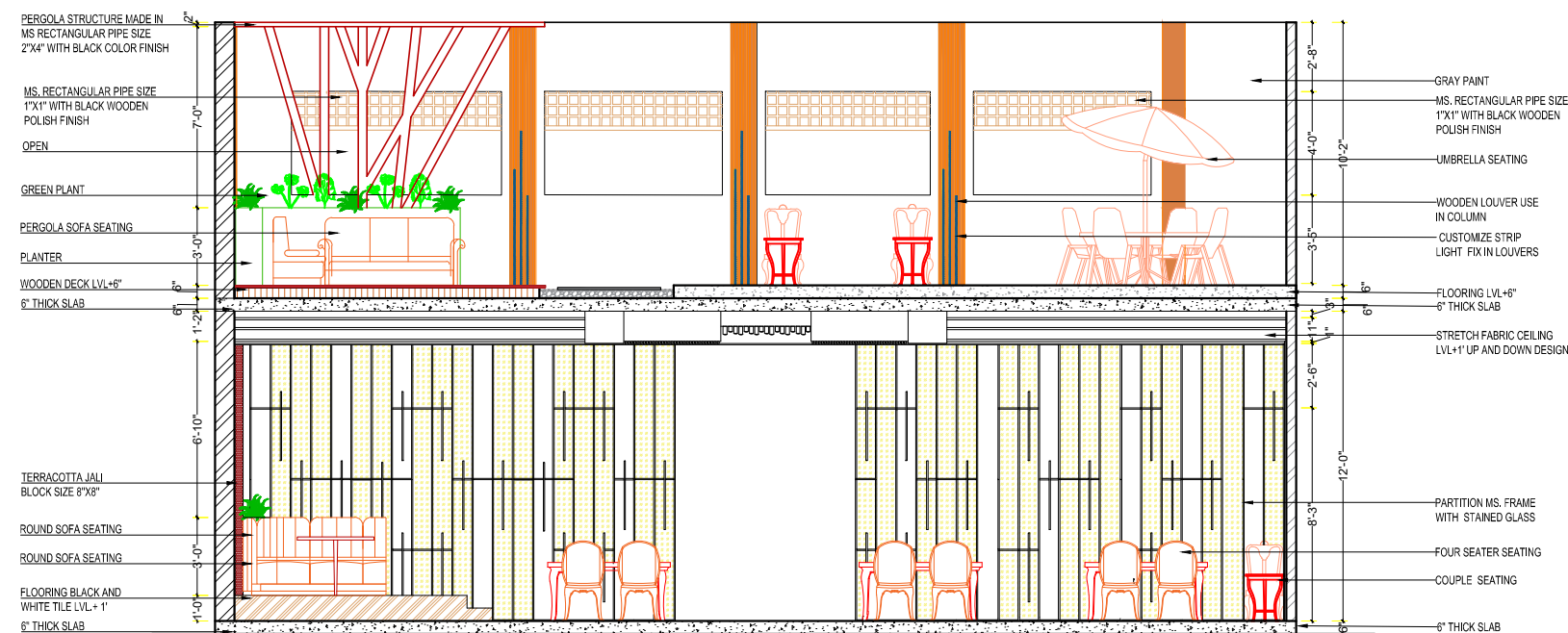


3rd FLOOR PLAN

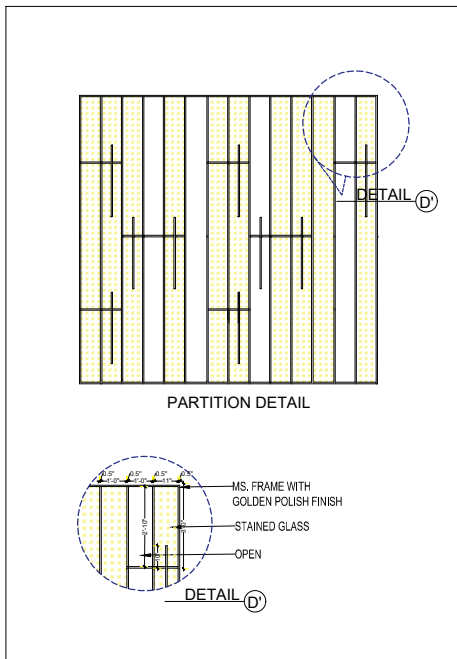


TERRACE PLAN

SECTINAL ELEVATION AND DETAILS

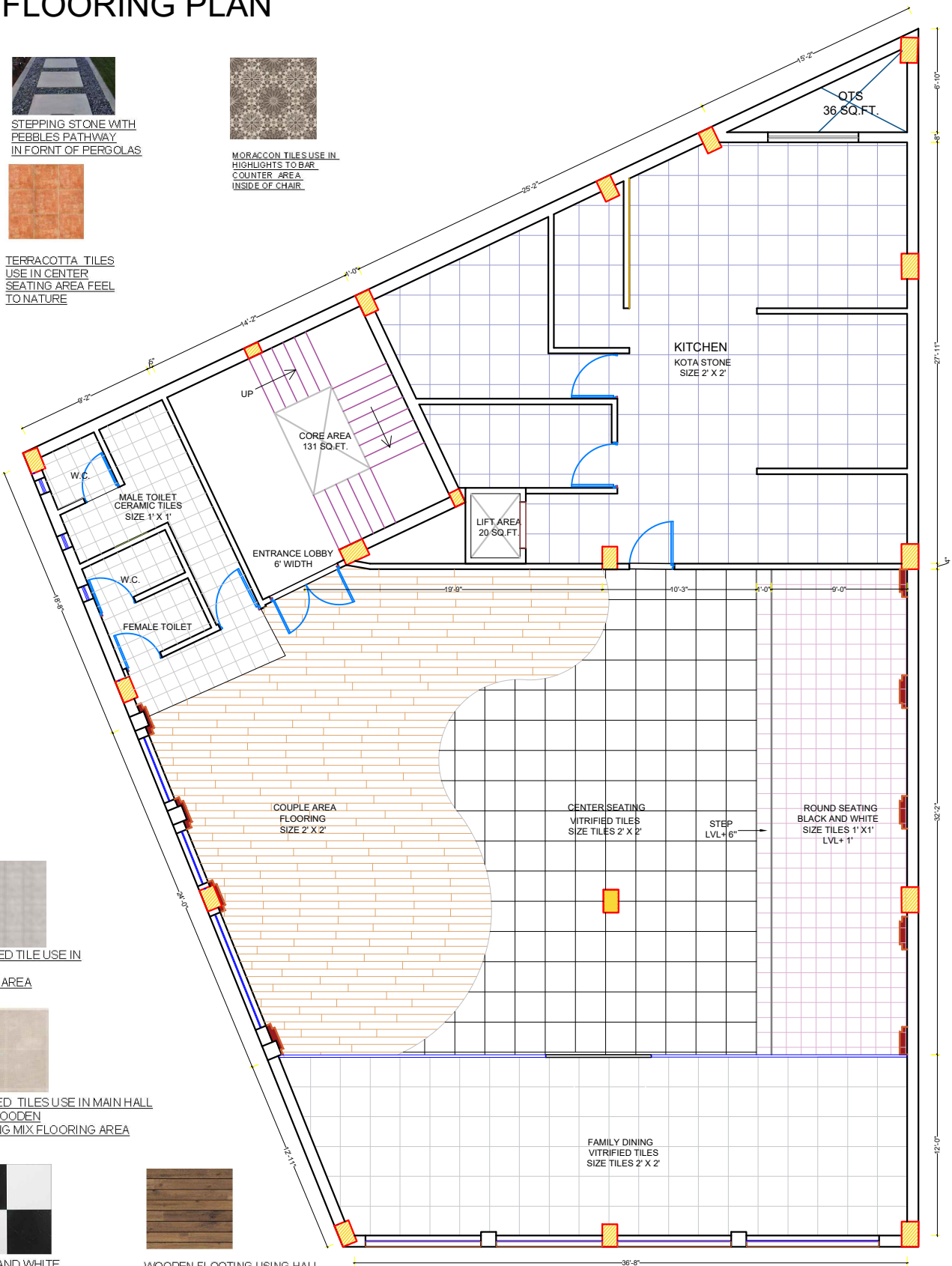
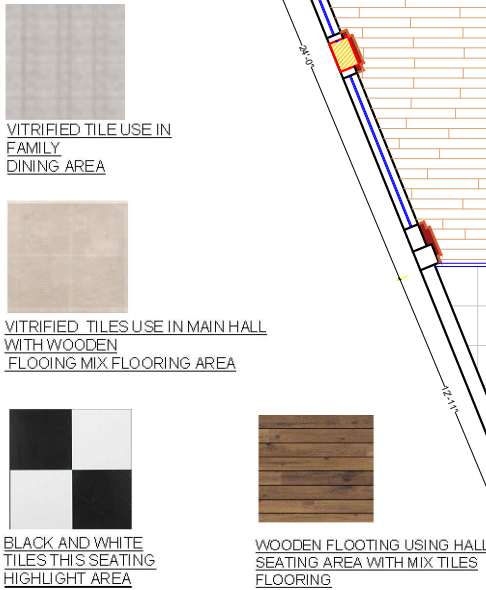


SECTINAL ELEVATION (A)

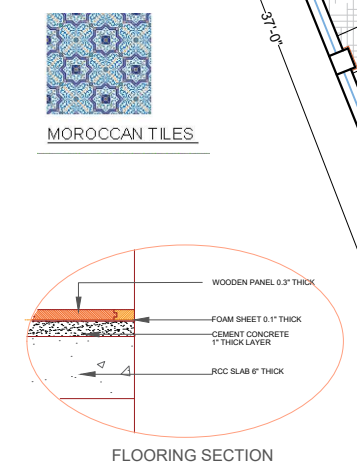
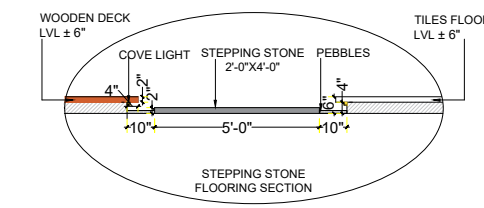
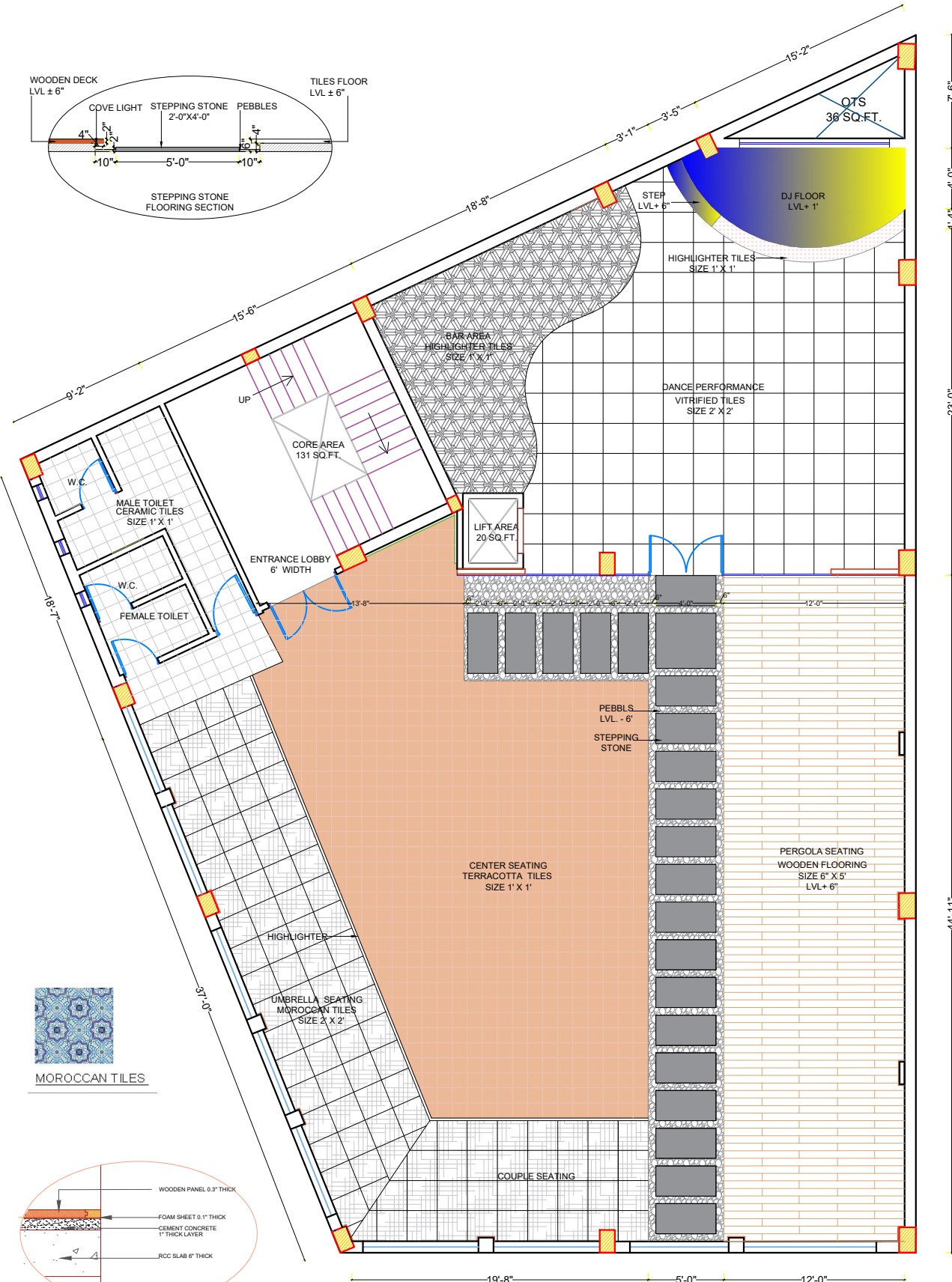


SECTINAL ELEVATION (B)

FLOORING PLAN

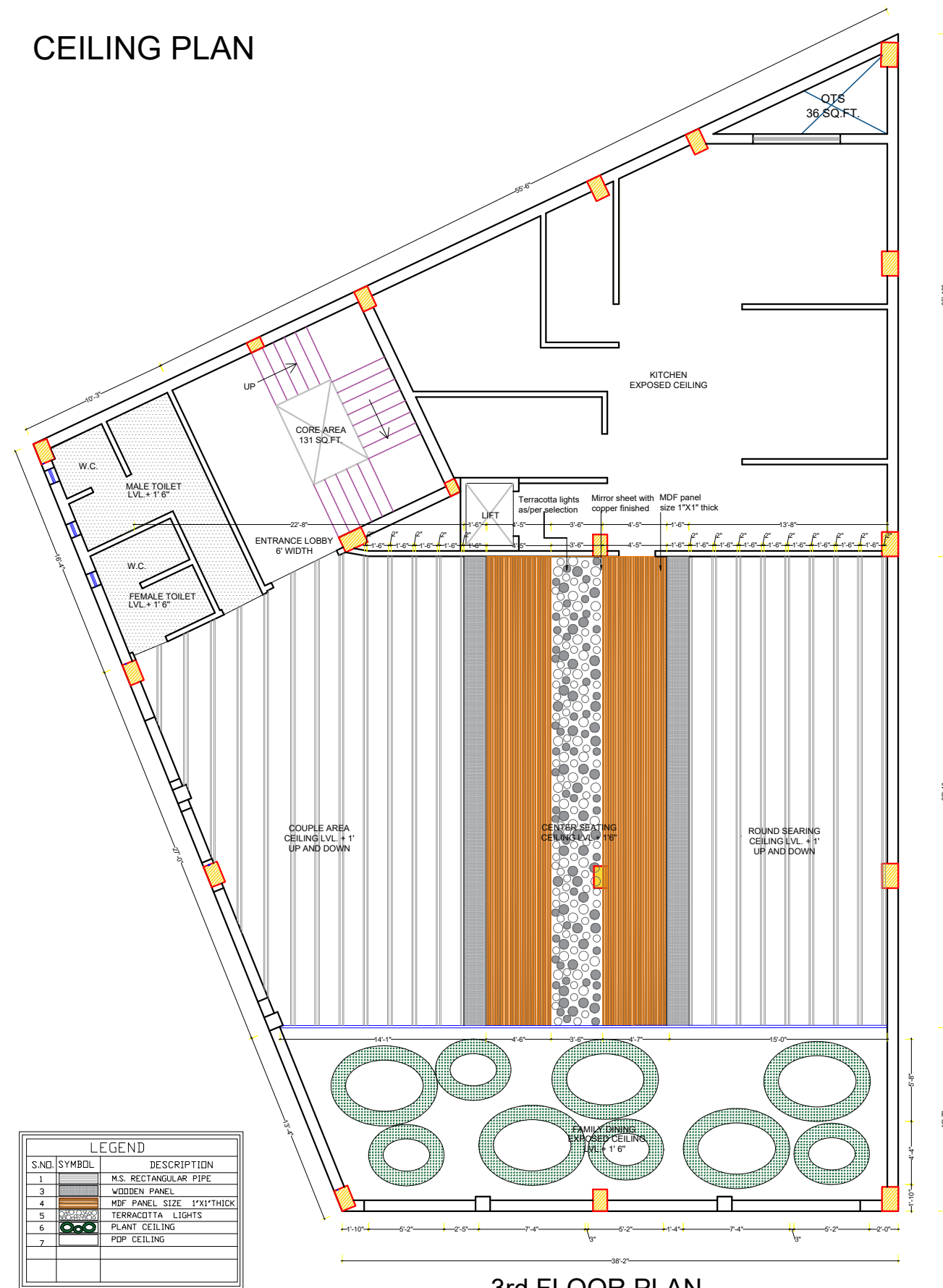


3rd FLOOR FLOORING PLAN

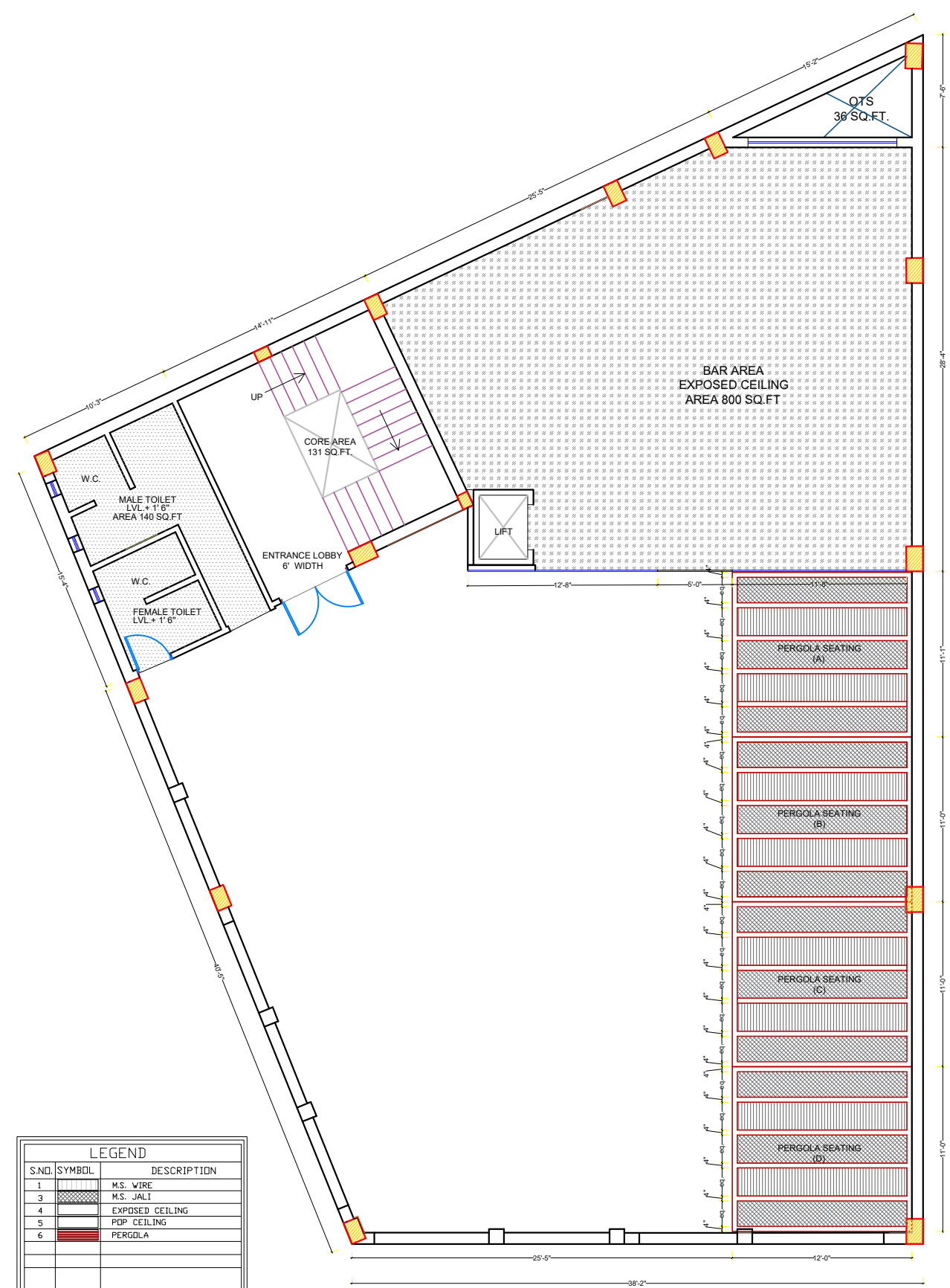


TERRACE FLOORING PLAN

CEILING PLAN

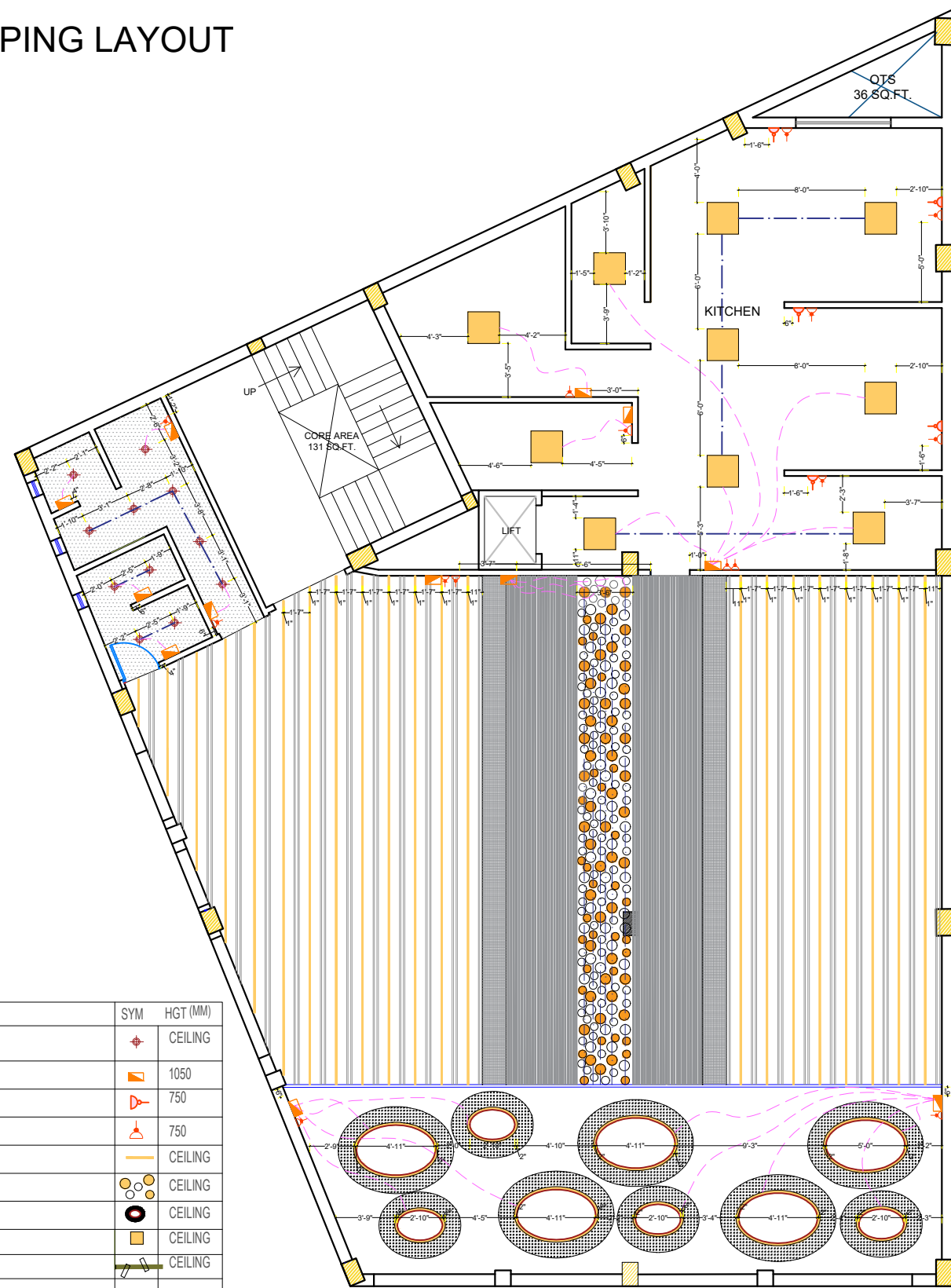


3rd FLOOR PLAN



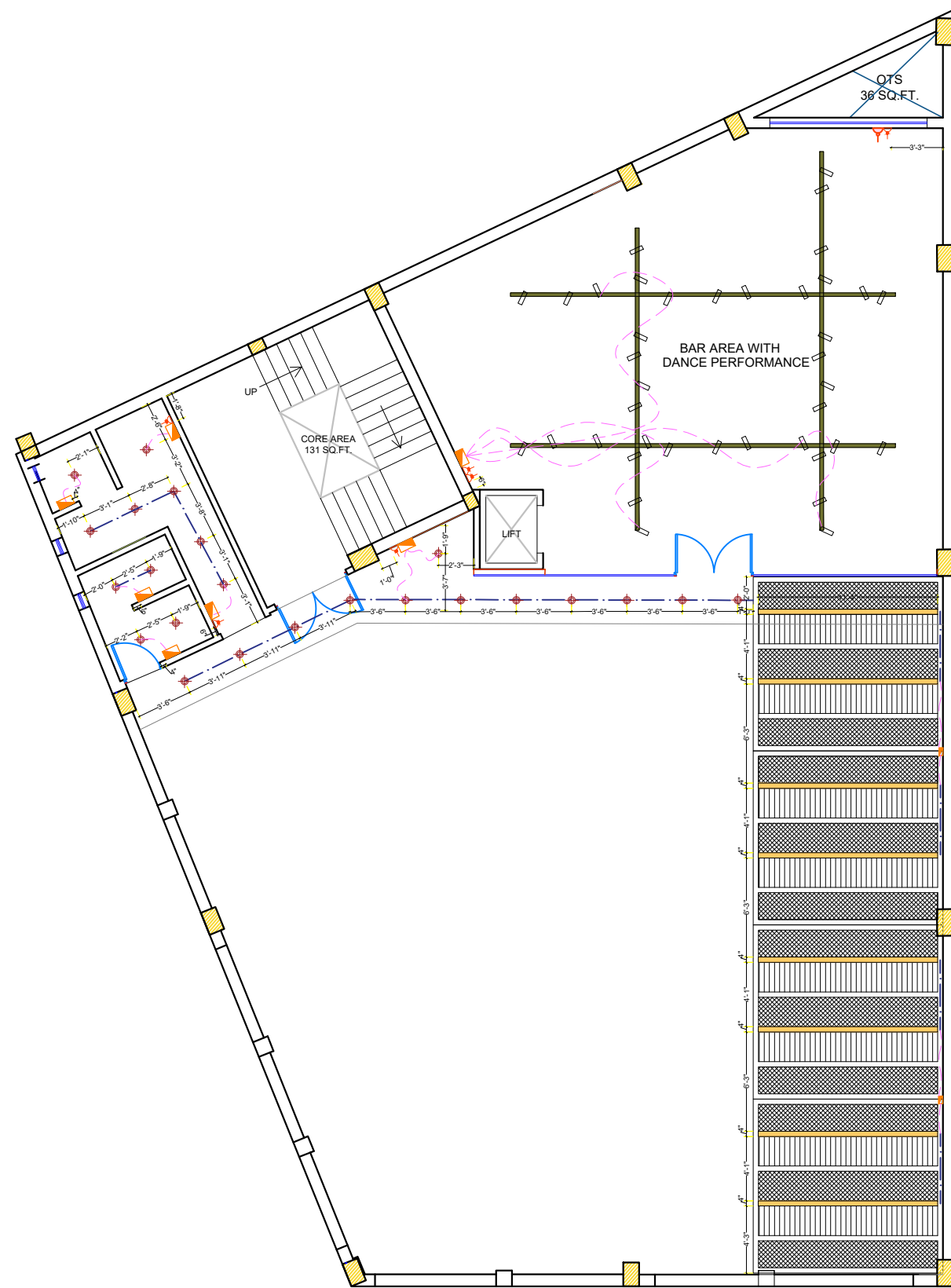
TERRACE CEILING PLAN

LOOPING LAYOUT



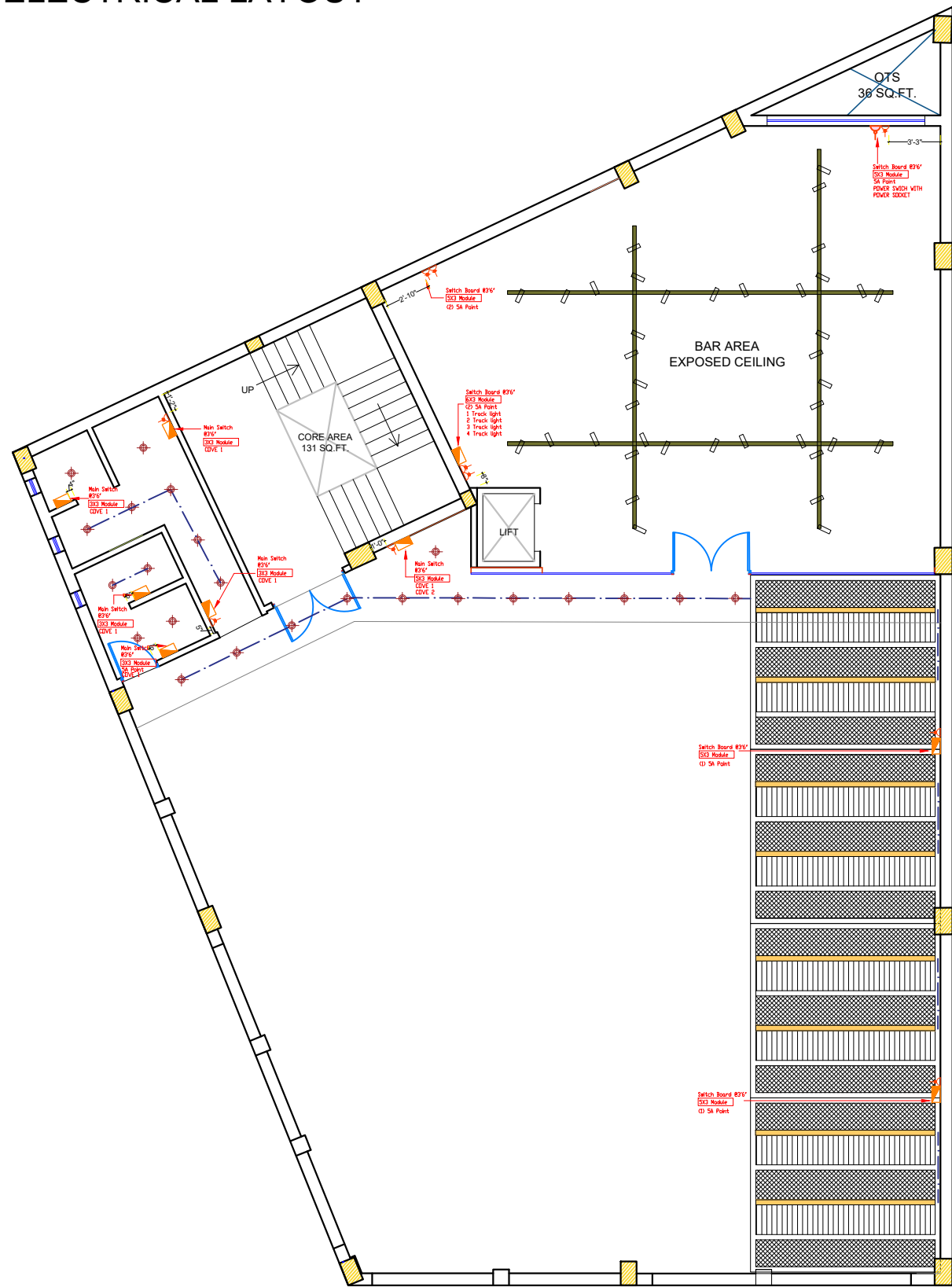
3rd FLOOR LOOPING LAYOUT

ELECTRICAL LEGENDS			
SN.	DESCRIPTIONS	SYM	HGT (MM)
1.	CEILING LIGHT (1X18W)		CEILING
2.	SWITCH BOARD		1050
3.	5A SOCKET WITH SWITCH		750
4.	5A SOCKET POINT		750
5.	STRIP LIGHT		CEILING
6.	TERRACOTTA LIGHTS		CEILING
7.	NEON STRIP LIGHT		CEILING
8.	SUSPENDED LIGHT		CEILING
9.	TRACK LIGHT		CEILING
10.			

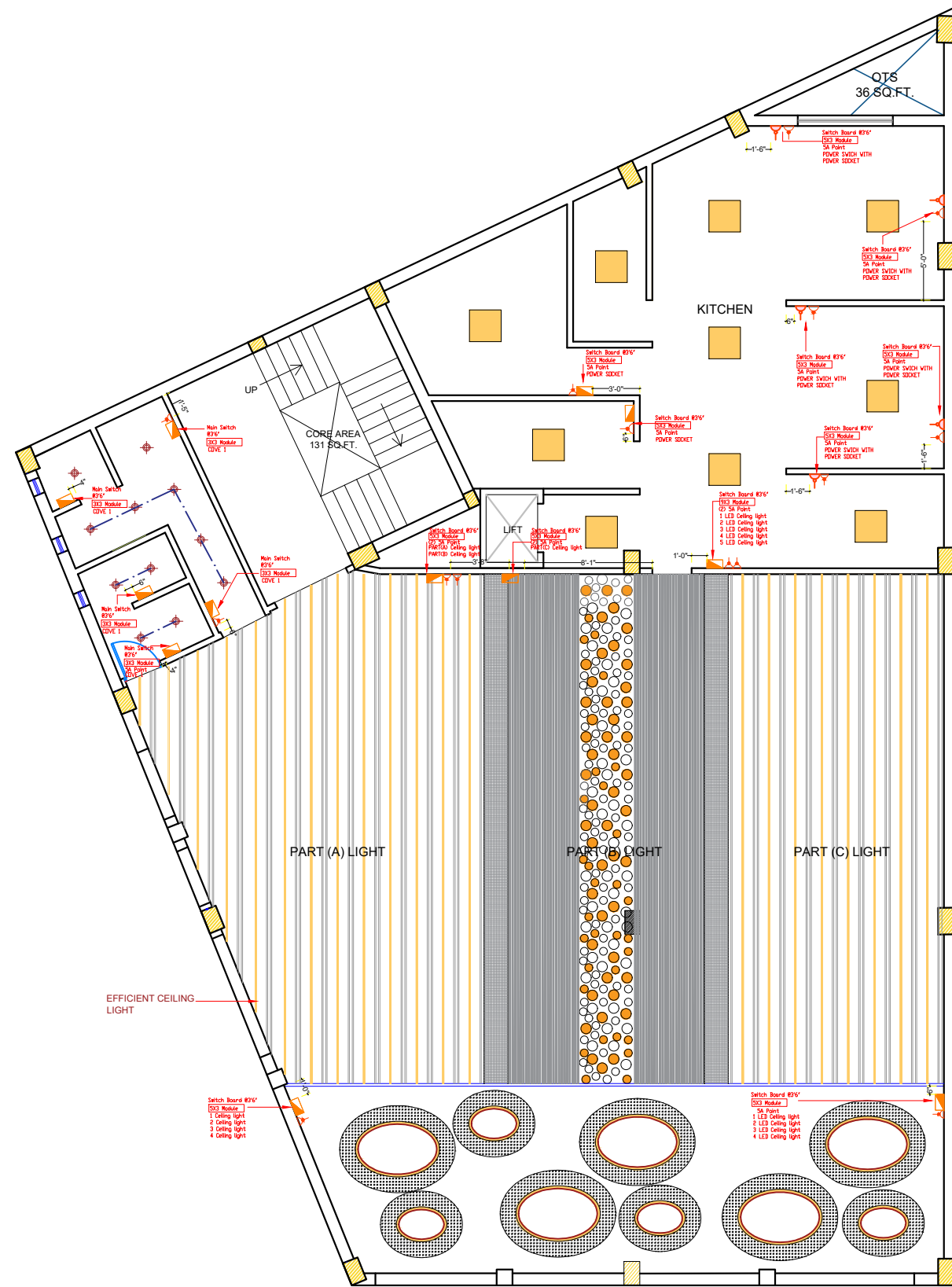


TERRACE LOOPING LAYOUT

ELECTRICAL LAYOUT



TERRACE LOOPING LAYOUT



3rd FLOOR ELECTRICAL LAYOUT