

PUBLIC LIBRARY , KANPUR

BACHELOR OF INTERIOR DESIGN
in
Field of specialization (INTERIOR DESIGN)



THESIS REPORT ON

PUBLIC LIBRARY
KANPUR, UTTAR PRADESH

SUBMITTED BY

RITIKA MAURYA
BID, Final Year (2021-22)
Roll No.- 1180107024

UNDER THE GUIDANCE OF

AR. ANSHU RASTOGI
AR. ABHINAV KHARE

BABU BANARSI DAS
UNIVERSITY
SCHOOL OF ARCHITECTURE

CERTIFICATE

I here by recommend that the thesis entitled “INTERIOR OF PUBLIC LIBRARY KANPUR , UTTAR PRADESH”, prepared by MS. RITIKA MAURYA

Roll no. **1180107024** under my supervision , is the Bonafide work of the student and can be accepted as a partial fulfilment for the award of Bachelors Degree in **INTERIOR DESIGN** School of architecture BBDU , Lucknow .

.....
PROF. MOHIT KUMAR
AGARWAL
DEAN
SCHOOL OF ARCHUITECTURE

.....
PROF. SABGEETA SHARMA
HEAD IF DEPARTMENT
SCHOOL OF ARCHITECTURE

THESIS GUIDE

AR. ANSHU RASTOGI
AR. ABHINAV KHARE

THESIS COORDINATOR

AR. SAIURABH SAXENA
AR. ABHINAV KHARE

JURY MEMBERS

.....

.....

.....

.....

CERTIFICATE OF THESIS SUBMISSION FOR EVALUATION

1. Name : RITIKA MAURYA

2. Roll No. : 1180107024

3. Thesis Title : PUBLIC LIBRARY

4. Degree for which the thesis is submitted: BACHELOR OF INTERIOR DESIGN

5. Faculty of university to which the thesis is submitted: Yes/ No

6. Thesis preparation guide was referred to for preparing the thesis. Yes/ No

7. Specification regarding thesis format have been closely followed. Yes/ No

8. The content of the thesis have been organized based on the guidelines. Yes/ No

9. The thesis have been prepared without resorting to plagiarism. Yes/ No

10. All the sources used have been cited appropriately. Yes/ No

11. The thesis has not been submitted elsewhere for a degree. Yes/ No

12. Submitted three hard bound copies plus one CD
No Yes/

.....

Signature of the supervisor

Name :

.....

Signature of the candidate

Name : Ritika Maurya

Roll No.: 1180107024

ACKNOWLEDGEMENT

I acknowledge my sincere thanks to my guide AR. ANSHU RASTOGI , AR.ABHINAV KHARE who guided me through active participation in discussions and gave her/his kind attention throughout the process.

My sincere thanks to our Thesis coordinator AR. SAURABH SAXENA for his cooperation and understanding at every stage of the study, which gave my study a new direction and made it more meaningful.

I am thankful to our Dean, Prof,, for his cooperation and unvaluable support.

I am also thankful to the persons concerned to my studies for their cooperation and devoting their valuable time for discussing with me.

Above all, thanks to my friends for their sincere help throughout, without which this report would not have been in its present shape. Last but not the least; I thank my parents for their forever support and blessings.

RITIKA MAURYA

TABLE OF CONTENT

S.NO.	TITLE	PAGE NO.
1.	INTRODUCTION	7-8
2.	SYNOPSIS	9-12
	2.1 HISTORY AND BACKGROUND	
	2.2 INTERIOR FEATURE	
	2.3 NEED OF THIS TOPIC	
	2.4 ABOUT MY DESIGN & CONCEPT	
	2.5 SCOPE & LIMITATION	
	2.6 AIM	
	2.7 OBJECTIVE	
	2.8 METHODOLOGY	
3.	SITE ANALYSIS	13-19
	3.1 INTRODUCTION	
	3.2 LOCATION	
	3.3 SITE PLAN	
	3.4 AREA ANALYSIS	
	3.5 SWOT ANALYSIS	
	3.6 CLIMATE	
4.	LITERATURE STUDY	20-29
5.	CASE STUDY	30-40
	5.1 COMPARATIVE ANALYSIS	
6.	CONCEPT	41-49
7.	STANDARD'S	50-51
8.	DRAWINGS DEVELOPMENT	52-54
	DRAWING AND 3D	
	MOOD AND MATERIAL	
	SPECIFICATION	
	DETAILS	

7.	BIBLIOGRAPHY	60
8.	DRAWINGS	61-73
	8.1 FURNITURE LAYOUT PLAN	
	8.2 WORKING DRAWING PLAN	
	8.3 ELEVATIONS	
	8.4 SECTIONS	
	8.5 REFLECTED CEILING PLAN	
	8.6 ELECTRICAL LAYOUT PLAN	
	8.7 LOOPING PLAN	
	8.8 FLOORING RENDER PLAN	
9.	ELECTIVE	74-75
	9.1 CEILING SECTION DETAILS	
	9.2 FURNITURE DETAILS	

INTRODUCTION



PUBLIC LIBRARY

- ❑ A library is a curated collection of sources of information and similar resources, selected by experts and made accessible to a defined community for reference or borrowing. It provides physical or digital access to material, and may be a physical location or a virtual space, or both.
- ❑ A library's collection can include books, periodicals, newspapers, manuscripts, films, maps, prints, documents, microform, CDs, cassettes, videotapes, DVDs, Blu-ray discs, e-books, audio books, databases, and other formats. Libraries range widely in size up to millions of items.
- ❑ It is organized for services, for use and maintained by a public body, an institution, or a private individual. In the more traditional sense, a library is a collection of books. It can mean the collection.
- ❑ The building or room that houses such a collection or both. The term library has itself acquired a secondary meaning: a collection of useful material for common use. This sense is used in fields such as computer science, mathematics, statistics, electronics and biology.

FUNCTIONS OF PUBLIC LIBRARY

- ❑ Libraries are fulfilling the reading requirements of each and every citizen to the fullest extent without making any discrimination on the basis of membership and thus it is considered as people's university.
- ❑ It focuses on providing knowledge on all matters including academic and non-academic. Now-a-days public libraries are functioning as mobile channels in providing knowledge to the people of rural and urban areas.
- ❑ Public libraries are constantly serving community functions and are performing various important roles in educational, economic, political, social and cultural development of the country.
- ❑ Information, as the most important instrument that leads to explosive growth of knowledge and the direct relation of information to developments in all walks of human life have elevated the role of public libraries in our society.
 - Centre for cultures
 - Centre for information
 - Centre for education

SYNOPSIS



HISTORY AND BACKGROUND

- ❑ There were many libraries established throughout Europe , but the oldest library in America started with a 400-book donation to a new university in Massachusetts by a man named John Harvard .
- ❑ The first public library in the United States opened in New Hampshire in 1833. In the late 1800's and early 1900's, wealthy businessman Andrew Carnegie built and equipped over 3,000 public libraries in the United States.
- ❑ The history of libraries began with the first efforts to organize collections of documents.
- ❑ Topics of interest include accessibility of the collection, acquisition of materials, arrangement and finding tools, the book trade, the influence of the physical properties of the different writing materials, language distribution, role in education, rates of literacy, budgets, staffing, libraries for specially targeted audiences, architectural merit, patterns of usage, and the role of libraries in a nation's cultural heritage, and the role of government, church or private sponsorship. Since the 1960s, issues of computerization and digitization have arisen.

INTERIOR FEATURE

- ❑ The presence of stained-glass windows of colored glass, carved wood, stucco moldings, beams on the ceiling, high arches;
- ❑ High-quality materials of natural origin are used for decoration;
- ❑ There should be enough lighting, placement of a massive wrought iron chandelier as the main source in the center of the ceiling is welcome.
- ❑ The fireplace, complemented by the forged metal decor, is also an integral element of the gothic style.
- ❑ There should be enough lighting, placement of a massive wrought iron chandelier as the main source in the center of the ceiling is welcome .
- ❑ The fireplace, complemented by the forged metal decor, is also an integral element of the Gothic style;
- ❑ The use of dark colors;
- ❑ The presence of elements of antiquity: chests, armchairs, bronze candlesticks.
- ❑ Gothic style in the interior involves the use of rich dark shades. The choice of the color scheme depends on the individual preferences of the residents.

SCOPE & LIMITATION

- ❑ The scope and delimitation of the study should include a brief statement of the general purpose of the study , the target users beneficiaries of the study , the period of the study and the features of the purposed software .
- ❑ The limitation of the study include the weaknesses of the study beyond the control of the researchers . this section may not be included in the study if there is no such weaknesses of the study beyond the control of the researcher .

AIM

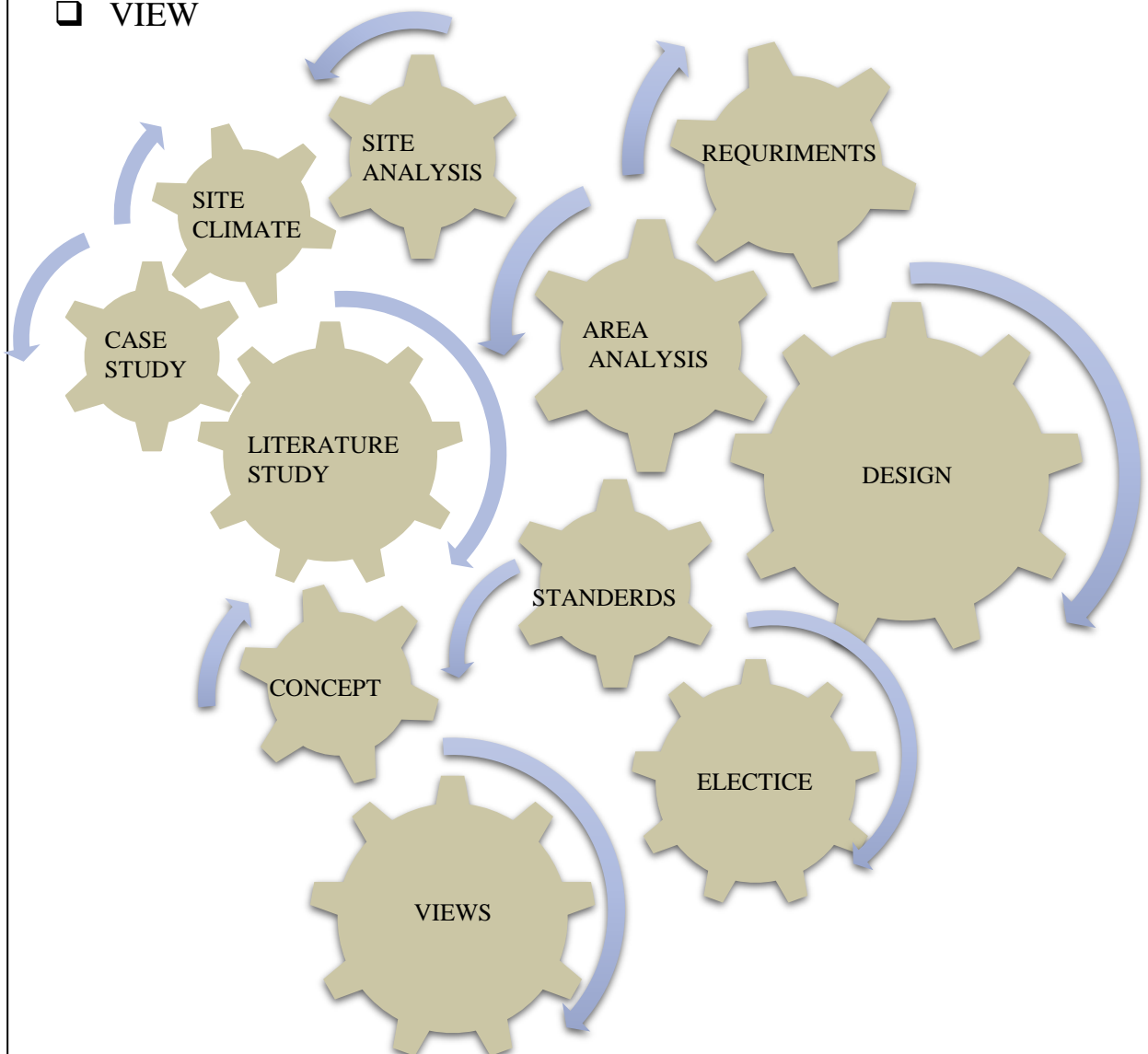
- ❑ To understand reasons for unequal distribution of knowledge. Studying the various formal and informal mediums of education.
- ❑ To study the changing trends of mediums of information and knowledge resources in terms of suiting the user requirement.
- ❑ To understand the role of a public library not only as a storage of books but also in terms of individual development.
- ❑ To study the variety of users/readers coming to a public library in terms of the age, background etc.

OBJECTIVES

- ❑ Provide access to knowledge in printed and other formats to support formal and informal education.
- ❑ To actively support literacy campaigns as literacy is the key to education and knowledge.
- ❑ Play a key role in collecting, organizing and exploiting information as well as providing access to a wide range of information sources.
- ❑ To bridge the gap by providing public access to the internet as well as providing information in traditional formats.
- ❑ To provide basic user education.
- ❑ To meet the needs of the children and young people.

METHODOLOGY

- ☐ SITE ANALYSIS
- ☐ SITE CLIMATE
- ☐ CASE STUDY
- ☐ LITERATURE STUDY
- ☐ REQUIREMENT SHEET
- ☐ AREA ANALYSIS
- ☐ STANDARD SHEET
- ☐ CONCEPT SHEET
- ☐ DESIGN
- ☐ ELECTIVE
- ☐ VIEW



SITE ANALYSIS

P
U
B
L
I
C

L
I
B
R
A
R
Y



THESIS BY : RITIKA MAURYA
[1180107024] B.I.D 4TH YEAR

GUIDED BY : AR. ANSHU RASTOGI
AR. ABHINAV KHARE

INTRODUCING KANPUR

Kanpur a large city in the state of Uttar Pradesh in India. The city is famous for its leather and textile industries. It is the 12th Most Populous City and the 11th most populous urban agglomeration in India. Kanpur was an important British garrison town until 1947, when INDIA gained independence. The urban district of Kanpur Nagar serves as the headquarters of the Kanpur division, Kanpur range and Kanpur zone.

According to 2011 Indian census, it is the eleventh most populous urban city while the population of city and its suburb were around 5 million making it the eighth-most populous metropolitan area in India.

City Population : 2.8 Million

City Area : 1642.0000 Sq. Km

Elevation : 126m (413ft)

Literacy : 84.37%

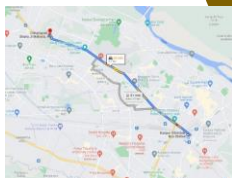
Sex Ratio : 855 Female / 1000 Male

SITE LOCATION

Chhatrapati Sahu ji Maharaj university (CSJMU), formerly **Kanpur university**, is a public state university located in Kanpur, Uttar Pradesh, India. It is administered under the state legislature of the government of Uttar Pradesh..

APPROACH TO THE SITE

9.7 KM



Jhakharkati Bus Stand,
Kanpur

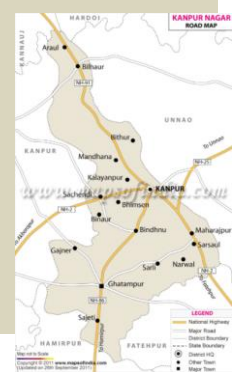
11.2 KM



Kanpur Central Railway
Station, Kanpur



ROAD NETWORK MAP



SITE DESCRIPTION

Location : Kanpur

Site area : 4500 Sq.M

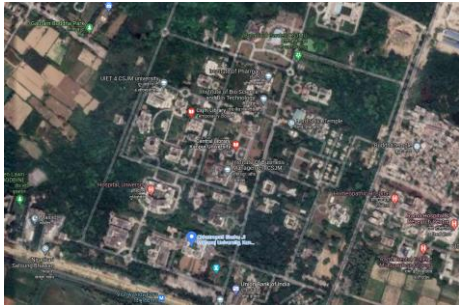
Latitude :

Longitude :



LANDMARK NEAR THE SITE

SITE ANALYSIS



BOTANICAL GARDEN
CSJMU



RAMA DENTAL COLLEGE



CSJM UNIVERSITY



GAUTAM BUDDHA PARK

SURROUNDING IMAGE OF LIBRARY



UNIVERSITY



CSJM UNIVERSITY



LIBRARY



LIBRARY ENTRANCE



MAIN ENTRANCE

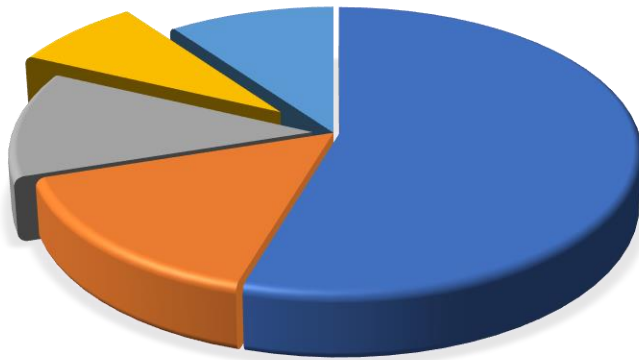


SITE PLAN



AREA ANALYSIS

SITE ANALYSIS



■ Reading Area , books area semi private reading area , news paper area (50-60%)

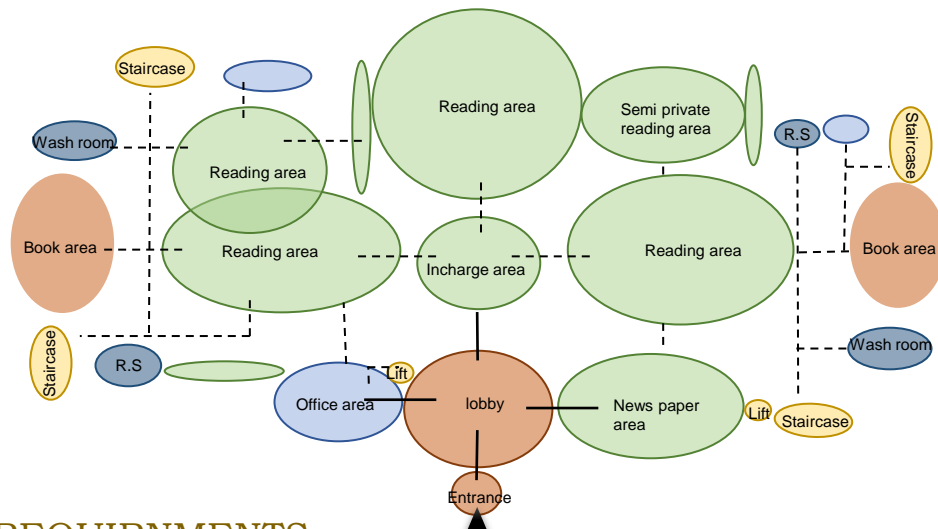
■ Office , entrance , lobby (10-15%)

■ Maintance , binding and zerox (4-7%0

■ washrooms (10%)

■ Pathways 10%

TYPICAL INTER- RELATIONSHIP BETWEEN SPACES IN LIBRARY



PUBLIC LIBRARY

AREA REQUIRMENTS

TOPIC	AREA
ENTRANCE AND RECEPTION	304 Sq.M
OFFICES	83 Sq.M
READING AREA	3078 Sq.M
SEMI PRIVATE READING AREA	222 Sq.M
NEWS PAPER AREA	197 Sq.M
BOOKS AREA	266 Sq.M
PATH WAYS	150 Sq.M
WASHROOMS	108 Sq.M

STRENGTHS

- Regular communication between library division , staff and management .
- Support from university
- Computer tanning lab
- E- reading area
- Online links to top title and reading lists
- Continue provision of a library service
- Library collection – not limited to curriculum

WEEKNESSES

- Limited funding
- Facilities that cannot be easily accessed by the community
- Need for additional equipment's
- Lack of public space
- limited time on library PCs per day .

SWOT

OPPORTUNITIES

- Image of the library will be increased among the community as well as in the university .
- To clean up collection and make it more current

THREATS

- Minimum interest in extra curricular activities
- Limited library hours to accomplish goals and serve the community

CLIMATE DATA

CLIMATE

The climate in Kanpur is warm and temperate. When compared with winter, the summers have much more rainfall. According to Köppen and Geiger, this climate is classified as Cwa. The average annual temperature is 25.3 °c | 77.5 °f in Kanpur. The annual rainfall is 939 mm | 37.0 inch.

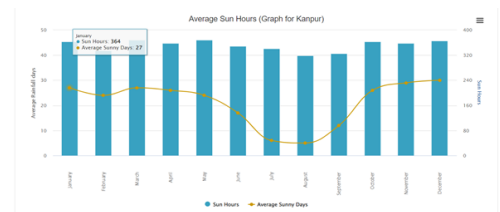
Climate data for Kanpur Airport (1981-2010, extremes 1901-2006)													[hide]
Month	Jan	Feb	Mar	Apr	May	Jun	Jul	Aug	Sep	Oct	Nov	Dec	Year
Record high °C (°F)	31.1 (88.0)	35.6 (96.1)	42.8 (109.0)	45.6 (114.1)	47.2 (117.0)	47.3 (117.1)	45.0 (113.0)	40.6 (105.1)	40.0 (104.0)	40.6 (105.1)	38.1 (100.6)	31.3 (88.3)	47.3 (117.1)
Average high °C (°F)	22.3 (72.1)	25.4 (77.7)	32.0 (89.6)	38.0 (100.4)	39.8 (103.6)	39.0 (102.2)	33.8 (92.8)	33.2 (91.8)	33.1 (91.6)	32.5 (90.5)	28.6 (83.5)	24.4 (75.9)	31.9 (89.4)
Average low °C (°F)	8.2 (46.8)	10.6 (51.1)	15.6 (60.1)	21.1 (70.0)	25.1 (77.2)	27.2 (81.0)	26.4 (79.5)	26.1 (79.0)	24.8 (76.6)	19.0 (66.2)	12.8 (55.0)	8.7 (47.7)	18.8 (65.8)
Record low °C (°F)	1.6 (34.9)	0.6 (33.1)	7.2 (45.0)	11.1 (52.0)	16.4 (61.5)	20.6 (69.1)	21.7 (71.1)	21.7 (71.1)	11.8 (53.2)	4.6 (40.3)	0.5 (32.9)	-0.9 (30.4)	-0.9 (30.4)
Average rainfall mm (inches)	9.2 (0.36)	9.2 (0.36)	2.9 (0.11)	2.7 (0.11)	8.2 (0.32)	61.8 (2.43)	156.3 (6.15)	191.7 (7.55)	138.1 (5.44)	33.9 (1.33)	3.4 (0.13)	2.1 (0.08)	648.5 (25.52)
Average rainy days	0.8	0.8	0.4	0.3	0.8	2.9	9.6	9.0	6.1	1.4	0.3	0.2	32.6
Average relative humidity (%) (at 17:30 IST)	69	46	34	27	31	45	74	77	72	62	62	62	54

Source: India Meteorological Department^{[21][22]}



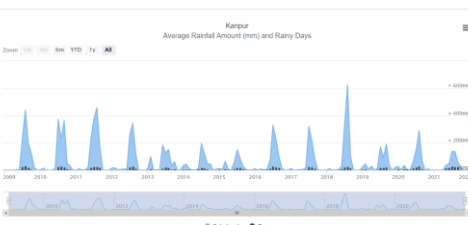
WIND SPEED

The windier part of the year lasts for 7.1 months, from February 10 to September 15, with average wind speeds of more than 6.4 miles per hour. The windiest month of the year in Kanpur is June, with an average hourly wind speed of 8.2 miles per hour.



HUMIDITY

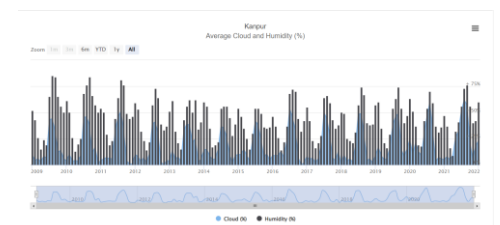
The average humidity is 18%. Hence, the air is normally humid. In September, the weather in Kanpur is usually very hot and muggy. The average temperature is of 29.0°C (84°F), with a minimum of 24.8°C (76.6°F) and a maximum of 33.1°C (91.6°F).



RAINFALL

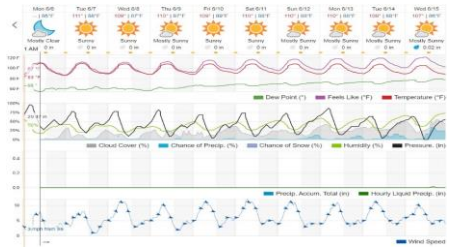
In Kanpur, India, during the entire year, the rain falls for 45.4 days and collects up to 959.5mm (37.78") of precipitation.

With an average high-temperature of 40.7°C (105.3°F) and an average low-temperature of 25.4°C (77.7°F), May is the warmest month in Kanpur.



PRECIPITATION

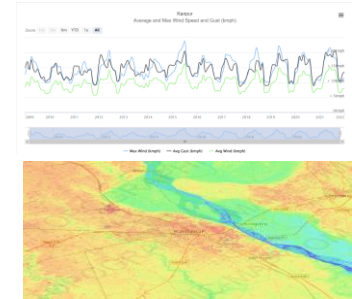
Kanpur, precipitation amounts to 885 millimeters (34.8 inches) per year: so, it is at an intermediate level. It ranges from 3 mm (0.1 in) in the driest month (November) to 280 mm (11 in) in the wettest one (august). Here is the average precipitation.



SUN SHINE

In Kanpur, the month with the most daily hours of sunshine is may with an average of 12 hours of sunshine. In total there are 372.15 hours of sunshine throughout may.

The month with the fewest daily hours of sunshine Kanpur is January with an average of 8.94 hours of sunshine a day. In total there are 277.26 hours of sunshine in January.

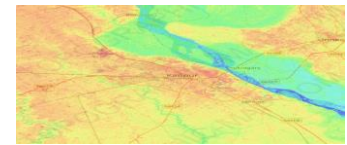


TOPOGRAPHY

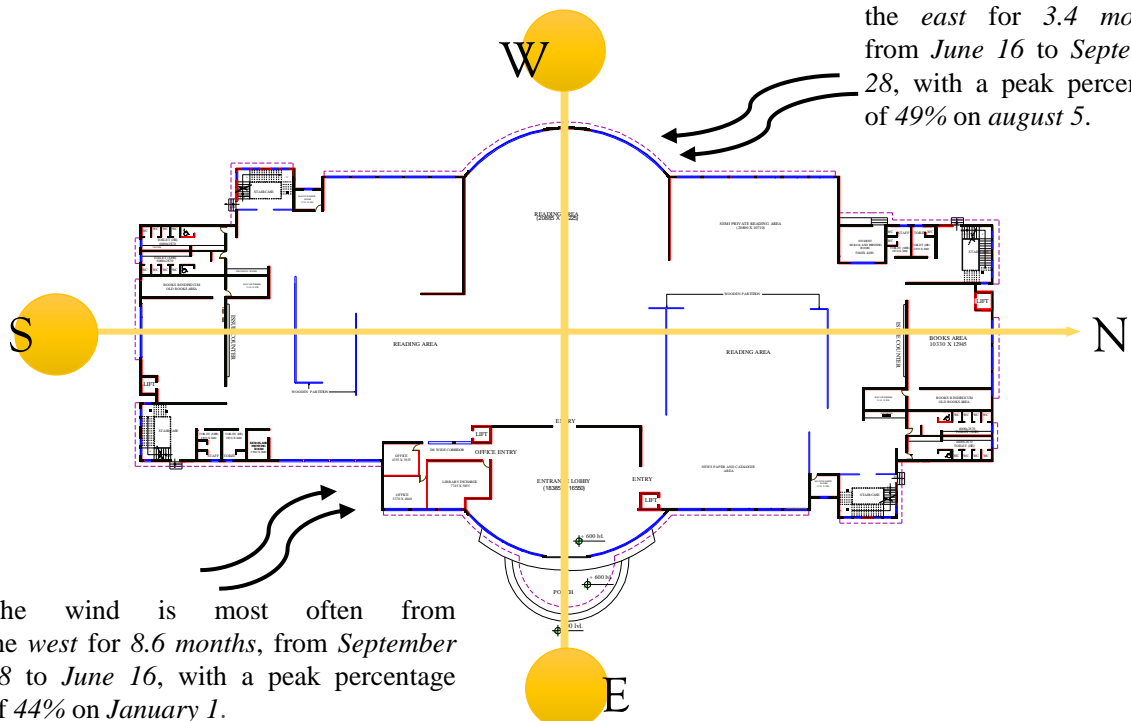
Kanpur topographic map, elevation, relief.

Coordinates: 26.30091 80.16176 26.62091 80.48176

Minimum elevation: 108 m



SUN & AIR MOVEMENT DIGRAM



The wind is most often from the east for 3.4 months, from June 16 to September 28, with a peak percentage of 49% on august 5.

The wind is most often from the west for 8.6 months, from September 28 to June 16, with a peak percentage of 44% on January 1.

LITERATURE STUDY

P
U
B
L
I
C

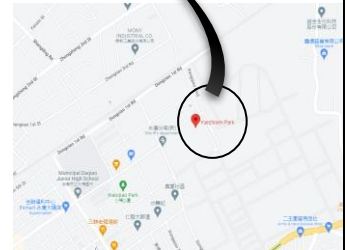
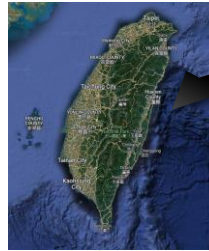
L
I
B
R
A
R
Y

THESIS BY : RITIKA MAURYA
[1180107024] B.I.D 4TH YEAR

GUIDED BY : AR. ANSHU RASTOGI
AR. ABHINAV KHARE

TAINAN PUBLIC LIBRARY

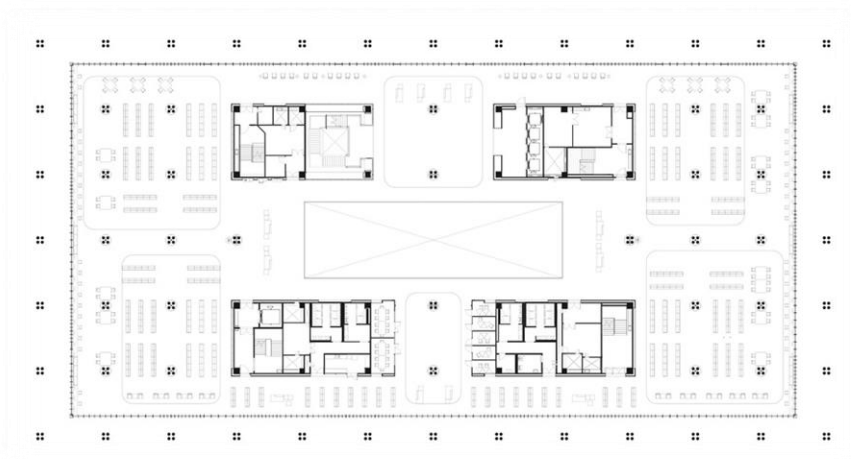
- ❑ Architects : Mayu architects, Mecanoo
- ❑ Area : 37000 m²
- ❑ Year : 2021
- ❑ Address: 717, Taiwan, Tainan city, Rende district, Zhengyi 1st street, 39, Taiwan (roc)
- ❑ City : Rende district



SITE ANALYSIS

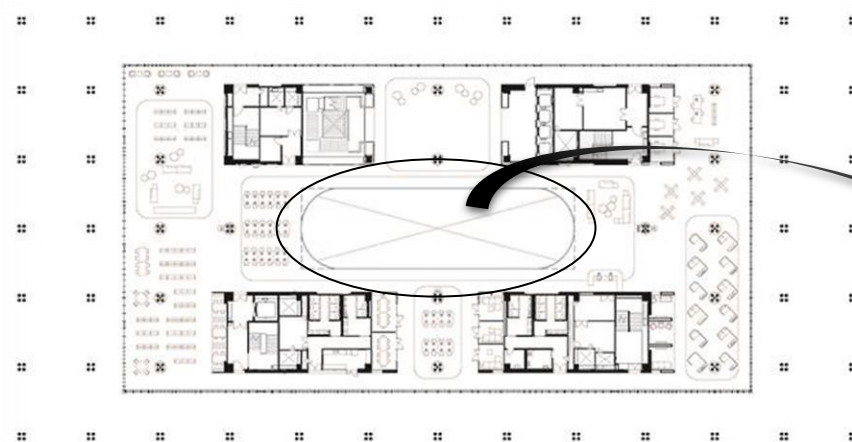



The oldest city in Taiwan, Tainan has a rich history influenced by different cultures.

There are remnants of maritime trade with Europe in the 17th century, of the Chinese Ming dynasty, and Japanese settlements from the beginning of the 20th century. The city is rich in temples, including the famous 17th century Confucius temple with its cantilevered roofs and beautifully carved ceilings. The new library takes from this history, is inspired by the local culture, and has been designed for the tropical climate of Tainan. It is home to the city's cultural heritage, modern art, music, films, and over a million books, including more than 16,000 from the Japanese occupation period, and of course, is equipped with the latest technologies of a modern library.



BASMENT PLAN

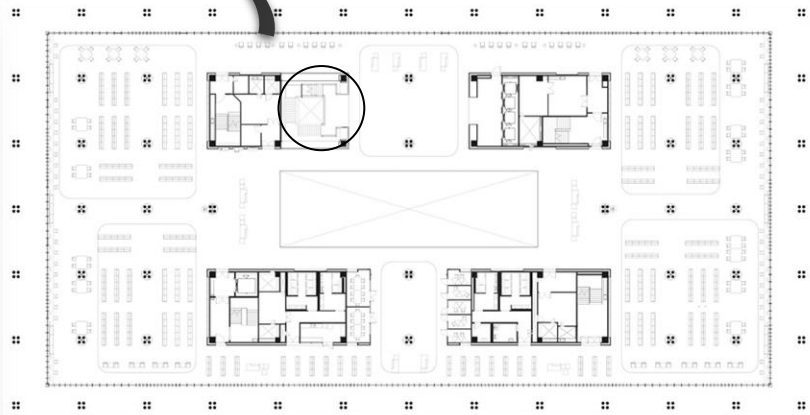


1st FLOOR PLAN2ND FLOOR PLAN

- The ground floor is spacious, transparent, and warm due to the wood finish. Upon entry, you are greeted by an arrivals area and the welcome desk, a living room is also located here where you can read newspapers and magazines.
- Touchscreens with which you can explore the collection and a self-service point for borrowing books also feature on this level.
- The children's library with imaginative bookcases and an adjoining patio under the awning for outdoor play is situated below .
- Looking up, you can see the special finish of the awnings: champagne - coloured aluminium panels with a linear staggered relief, providing additional decorative elements to the facades.
- The rational construction of the library allows maximum flexibility so that the building is prepared for future changes.



STAIRS



3RD FLOOR PLAN

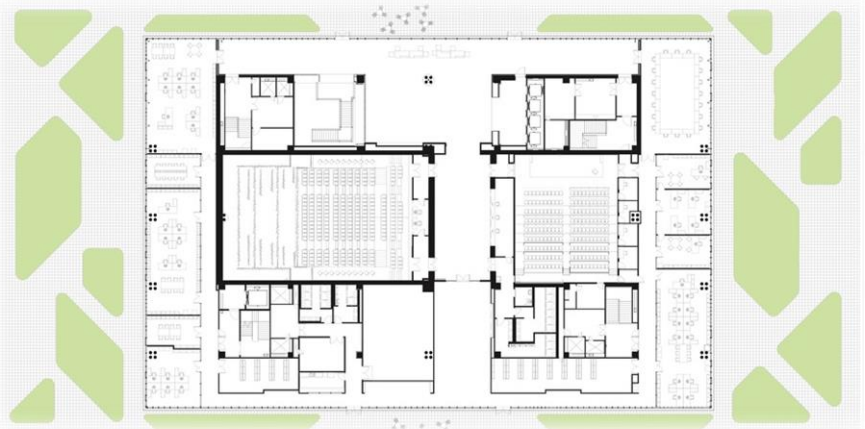


4TH FLOOR PLAN

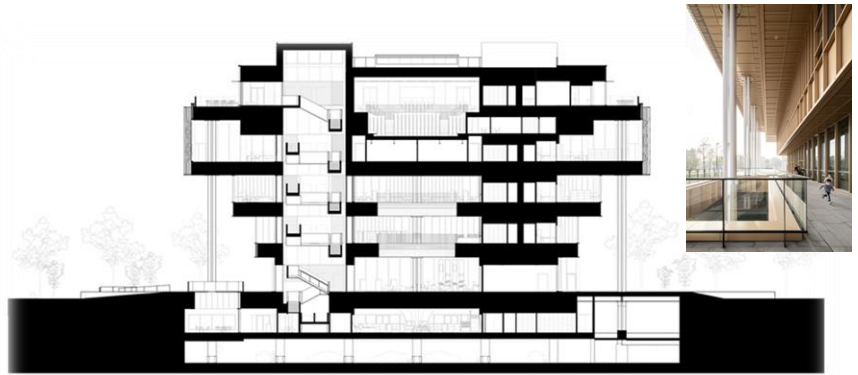


The stepped building offers shelter to visitors both inside and outside and creates a smooth transition from exterior and interior. Below the cantilevers are four sunken patios for outdoor activities, with the largest accessible from the square; lectures, concerts, and exhibitions can be organized here


- There are also four outdoor areas situated here, which are arranged as roof gardens, as well as three multifunctional spaces for classrooms/workshops and a cafe.

5TH FLOOR PLAN

- At the top of the building, you will find the theatre and conference hall, along with offices for members of staff. From the uppermost levels of the building, a beautiful view of the city through the vertical slats is on display. Furthermore, the building has an art gallery, a maker space, and braille library. There is also a bookshop so that you can not only read books but also purchase them.




FRONT SECTIONAL ELEVATION

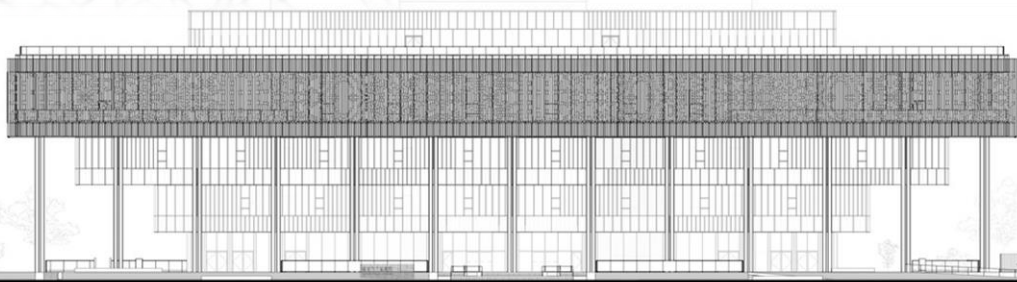


SIDE SECTIONAL ELEVATION





FRONT VIEW



SIDE VIEW



KEW GARDENS HILLS LIBRARY

L N
O
C M
A A
T P
I
O

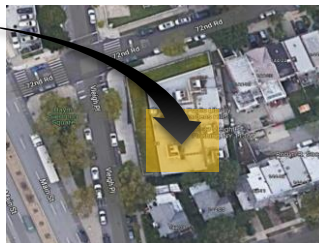
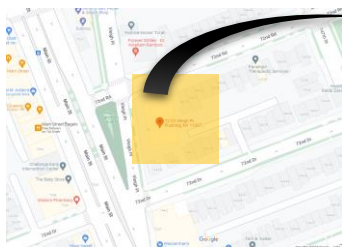
- ❑ ARCHITECTS : **WORK ac**
- ❑ AREA : **3000** ft²
- ❑ Year : **2017**
- ❑ Address: **72-33 Vleigh pl, flushing, Ny 11367, united states**



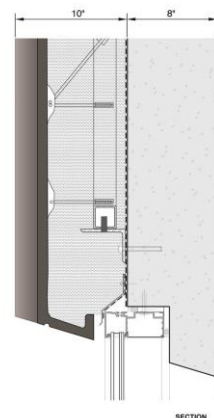
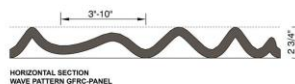

The library was already a key institution in the diverse community of Kew gardens hills, and it boasts some of the best attendance and circulation figures of any library nationwide. Community members' dedicated advocacy was pivotal in supporting a design that has provided the library with needed facilities and has given it a physical presence in keeping with institution's importance.

The project began as the renovation and 3,000-square-foot expansion of an existing lindsey library from 1966. Its volume is still visible in the completed library. However, structural upgrades and new interior detailing have all but replaced the preexisting building with a new 10,000-square-foot space.

SITE ANALYSIS

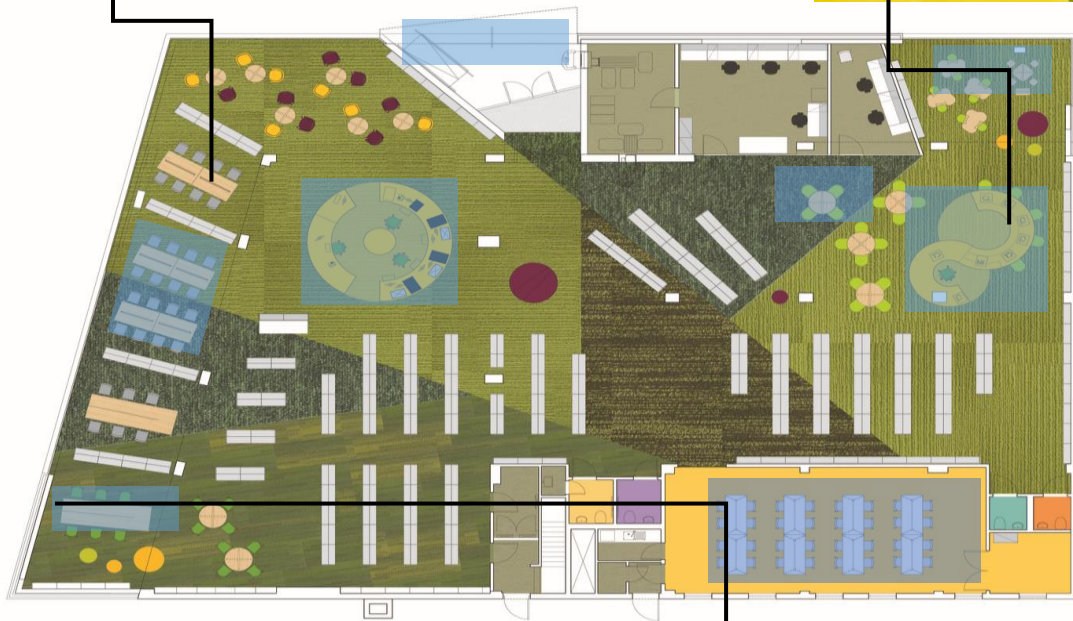


WAVE PATTERN SECTION DETAILS



The black Aluminium wave pattern used in Exterior wall of the library .

The facade is made from custom glass fiber-reinforced concrete panels. Their rippled, curtain-like pattern of vertical folds creates a play of light and shadow and softens the primarily glassy exterior.



On the north side, the facade descends again, providing privacy for a teen study area while also bridging the difference in scale between the library and its residential surroundings.



The new facade is a physical and metaphoric lifting up of the library's exterior walls in order to broadcast the activities of the library to the outside.



A second, smaller peak at the children's corner provides child-sized views to the south. Between these two peaks, the facade dips down to provide privacy at the staff and book drop areas behind.



Beneath, large exterior windows provide direct natural light, while south- and east-facing clerestory windows provide indirect light that bounces off of the exposed concrete of the lifted facade. Not only expressive and functional but also structural, this concrete band acts as a 200-foot-long beam to support the green roof without interrupting the open interior. Two columns are the only supports for this beam.



The focal point of the new design is the public space along the library's perimeter, occupying the setback between the preexisting building's footprint and the sidewalk.



The facade is made from custom glass fiber-reinforced concrete panels. Their rippled, curtain-like pattern of vertical folds creates a play of light and shadow and softens the primarily glassy exterior.



Capped by a green roof, this perimeter zone joins existing gardens around the library's back sides to form a continuous loop of green. Inside, the perimeter zone is conceived as a band of open rooms to be used by each of the library's different user groups: adults, teens, children and staff.



A second, smaller peak at the children's corner provides child-sized views to the south. Between these two peaks, the facade dips down to provide privacy at the staff and book drop areas behind.



SECTIONAL ELEVATION WALL B



FLOOR PLAN



SECTIONAL ELEVATION WALL A



SECTIONAL ELEVATION WALL C

CASE STUDY



SITE INTRODUCTION

CASE STUDY 1

The introduction of the Delhi sultanate marks the period when various Muslim dynasties ruled in India (1210-1526). It all started with the campaigns of Muhammed bin-Sams and his lieutenant Qutub-Ud-din Aibak between 1175-1206. It was the victory against the Rajput kings which marked the foundation of Delhi sultanate.

City population : 16.8 million

City area : 1484 sq. Km

Elevation : 200–250 m (650–820 ft)

Literacy : 86.21%

Sex ratio : 868 female / 1000 male

SITE LOCATION

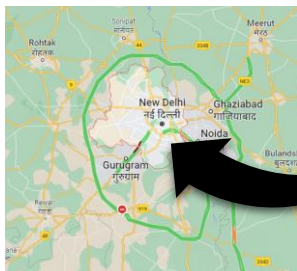
In Delhi, it is located on the Kasturba Gandhi marg. Address of Delhi library is British council division, British high commission, 17 Kasturba Gandhi marg.

Location : Delhi

Site area : 72,000 sq. Feet

Latitude : 3° 8' 44" north

Longitude : 101° 41' 34" east



APORACH TO THE SITE



1.1 KM

Rajiv Chowk Metro
Station Cp , Delhi



2.6 KM

New Delhi Railway
Station, Bhavbhuti
Marg, Ratan Lal Market,
New Delhi, Delhi



13.6 KM

Indira Gandhi
International
Airport , Delhi

SITE SURROUNDING



British high commission
british council
division India



IDBI bank



Sparshwerx



Amba deep

LIBRARY INTRODUCTION

The British Council Library, Delhi will complete twenty five years of its service in 2006. The scope and coverage of the library services as developed over the years was primarily to project British life and culture as presented through British publications and to support and supplement local library facilities.

Area : 72000 Sq . Ft

ABOUT THE LIBRARY

- ❑ In 1987, Mr. Charles was commissioned to design a new building for the British Council in New Delhi. The two store building was formally opened in year 1992 October.
- ❑ This building celebrates the rich palimpsest of ideas and cultures that is India.
- ❑ It houses a number of diverse functions, including a library, an auditorium, an art gallery.
- ❑ These elements are arranged in a series of layers, recalling the historic interfaces that have been existed here over the last several centuries.
- ❑ The design reflects a conceptual progression of the Indian history with interior and exterior space flowing into one another through the use of courtyards, pillars and fountains.

LANDMARK NEAR THE SITE

MUSEUM OF ILLUSIONS




CANNAUGHT



JANPATH



THE LALIT
NEW DELHI

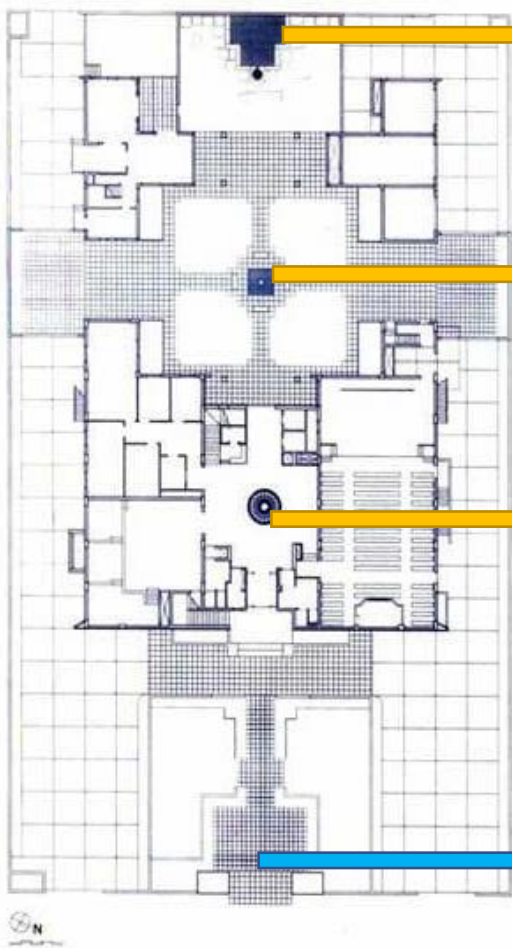


AGRASEN KI
BAOLI

MOOD BOARD



THE THREE AXIS ALONG THE SITE PLAN



PLAN



A mundi of Hinduism ,
a spiritual Hindu – the
energy centre of
cosmos .



There Islamic Charbagh
garden of paradise , this
is the axis of the building
, which also shows three
different religious .



European icon inlaid in
marble and granite used to
represent the values they
brought from the age of
reason . including the
mythic values of science
and progress .



The entrance gate
looking down to
head of shiva at far
end of the site . .

WALL IS COVERED BY ART WORK AND THE PHILOSOPHIES OF THE ARTISTS .



British council prominent art and culture
through different types of exhibitions .

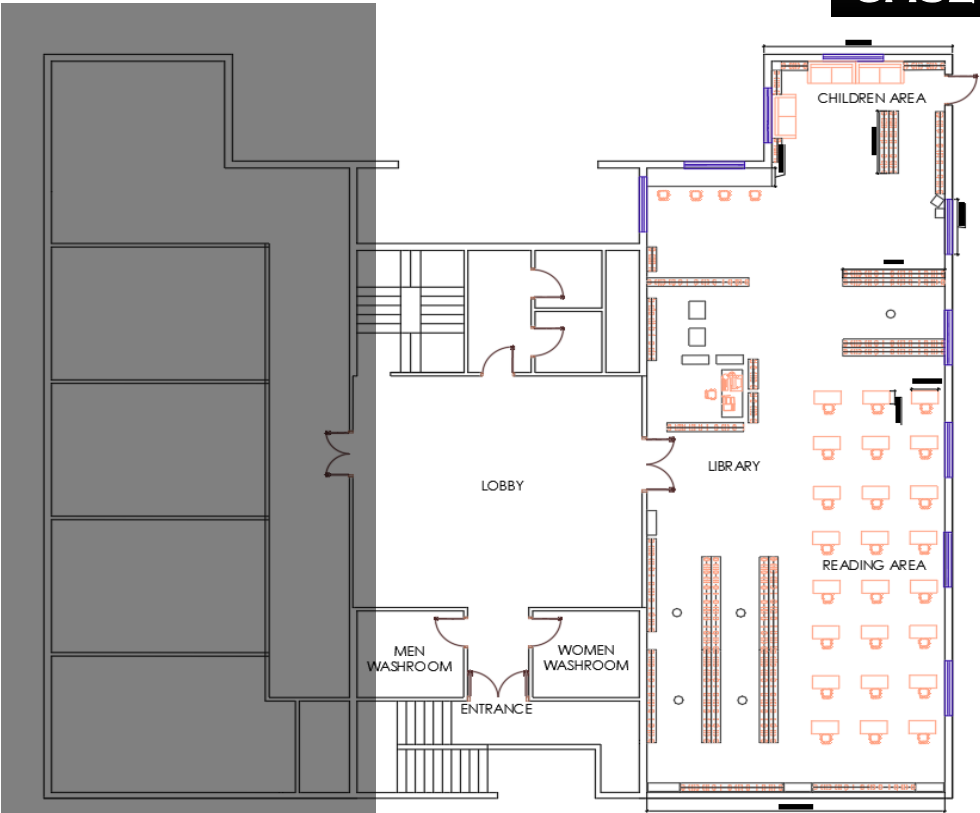
One exhibitions . Theme lasts for 2 to 4 months
which is accompanied by various audio and
visual arts .

Whole ground floor of building compromise of
exhibition gallery which is integrated in café area
and the entrance foyer too .

Theme based exhibition are mostly done in the
building which changes the aura of the building
for 2 to 4 months .



DIGITAL AUDIO AND VISUAL EXHIBITION AREA



PLAN

CHILDREN AREA



WOODEN CEILING



BOOK SELVE



SITE INTRODUCTION

The city founded by sultan Ahmad shah in 1411 ad, lies on the banks of the Sabarmati river.

The historic city of Ahmedabad is amongst the major metropolitan cities in India. It's a city where history gently rubs its shoulders with modernity.

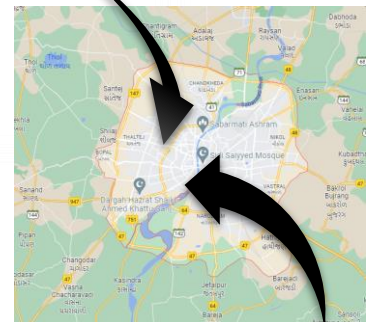
City population : 8.253 million

City area : 1484 sq. Km

Elevation : 53 m (174 ft)

Literacy : 89.62 %

Sex ratio : 868 female / 1000 male



SITE LOCATION

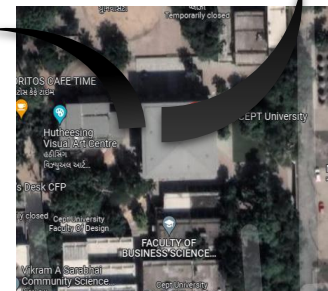
CEPT university, formerly the **centre for environmental planning and technology**, is an academic institution located near university area in Ahmedabad, India.

Location : Ahmedabad

Site area : 31000 Sq.M

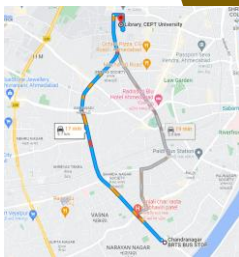
Latitude : 23.022505

Longitude : 2.5713621



APORACH TO THE SITE

5.9 KM



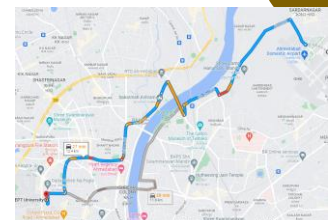
Chandra nagar Barts Bus Stop, Barts Corridor, Narayan Nagar Society, Chandra Nagar

6.8 KM



Ahmedabad Junction, Kalupur Railway Station Rd, Sakar Bazaar, Kalupur, Ahmedabad

12.4 KM



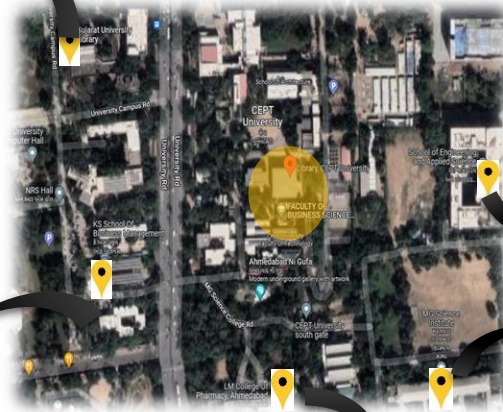
Sardar Vallabhbhai Patel International Airport, Hansol, Ahmedabad, Gujarat

LANDMARK NEAR THE SITE

CASE STUDY 2



GUJRAT UNIVERSITY
LIBRARY



SCHOOL OF ENGINEERING



KS SCHOOL OF
BUSINESS MANAGMENT



LM COLLAGE OF PHARMACY



MG SCIENCE INSTITUTE

SITE SURROUNDING




HUTHEESING VISUAL ART CENTRE



CEPT UNIVERSITY



VIKRAM A SARABHAI COMMUNITY SCIENCE



TORITOS CAFE TIME

LIBRARY INTRODUCTION

AREA:

No. Of floors: 6 floors, (3 - basements and 3 - floors)

Seating capacity: 190

Ground floor: reception, helpdesk | issue/return counter | drop box | newspaper section | exhibition area | drinking water | rest rooms

❑ **Frist floor & second floor:** reading area | periodical sections | digital library | multimedia screening area

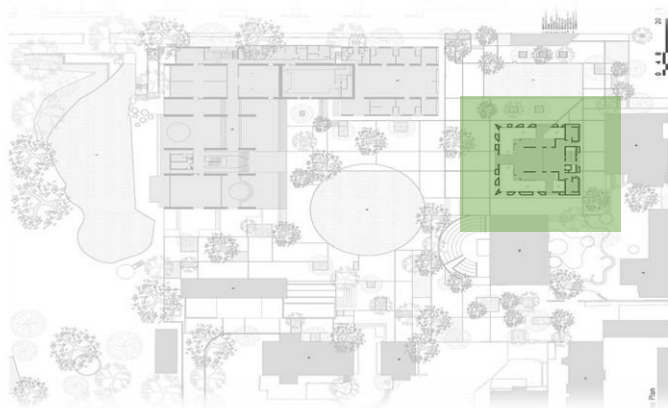
❑ **Basement – 1:** new arrival display section | carrels for separate seating | stack area librarian | office

❑ **Basement – 2:** reprographic area | reading area | book stack area

❑ **Basement – 3:** library stack area (restricted for users)

ABOUT THE LIBRARY

- ❑ Using the functional requirements of the library as an underlying contemporary theme, the building formally weaves itself into the pre-existing campus narrative. Through alignments in plan with adjacent buildings, modulation of sectional levels into and above the earth, and honest material selection and expression .
- ❑ The building respects the continuum of existing architectural expression that has defined the CEPT university campus for decades. At the most fundamental performative level, the CEPT library is a technologically adept repository of multi-format media, both responding to and anticipating the current and future acquisitions of the university. Reading rooms, formal and informal reading spaces, individual carrels, seminar rooms, and administrative offices are accommodated in addition to softer and more flexible functions such as exhibition and presentation spaces.

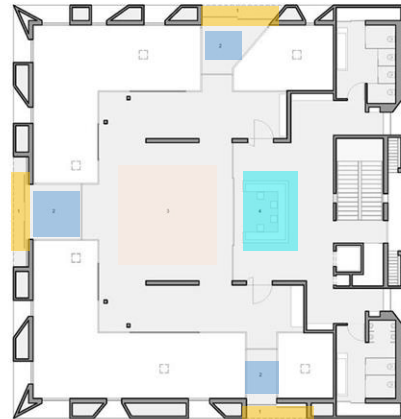


CASE STUDY 2



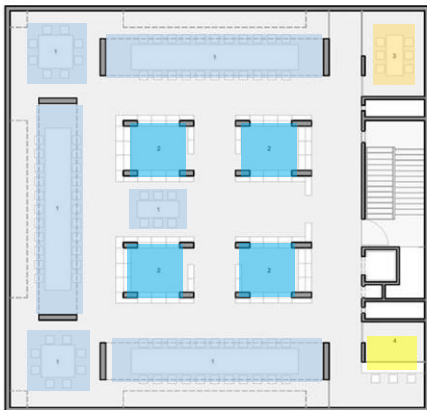
BASEMENT 1

- READING
- BOOK CORE
- LIBRARIAN DESK
- HELP DESK
- SERVICE AREA
- CARREL
- OUTDOOR TERRACE



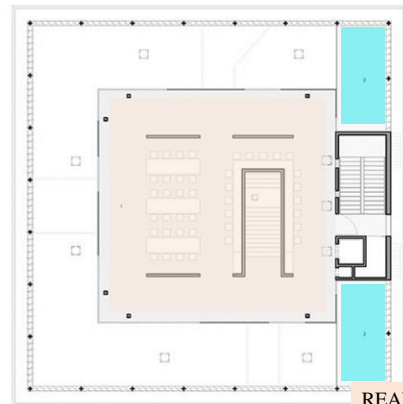
GROUND FLOOR

- ENTRY
- BRIDGE
- EXIBITION
- RECEPTION



BASEMENT 2

- READING
- BOOK CORE
- MEETING ROOM
- SERVER ROOM




FIRST FLOOR

- READING ROOM
- SERVICE AREA



MEZZANINE FLOOR 2

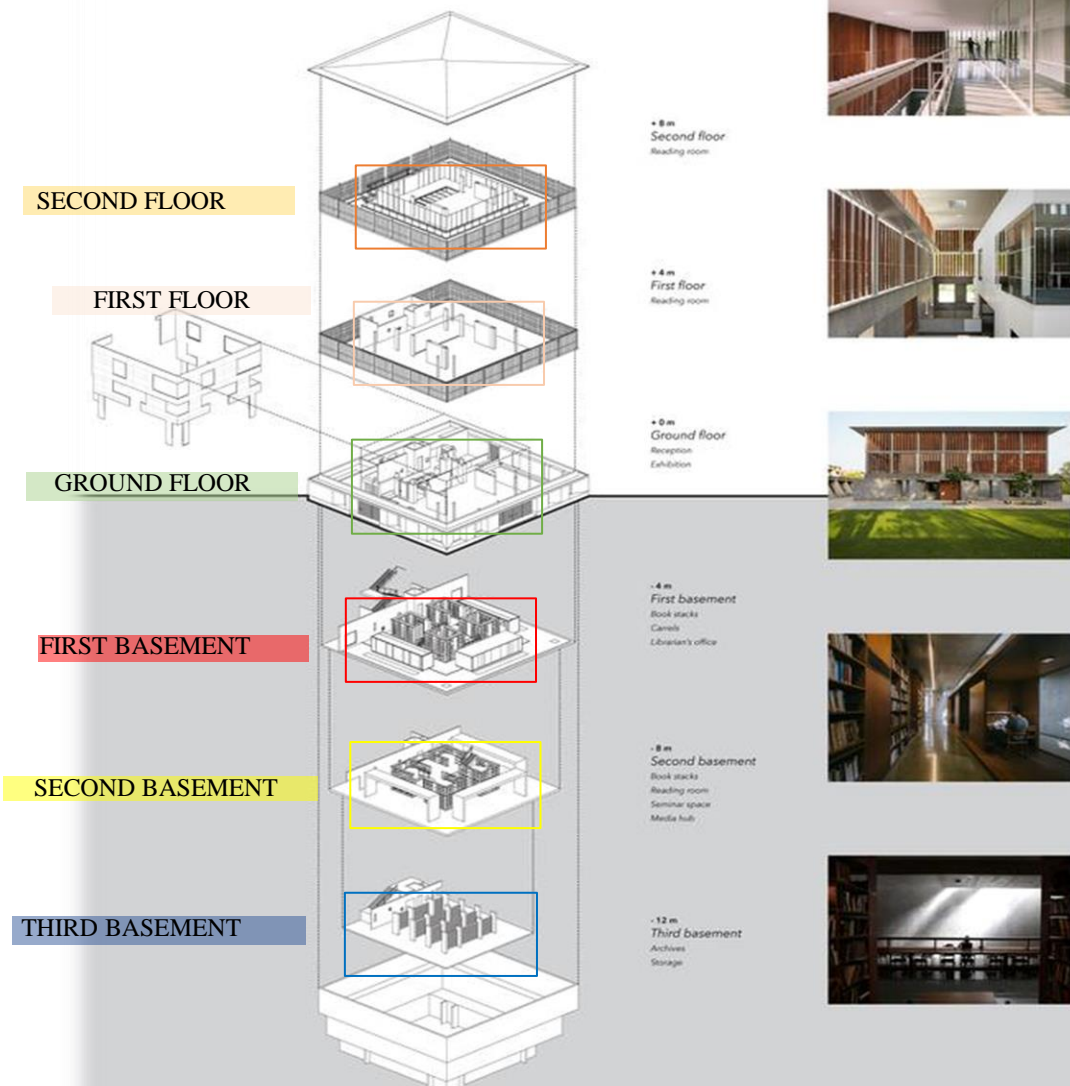
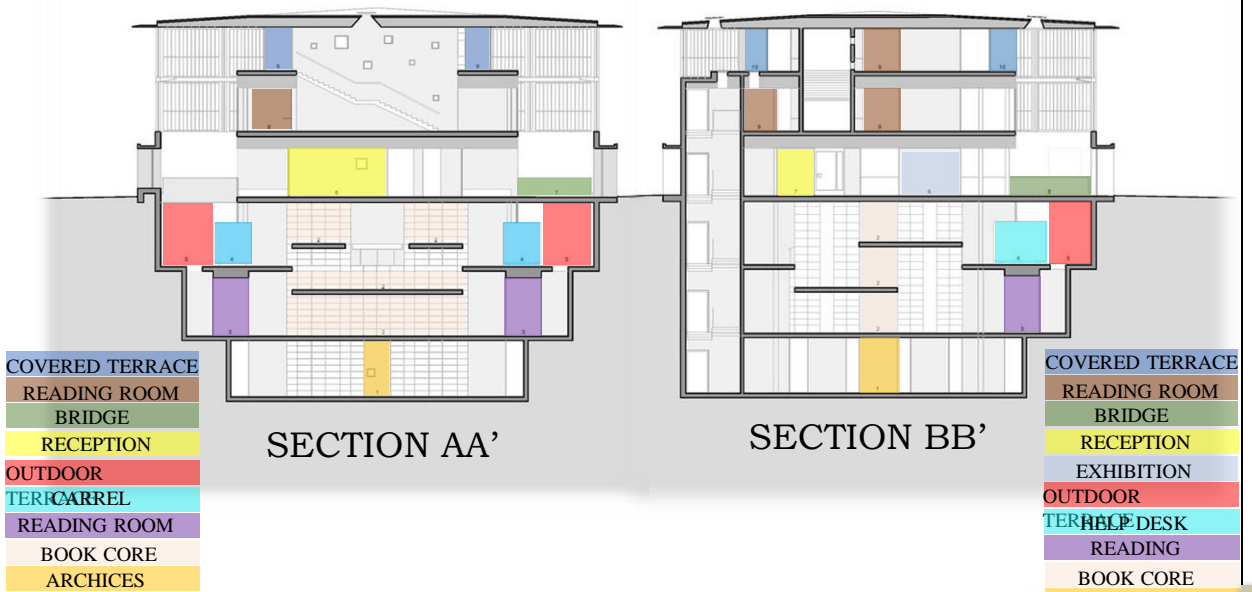
- READING
- BOOK CORE



SECOND FLOOR

- CONVERTED TERRACE
- READING ROOM

PUBLIC LIBRARY



COMPRATIVE ANALYSIS

CASE STUDY 2

	Case study 1	Case study 2	Literature study 1	Literature study 2
DETAILS	British Councial Library	CEPT University Library	Tainan public library	Kew gardens hills library
SHAPE	Rectangular	Square	Rectangula r	Rectangular
ENTRANCE	Well defined	Well defined	Well defined	Well defined
LANDSCAPE				
SURROUNDIN G				
BUILDING	----	----	----	----
FORM	Cubical	Cubical	Cubical	Cubical
AESTHETICS	Good	Attractive	Attractive	Attractive
MATERIAL	Wood Tile flooring Ply wood Brick White Paint Glass	Exposed Brick Wooden- louvers Tile flooring Structural- steel Concrete	Stone Wood Wooden Panel	Rubber Flooring Texture Pint
TYPE	Public library	University Library	Public library	Public library
CIRCULATION	Not confined	Well defined on each floor	Well defined on each floor	good

CONCEPT



INTERIOR THEME

- ❑ The gothic style in the interior is revealed through the use of appropriate furniture, decoration materials, lighting, accessories, and decor in the interior design.
- ❑ The gothic interior allows the use of solid wood, ceramic granite, tile, parquet as flooring. The highlight of the style is the use of luxurious carpets.
- ❑ Gothic style in the interior is characterized by a large number of **wooden** and **metal elements** of decor. You can supplement or decorate the room with magical crystal balls, various statuettes, original candlesticks, lamps. An important role in creating a mystical atmosphere is played by mirrors in massive FRAMES.

GOTHIC ARCHITECTURE

- ❑ The presence of stained-glass windows of colored glass, carved wood, stucco moldings, beams on the ceiling, high arches;
- ❑ High-quality materials of natural origin are used for decoration;
- ❑ There should be enough lighting, placement of a massive wrought iron chandelier as the main source in
- ❑ There should be enough lighting, placement of a massive wrought iron chandelier as the main source in the center of the ceiling is welcome .
- ❑ The fireplace, complemented by the forged metal decor, is also an integral element of the gothic style;
- ❑ The use of dark colors
- ❑ The presence of elements of antiquity: chests, armchairs, bronze candlesticks.
- ❑ Gothic style in the interior involves the use of rich dark shades. The choice of the color scheme depends on the individual preferences of the residents.
- ❑ Gothic is usually associated with deep shades of dark colors. Gothic style in the interior of public places allows the preservation of the basic characteristics, but for the design of a residential area, a mostly dark interior is not very suitable. The gloomy design will have an oppressive effect and compress the space in which it is constantly very difficult.

BOOK SELVE -



- ❑ The 17th century bookcase tended to be a glazed cabinet from plinth to pediment, with square glass panes.
- ❑ The later Stuart period saw the introduction of the bureau bookcase or the secretaire bookcase, where the bookshelves were double-heightened above a desk or cupboard base.
- ❑ Early bureau bookcases often had mirror or blind-panelled door fronts, although these have frequently been replaced with clear glass panes. During the regency period, the fashion arose for small cabinet bookcases, rarely more than three feet in height, which left the walls clear for hanging prints and pictures, known in the trade as a 'dwarf bookcase'. Such bookcases were sometimes open at the front, others had elegant brass-grille doors, backed by pleated silk.

CHAIR -

- ❑ This collection shouldn't be called gothic chair, but gothic throne. These lovely, dark and mysterious Victorian chairs are the thing out of vampire novels and spooky tales, they come in many, many styles and most of which are black, dark red, or dark purple, with chairs that seat one, or two

GOTHIC FURNITURE CHARACTERISTICS

- ❑ Gothic furniture is characterized by ornate, unique artwork that contains the same elements found in gothic architecture. This architectural style is associated with church design, and gothic furniture was created to complement it.
- ❑ Specific design characteristics that appear in the furniture are gargoyles, flying buttresses, and quatrefoil and trefoil shapes. Pointed arches, tracery, heavy fabrics, and heavy woods are some other characteristics of this type of furniture.



POINTED ARCH

A Pointed arches , ogival arch , or gothic arch is an arch with a pointed crown , whose two curving sides meet at a relatively sharp angle at the top of the arch . this architectural element was particularly important in gothic architecture .




STAINED GLASS

- T** □ The basilica retains stained glass of many periods including exceptional modern glass , and a set of 12 misericords .
- H** □ The stained-glass windows of Notre-dame particularly the three windows, are among the most famous feature of the cathedral . the
- I** west rose window, over the portals, was the first and smallest of the roses in Notre- dame . it is 9.6 meters in diameter, and was made in a
- C** about 1225 , with the piece es of glass set in a thick circular atone frame . none of the original glass remains in this window , it was
- E** recreated in the 19th century.

VAULTED CEILINGS

- M** □ Ribbed vaulting is another art form during the gothic period because the pointed arch results involved barrel vaults-arches placed parallel to one another and supported the rounded roof. These vaulted ceilings used the pointed arch technology to spread and distribute the weight and force from the upper floors..
- E** □ They allowed ceilings to be taller than they were before, providing an impression of height and elegance. As a result of the force distribution within the vaulting ceilings, the vaults could be constructed in different sizes and shapes.



BASIC CONCEPT :

- ❑ The issue of **lighting in libraries** is one that is still discussed and debated today.
- ❑ Well-designed and carefully positioned **lighting** makes patrons feel good and comfortable in their surroundings; bad lighting creates problems for patrons when they are reading, studying or searching for books and may keep their visit to the library short.
- ❑ Lighting can even have a negative impact on library staff too. If poor lighting harms the ability of the staff to function, which can happen if lighting creates glare and heavy shadows, the library is likely to be unpopular. A library with insufficient or poorly designed lighting is far from welcoming

INDIRECT LIGHT :

- ❑ Indirect lighting uses fluorescent or metal halide lamps to up light a light color ceiling;
- ❑ The resulting reflected light is inherently very soft, shadow-free, and low-glare. Indirect lighting works well for both paper-based and computer tasks in rooms where the ceiling height is at least 9'-6" and preferably more than 10'-0".

DIRECT LIGHT :

- ❑ Direct lighting uses down lights to illuminate the reading tables.
- ❑ The down lights can be as small as 6" diameter fixtures with compact fluorescent or metal halide lamps and parabolic cones, or they can be linear or rectangular fluorescent fixtures with parabolic louvers.
- ❑ The parabolic shape of the cones and louvers prevents seeing the lamps at shallow viewing angles and re-directs the light so it is less likely to be reflected in computer screens. The parabolic cones or louvers should be made of aluminum, not plastic, and they should have a "semi-specular" finish to reduce the visibility of dirt or fingerprints.

DAY LIGHT :

- ❑ Effective use of day light can reduce energy consumption , and make the library feel warm and comfortable when reading . however uncontrolled day light can be a source of glare and can damage sensitive materials.
- ❑ North facing windows or terraces allow in day light while excluding

THE TYPES OF LIGHTING USED IN MY DESIGN

The availability of artificial light, it has become possible to design library buildings that are larger and can be open for longer. The consequence is that intelligent day lighting has frequently been ignored – the very availability of artificial light seems to be prompting its conspicuous consumption.



INDIRECT LIGHT



RECESSED LIGHT



PENDENT LIGHT

MOOD BOARD

TILE FLOORING



TERRACOTTA



WALNUT LAMINATE



SLATE MARBLE

LIGHT BROWN
TEXTURE PAINT




HARD WOOD




MARBLE FLOORING

COLOR SCHEME POPS OF BOLD
ACCENT COLOURS

GOTHIC ELEMENT



ROSE WINDOW




STAINED GLASS



Ribbed vaulting with pointed arches



A flying buttress



Aisle of Gothic church with ribbed vaulting

POINTED ARCHES



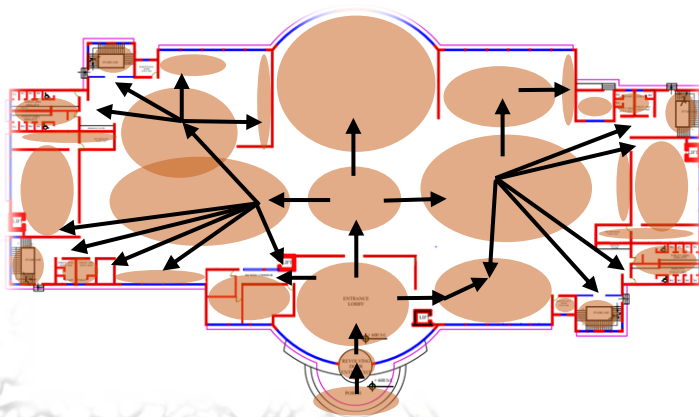
GRAND

ORNATE

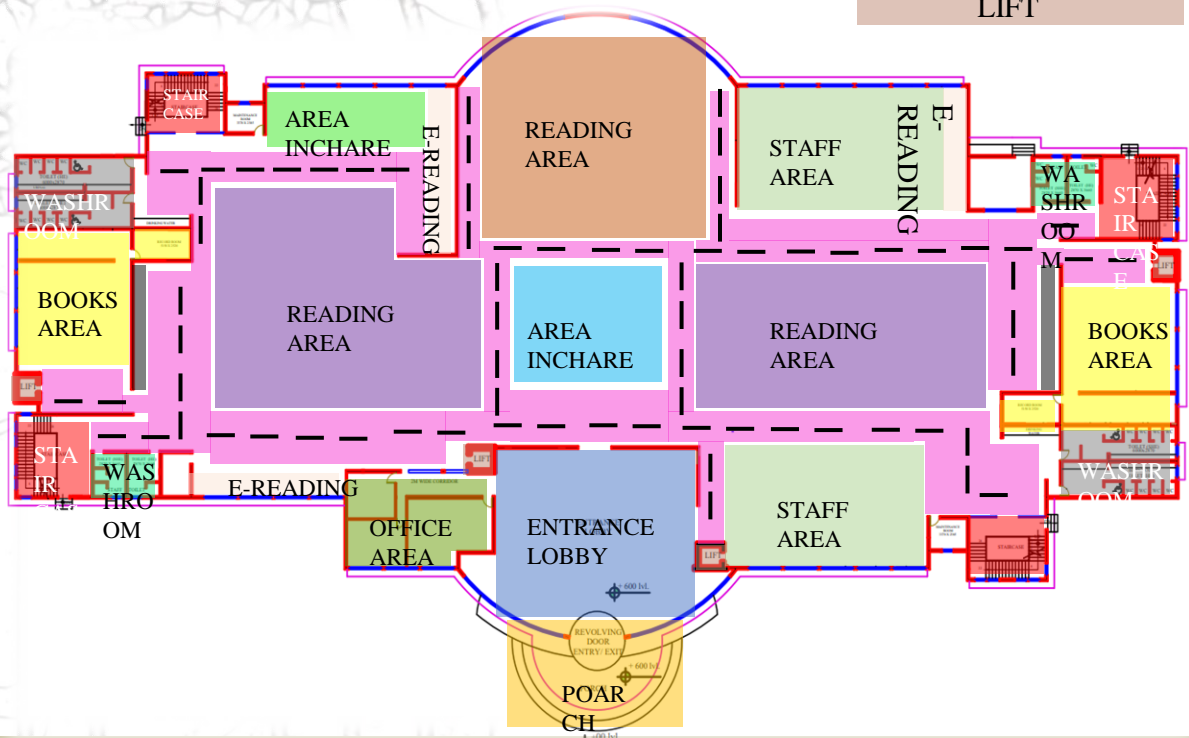
FRAMED INTERIOR REQUIREMENTS

- ☐ Reception
- ☐ Reader seating space
- ☐ Collection space (including public electronic workstation space)
- ☐ User seating space
- ☐ Staff work space
- ☐ Meeting space
- ☐ Special use space
- ☐ Non-assignable space (including mechanical space)

ZONING OF THE SPACE

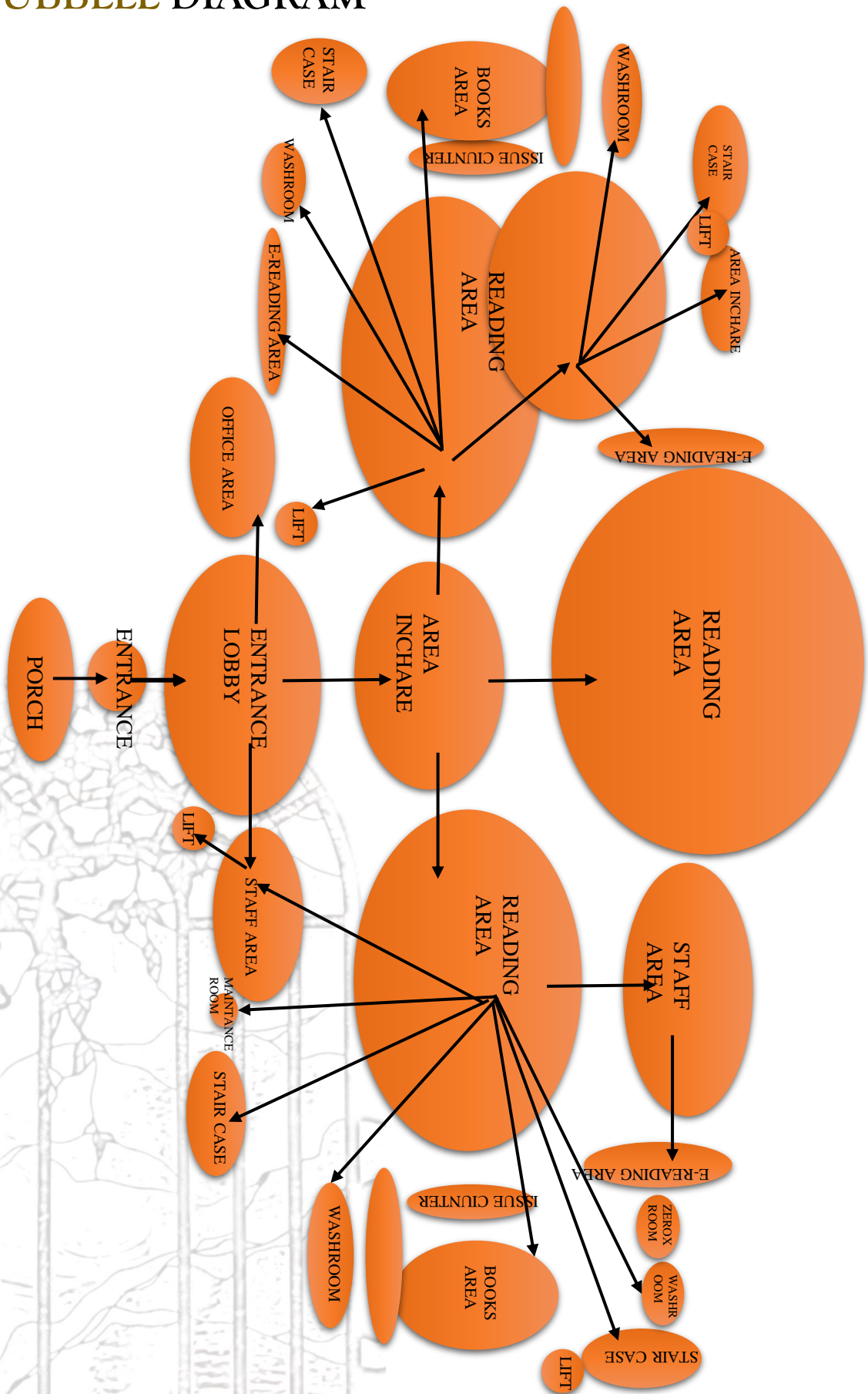


CIRCULATION OF THE SPACE

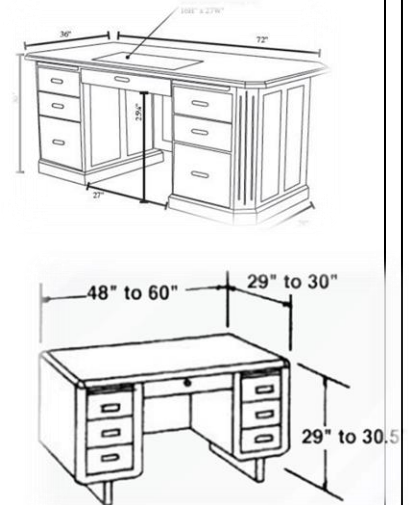


CIRCULATION
E-READING AREA
READING AREA
AREA INCHARE
OFFICE AREA
STAIR CASE
BOOKS AREA
WASHROOM
AREA INCHARE
READING AREA
ENTRANCE LOBBY
POARCH
STAFF AREA
WASHROOM
LIFT

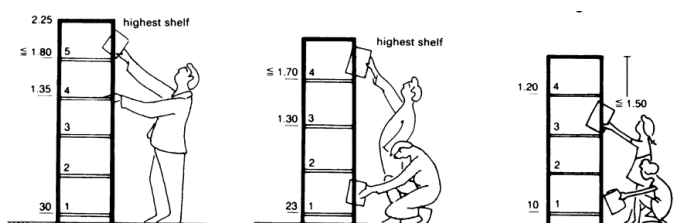
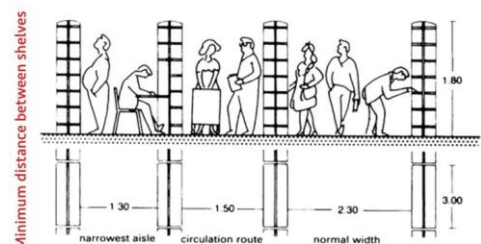
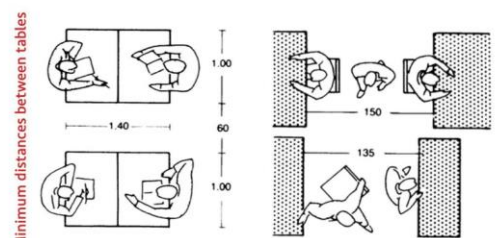
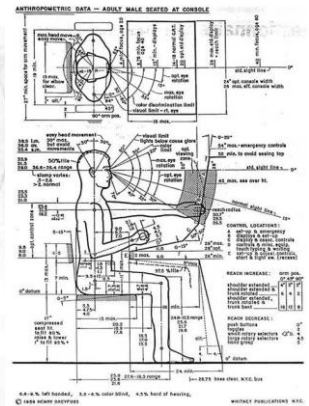
BUBBLE DIAGRAM




STANDERDS



PUBLIC LIBRARY



STANDERDS



Accessibility Range

300 mm max (11'-3/4 in.)

1200 mm max (47 in.)

1000 mm max (39 3/8 in.)

1000 mm to centre of vertical grab bar (39 3/8 in.)

850-1460 mm (24-31 in.)

780 mm (25 1/2 in.)

460 mm (18 1/2 in.)

30 mm (1 1/8 in.)

150 mm (6 in.)

1000 mm max (39 3/8 in.)

400 mm max (15 7/8 in.)

1370 mm min (54 in.)

205 mm (8 1/8 in.)

300 mm (12 in.)

460 mm (18 1/2 in.)

1370 mm min (54 in.)

eye level

handle

armrest

desk arm

lap

seat

toe

8

205

19

485

27

685

43-51

1000-1295

30

915

30

760

1.20

1.70

1.50

1.50

34"-38"
86.4-96.5 cm

4" 10.2 cm

36" 91.4 cm

26

660

18

455

42-46

6

1065-1166

150

CONCLUSION

I HEREBY DECLARE THAT THE WORK DONE IN THIS THESIS PROJECT IS MY OWN WORK AND I HAVE COLLECTED THE DATA FROM VARIOUS SOURCES, WHICH I HAVE DULY ACKNOWLEDGED IN MY REPORT.

RITIKA MAURYA
B.I.D (INTERIOR DESIGN)
Final year (2021-22)
ROLL NO.1180107024
SCHOOL OF ARCHITECTURE
BBDU Lucknow.


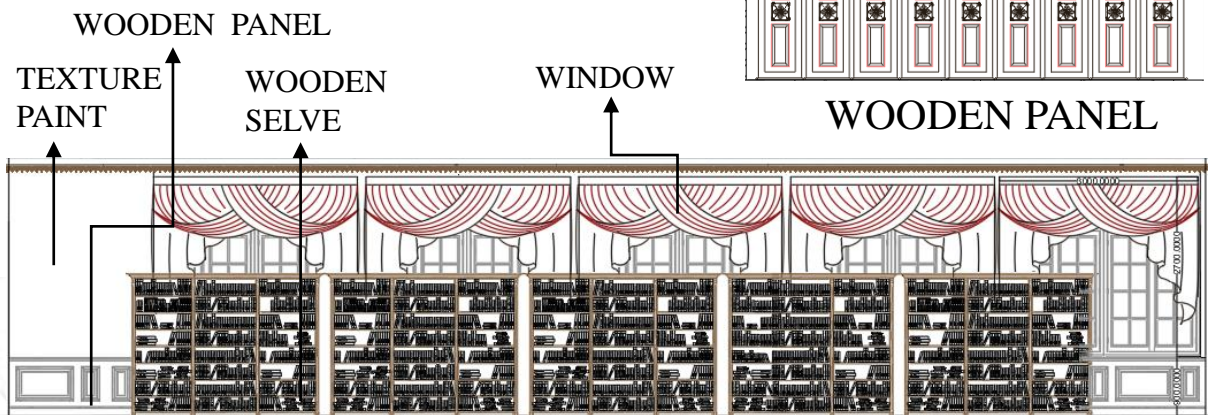
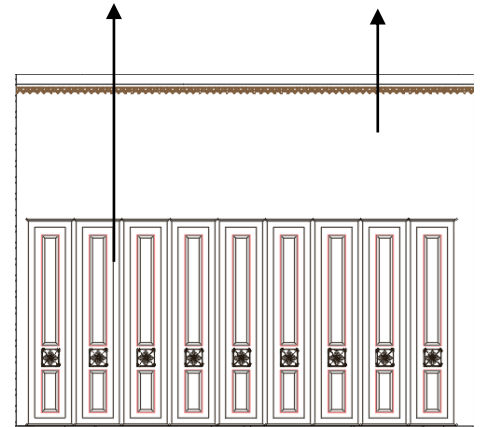
Date:

Place: Lucknow

DRAWINGS



NEWS PAPER AREA

WOODEN
PANELTEXTURE
PAINT

NEWS PAPER AREA ELEVATION



MOOD BOARD



TEXTURE PAINT


STAINED GLASS WINDOW



COB LIGHT



ROSE WINDOW



HARD WOOD



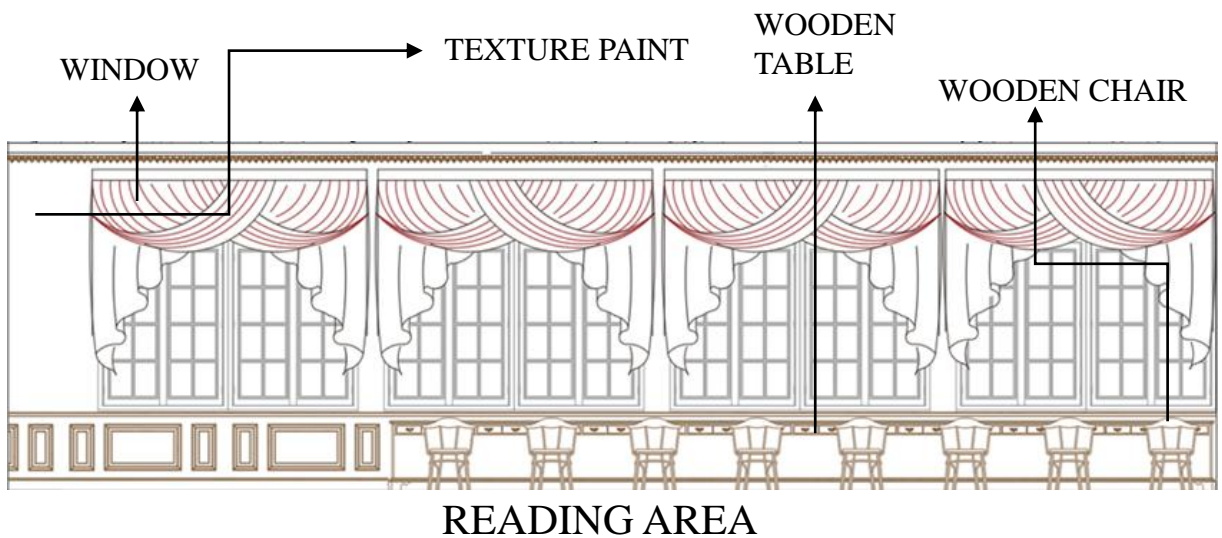
TILE FLOORING



MATERIAL SPECIFICATION

AREA	MATERIAL	SIZE	RATE	COMPANY
WALL	TEXTURE PAINT WOODEN PANELLING	10 LITER (4-25) MM	RS.2000-6000	ASIAN PAINT
FLOOR	TILE FLOORING	(600X600) MM		
CEILING	POP CEILING	(20-25)KG	RS. 3350?TON	BIRLA
LIGHTING	COB WORM LIGHT 3500K COOL WHITE 6500K LED LIGHTING	12WATT, 9 WATT 15WATT, 50 WATT	RS.(1400,870,1600,3500)	PHILIP

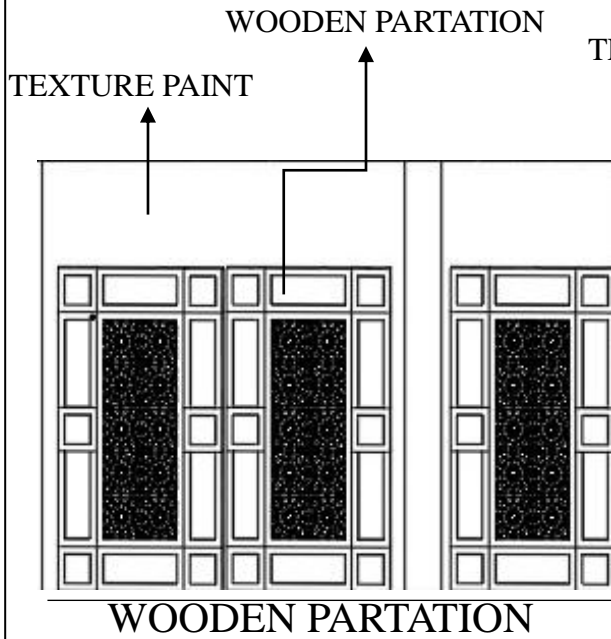
READING AREA



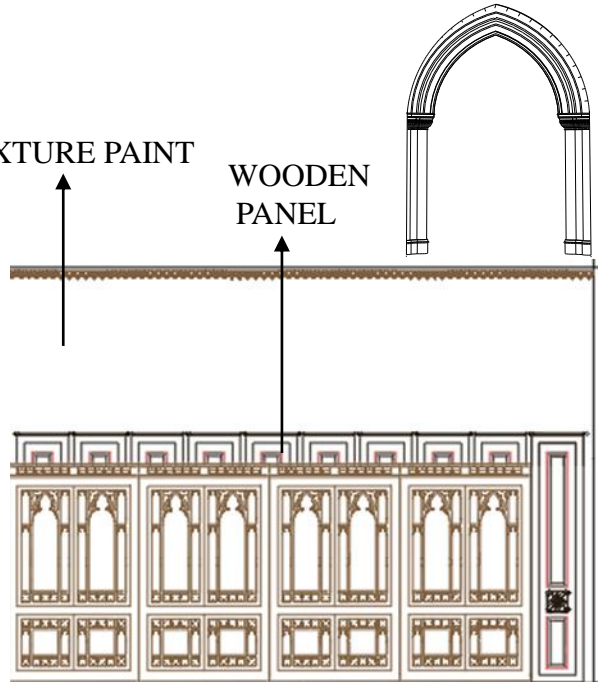
BOOK SELVE ELEVATION




READING AREA



TEXTURE PAINT

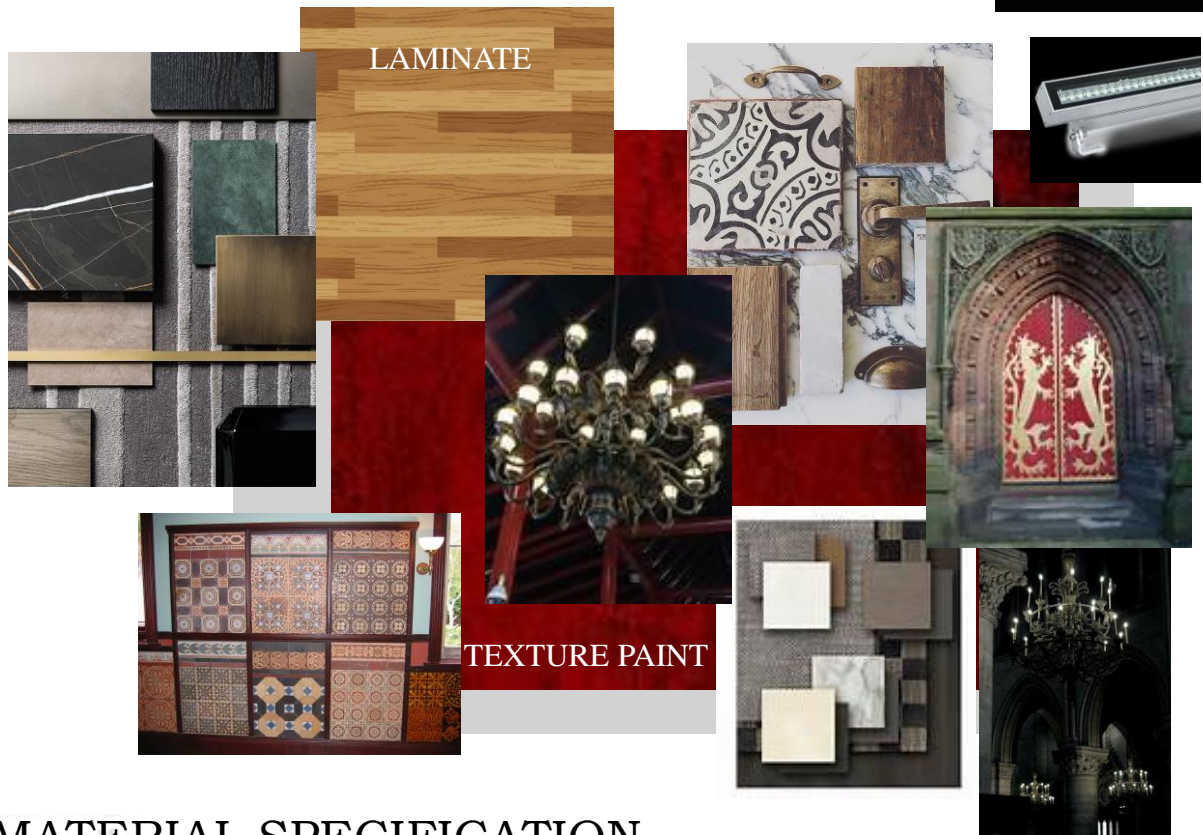
WOODEN
PANEL

BOOK SHELF ELEVATION



MOOD BOARD

DRAWING


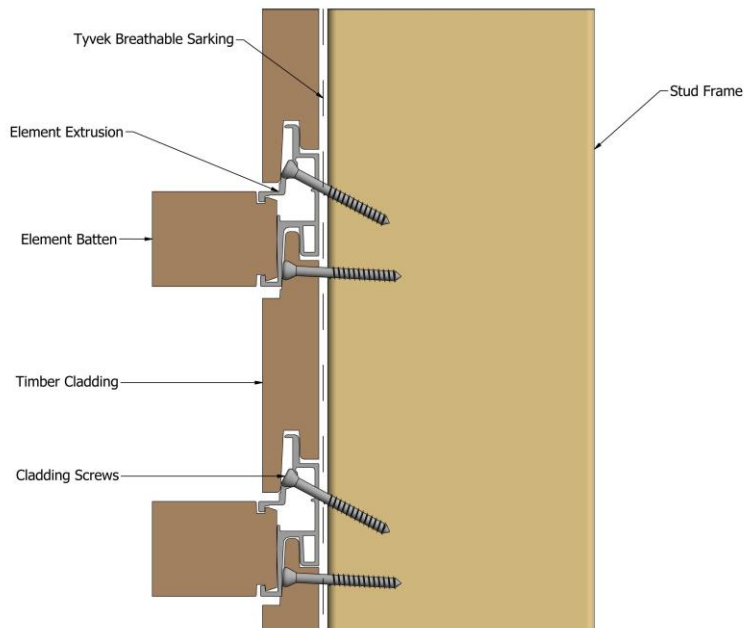


PUBLIC LIBRARY

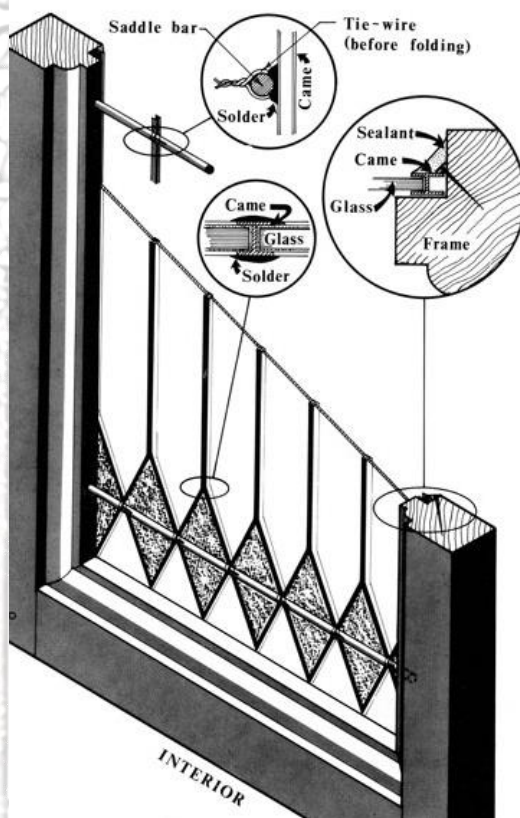
MATERIAL SPECIFICATION

AREA	MATERIAL	SIZE	RATE	COMPANY
WALL	TEXTURE PAINT WOODEN PANELLING	10 LITER (4-25) MM	RS.2000-6000	ASIAN PAINTS
FLOOR	TILE FLOORING	(600X600) MM		
CEILING	POP CEILING	(20-25)KG	RS. 3350?TON	BIRLA
LIGHTING	COB WORM LIGHT 3500K COOL WHITE 6500K LED LIGHTING	12WATT, 9 WATT 15WATT, 50 WATT	RS.(1400,870,1600,3500)	PHILIP
FURNITURE	TEAK WOOD	6-8 FT	RS. 1450CUBI C FT.	

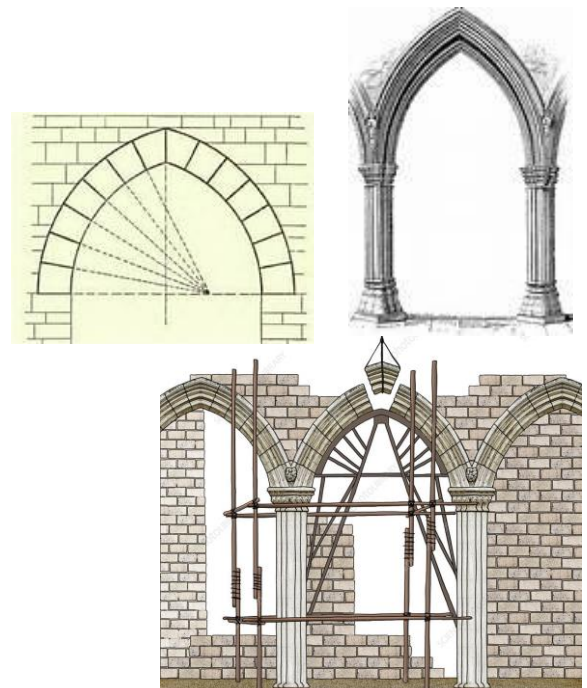
WOODEN PANEL DETAILS



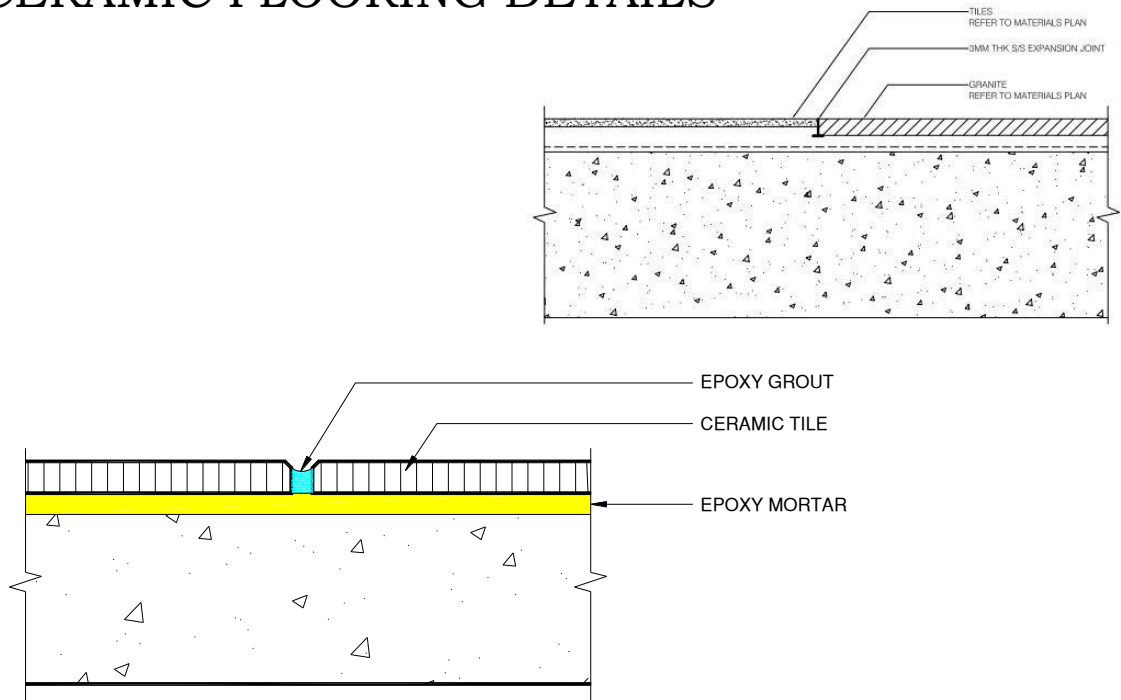
STAIN GLASS WINDOW DETAILS



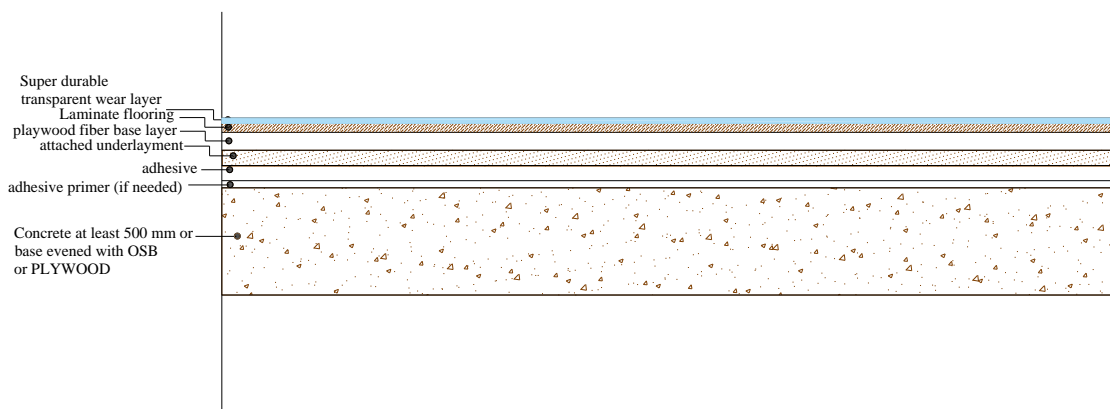

POINTED ARCH DETAILS



CERAMIC FLOORING DETAILS

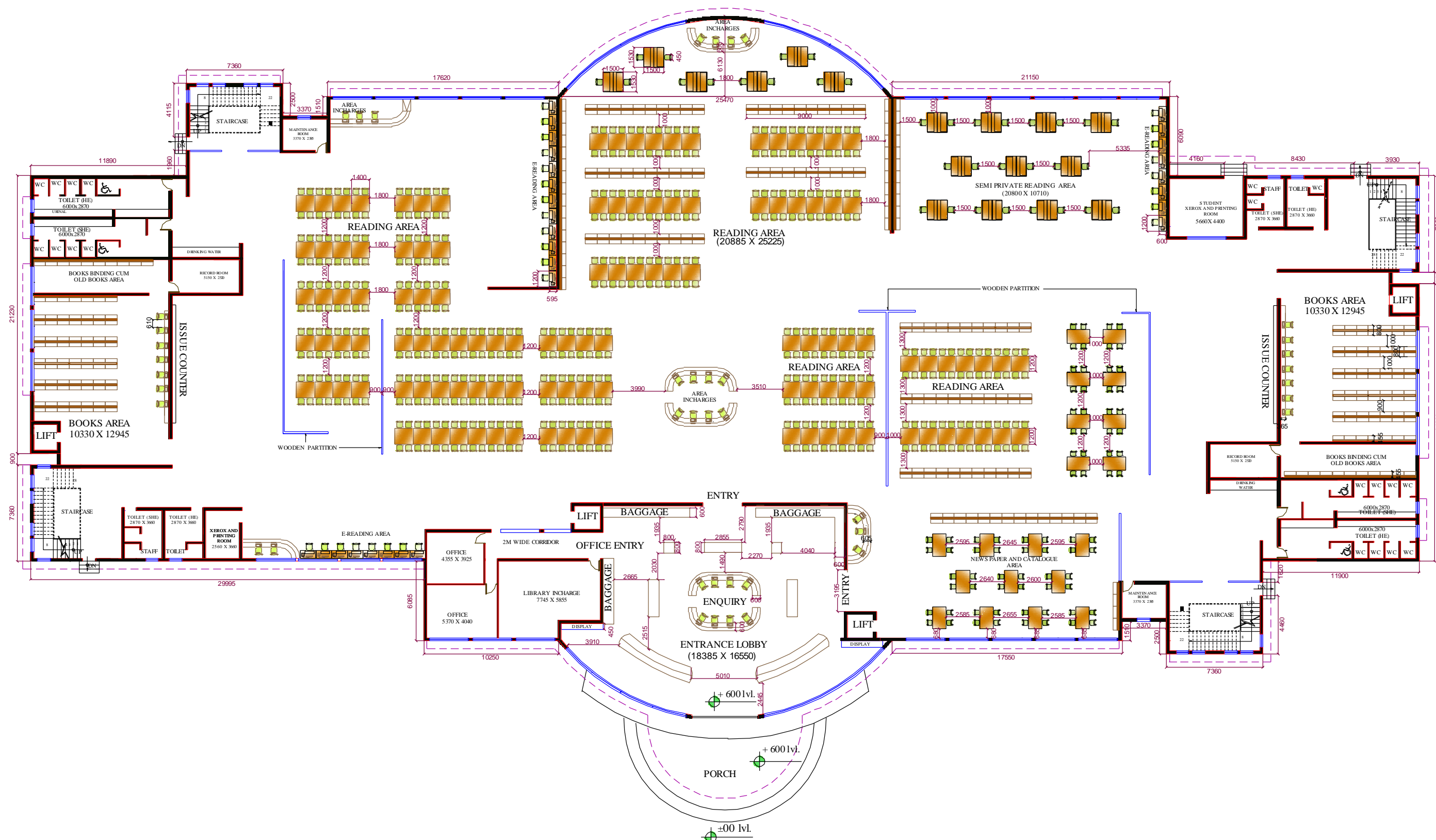


WOODEN FLOORING DETAIL

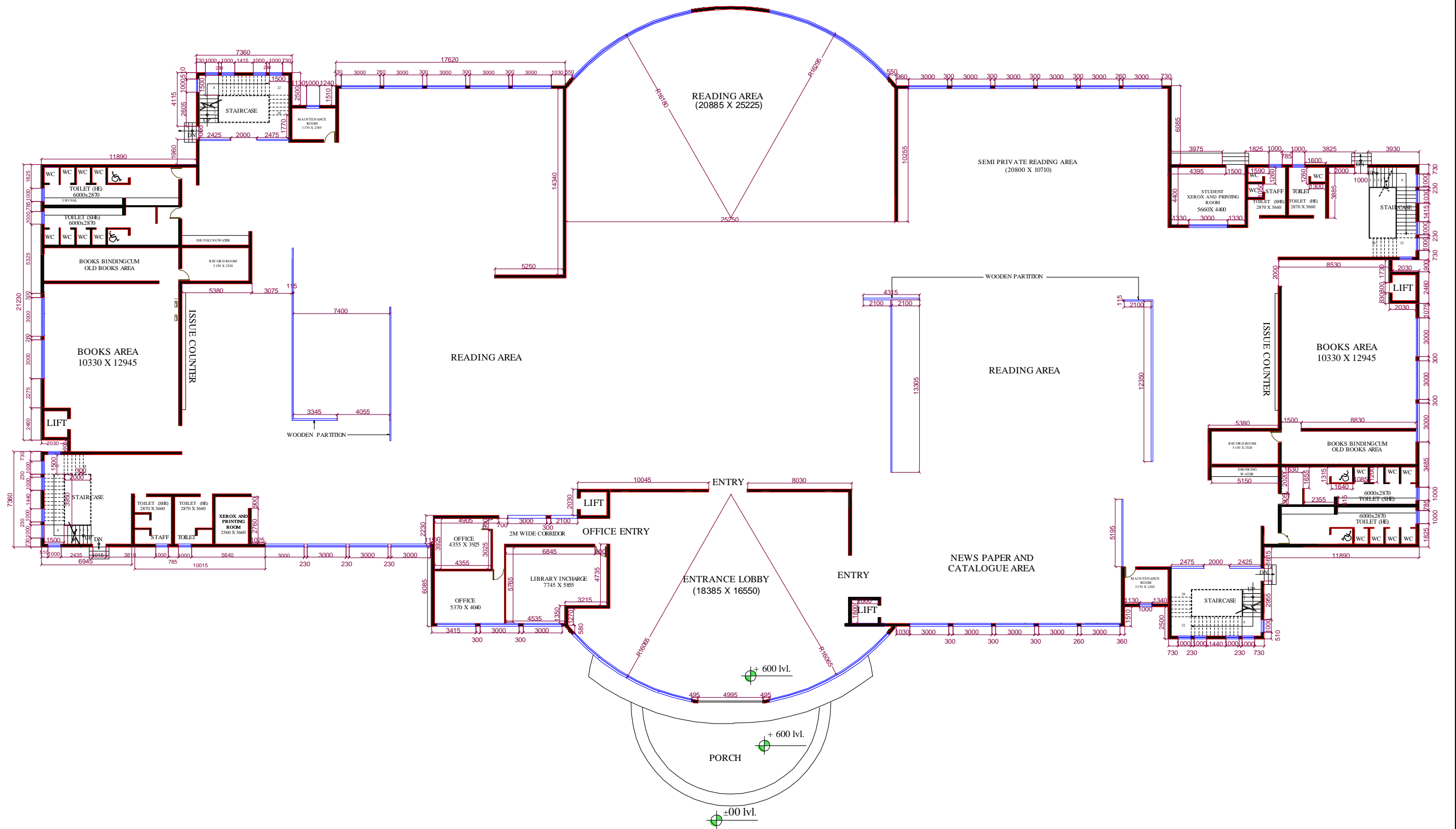


BIBLIOGRAPHY

- [https://interiordesign.lovetoknow.com/Gothic Interior Design](https://interiordesign.lovetoknow.com/Gothic_Interior_Design)
- <https://www.ronnathaninteriors.com/blog/eight-elements-to-create-a-gothic-interior/>
- <https://decor24online.com/gothic-style-main-trends-and-rules-of-interior-design/>
- https://search.yahoo.com/search;_ylt=AwrO_eN1ubdi92MH7DeJzbkF?p=GOthic+STYLE+INTERIOR+MATERIAL+MOOD+BOARD&type=E211US714G0&fr=mcafee&fr2=p%3As%2Cv%3Ai%2Cm%3Apivot&stype=web
- <https://www.invaluable.com/blog/gothic-architecture/>
- <https://www.metmuseum.org/about-the-met/collection-areas/the-american-wing/period-rooms/gothic-revival-library>
- NEUFERT STANDARDS
- TIME SEVER STANDARDS
- <https://bernadettelivingston.com/shop-by-style/gothic-style-furniture/>
- <https://www.hackrea.com/stories/gothic-bedroom-ideas/#:~:text=Gothic-style%20furniture%20is%20sturdy%20and%20durable.%20In%20the,hinges%2C%20and%20other%20elements%20were%20made%20of%20metal.>
- [https://en.wikipedia.org/wiki/Gothic architecture](https://en.wikipedia.org/wiki/Gothic_architecture)
- <https://www.warehouse-lighting.com/blogs/lighting-application-suggestions/library-lighting>
- <https://www.interiordezine.com/styles-and-periods/gothic/>
- <https://www.standardpro.com/3-basic-types-of-lighting/#:~:text=Types%20of%20fixtures%20that%20can%20provide%20general%20ambient,LED%20downlights%20Track%20light%20Floor%20lamp%20Table%20lamp>

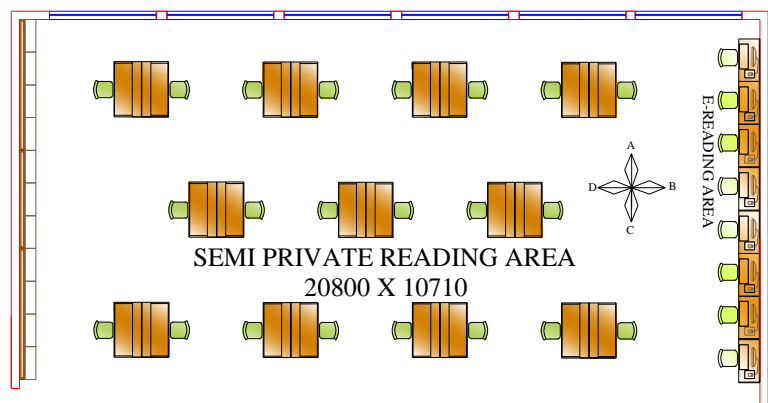


FURNITURE LAYOUT PLAN

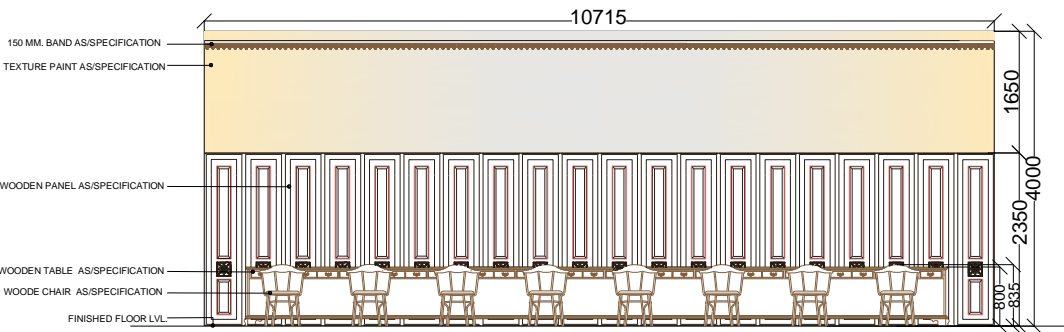


WORKING DRAWING PLAN

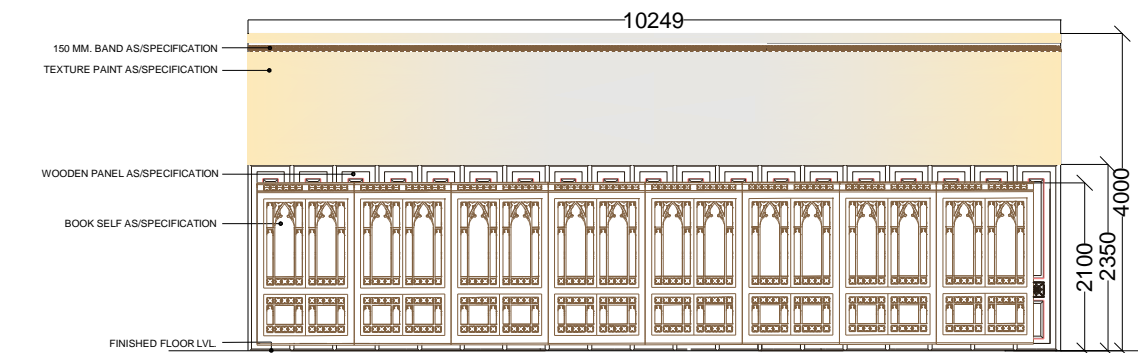
SEMI PRIVATE READING AREA




PLAN




ELEVATION WALL B



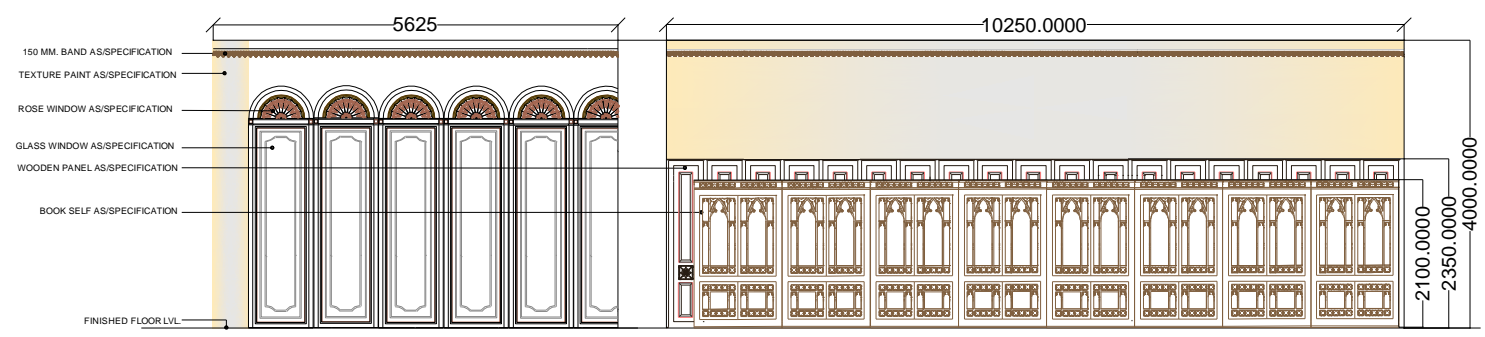
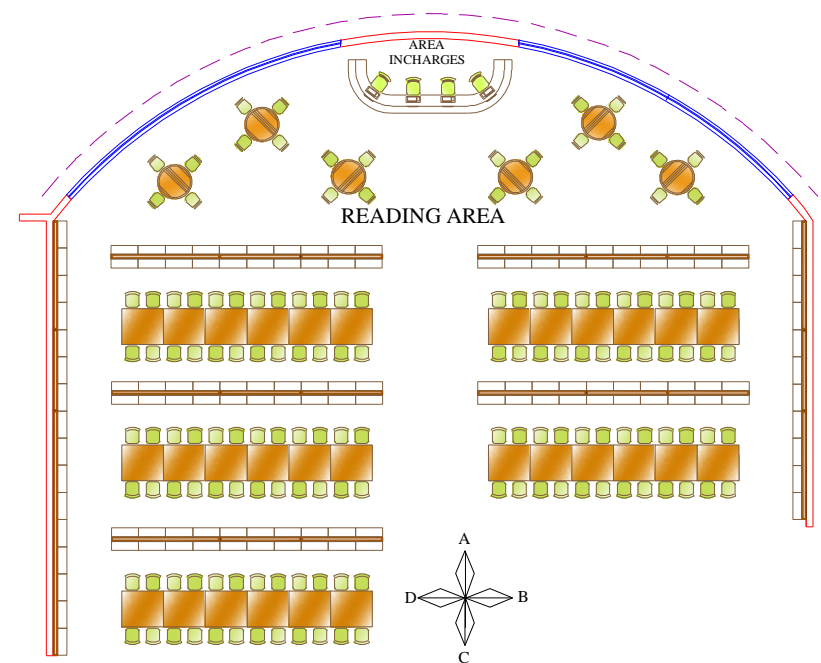
ELEVATION WALL D



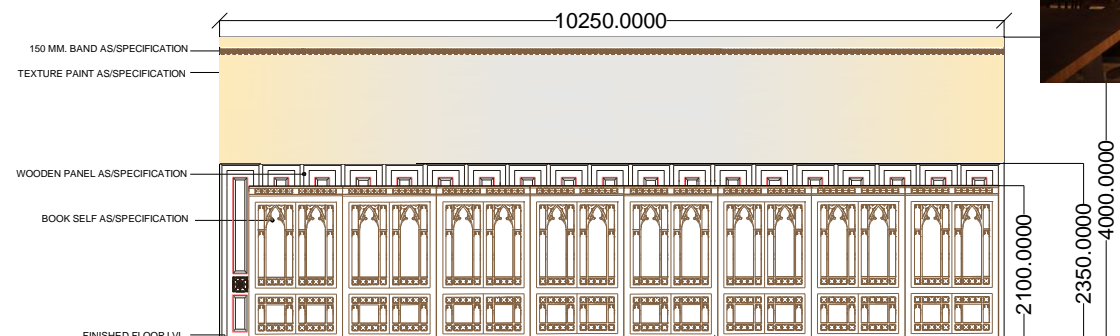
ELEVATION WALL A



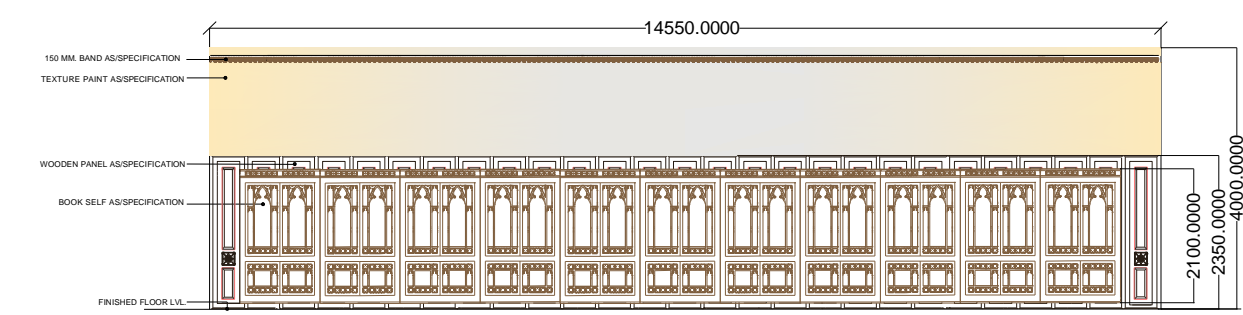

READING AREA



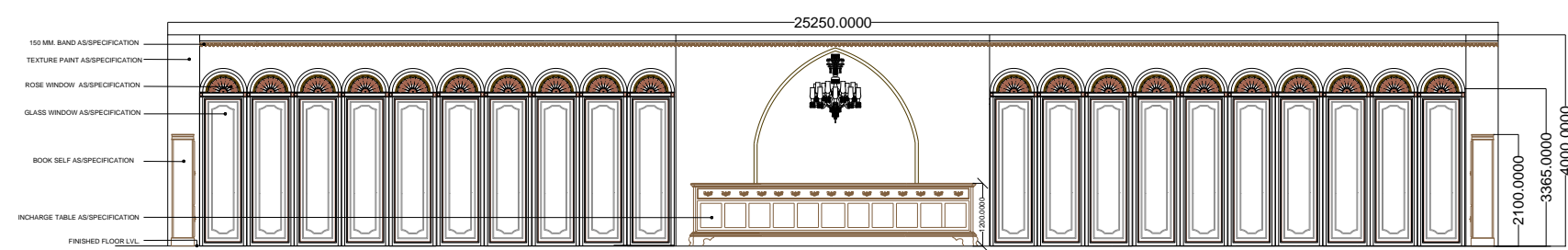
ELEVATION WALL B



ELEVATION WALL B



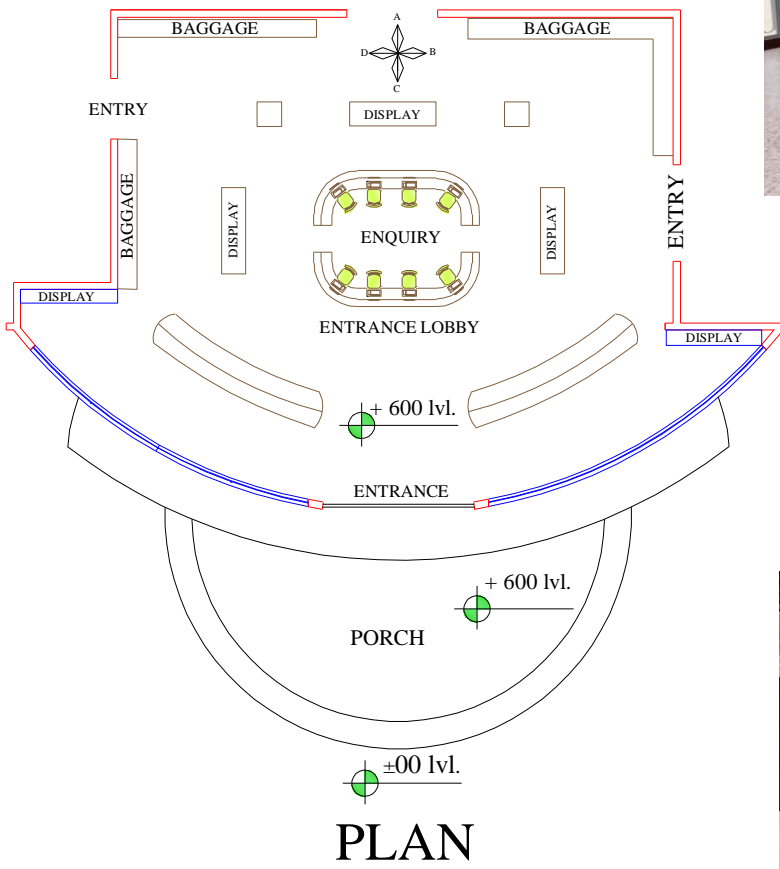
ELEVATION WALL D



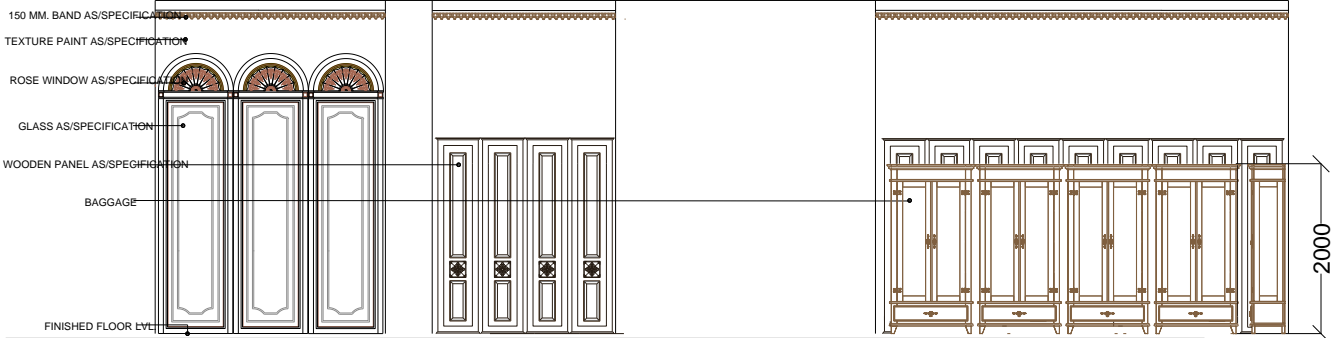
ELEVATION WALL A



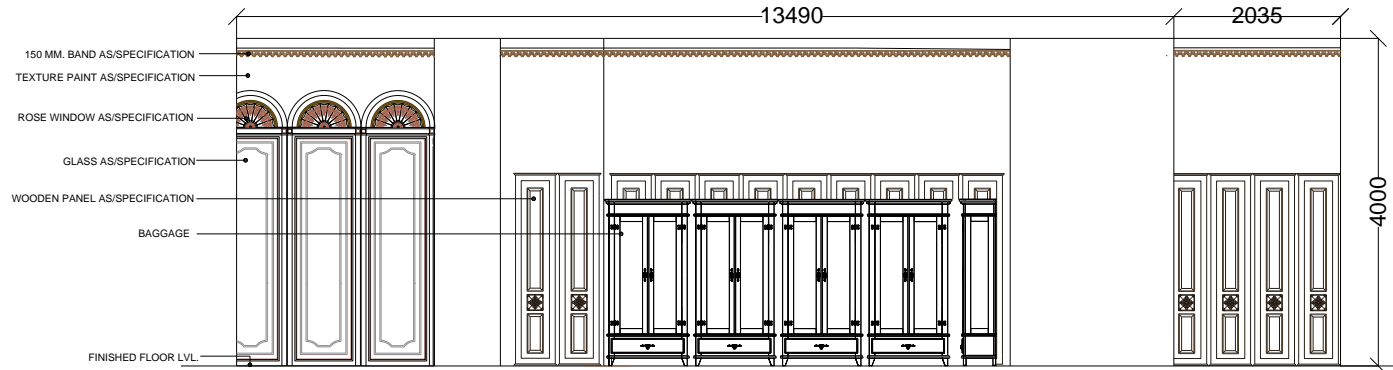
ENTRANCE LOBBY



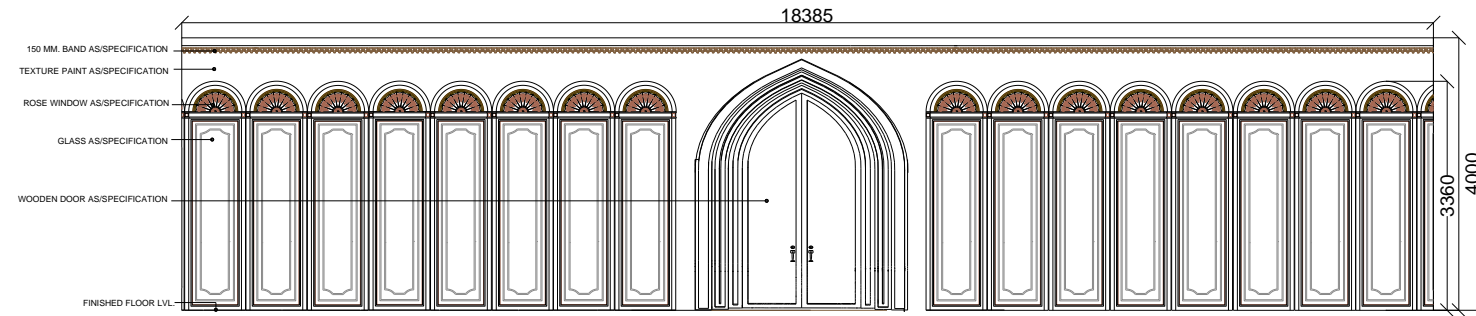
PLAN



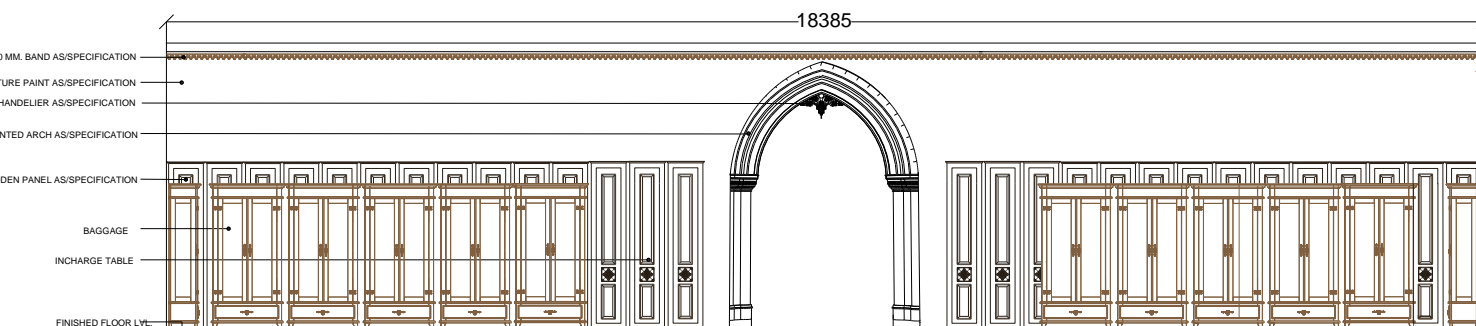
ELEVATION WALL B



ELEVATION WALL D



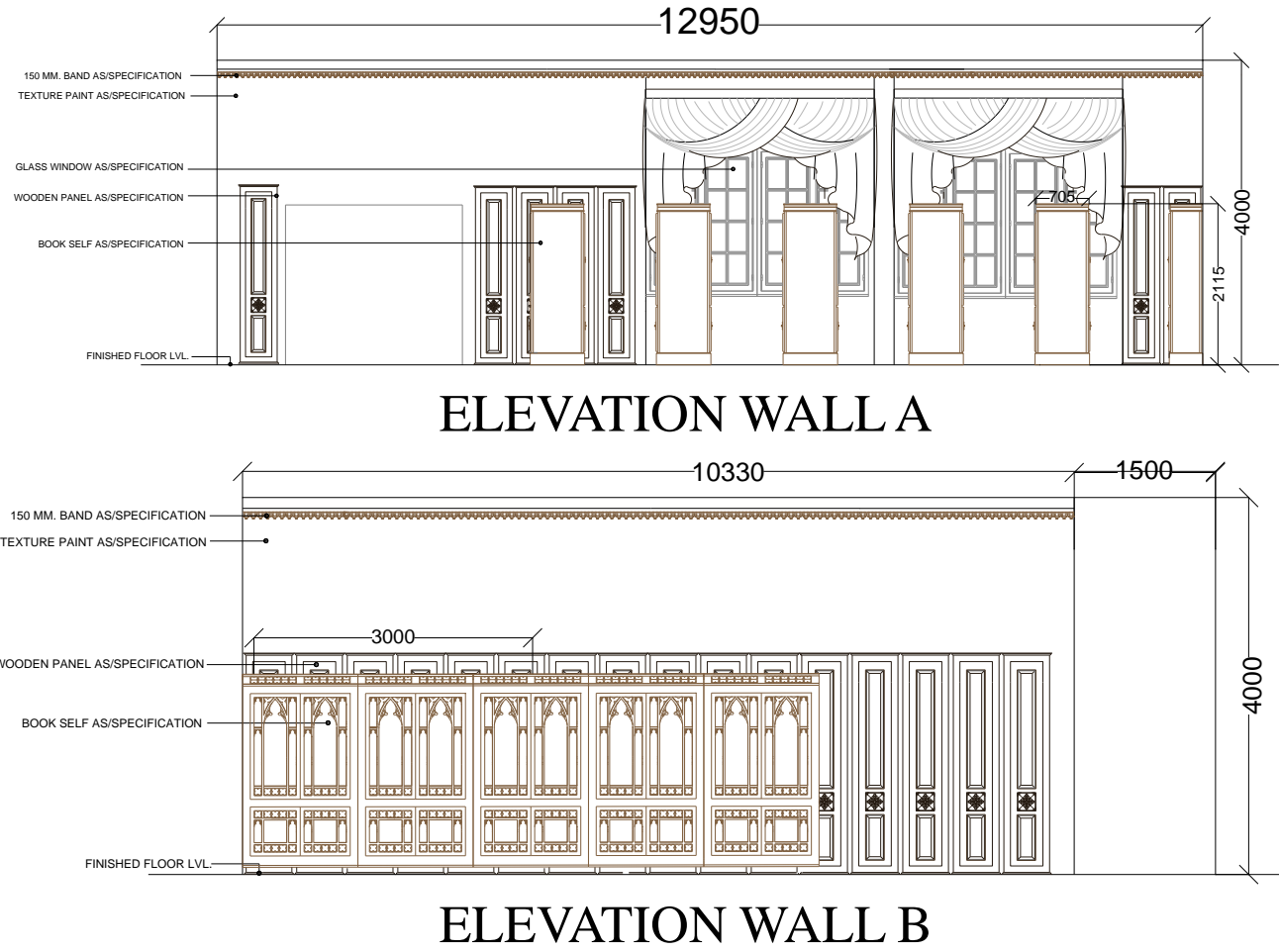
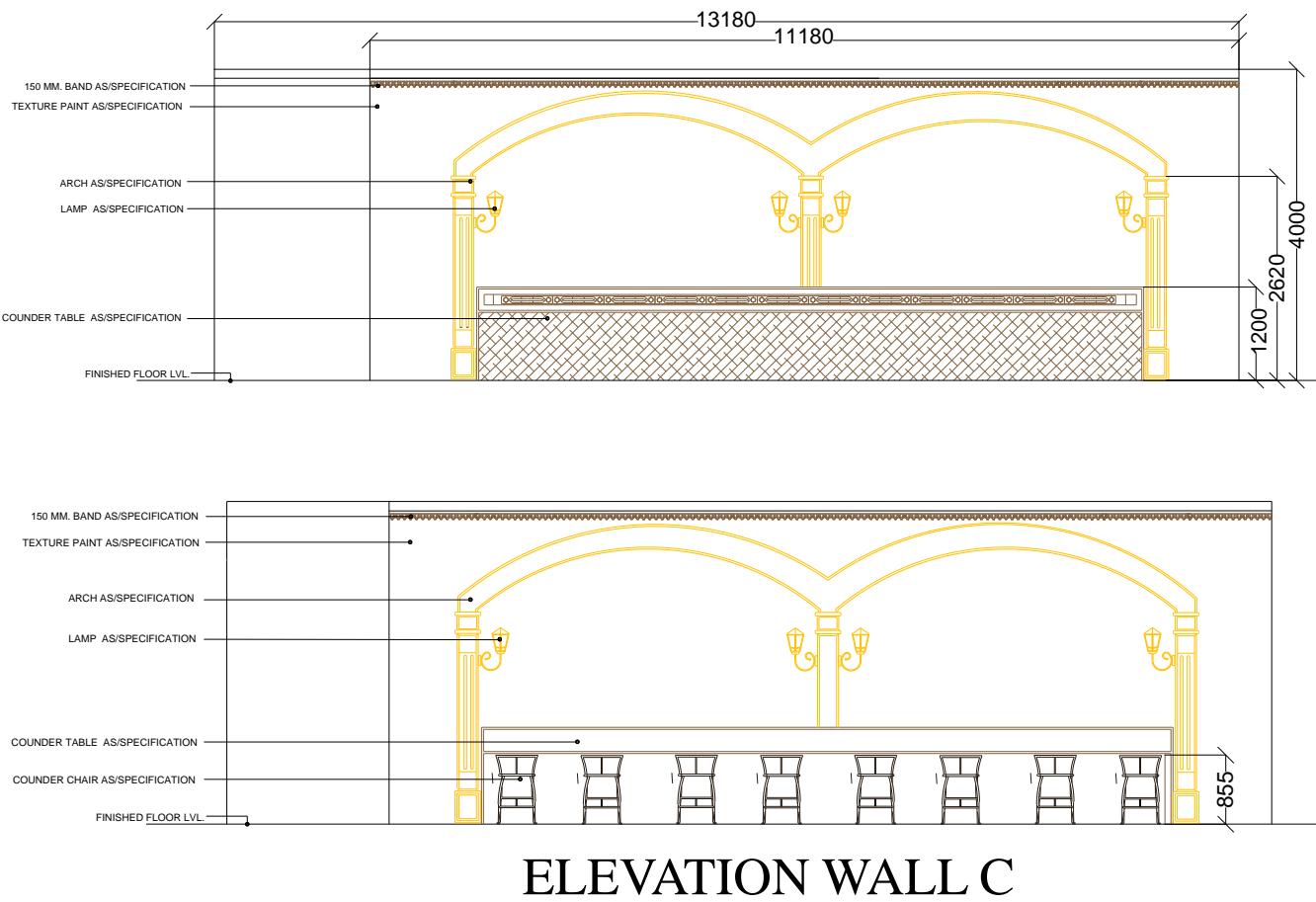


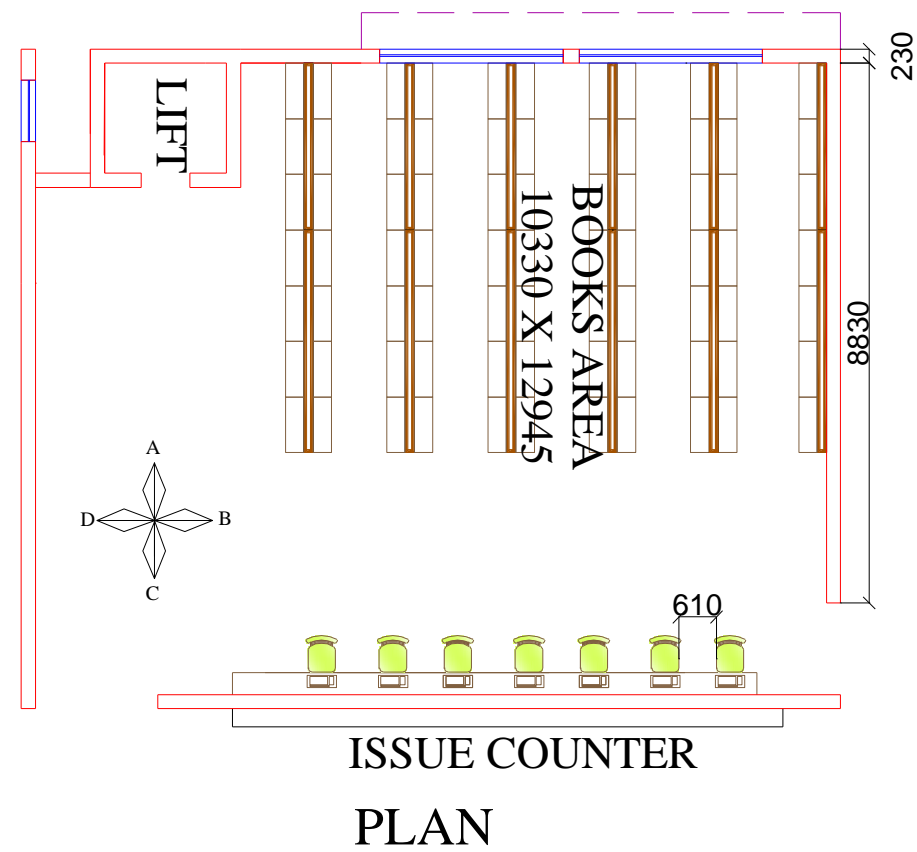
ELEVATION WALL C



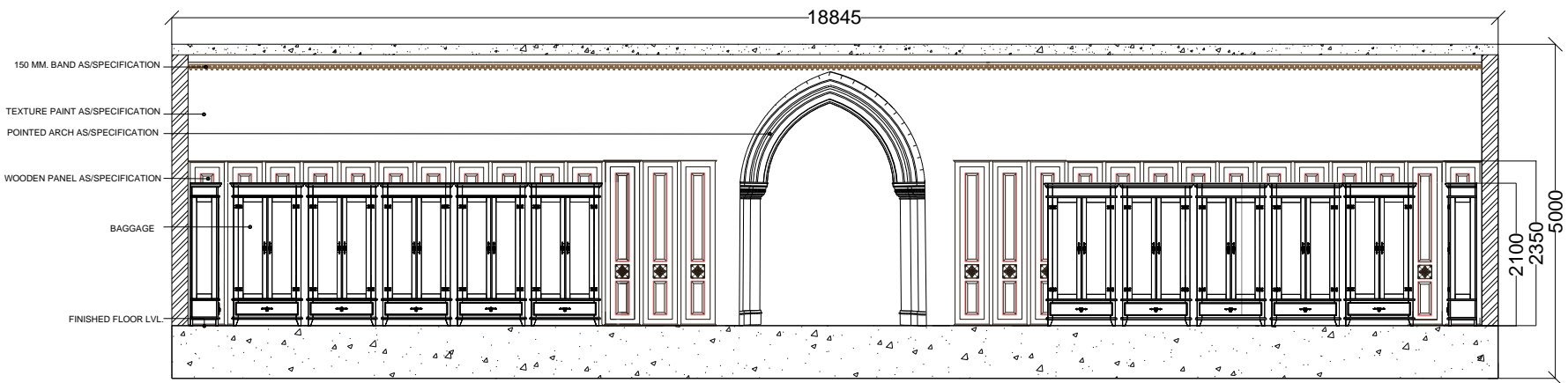
ELEVATION WALL A



BOOKS AREA



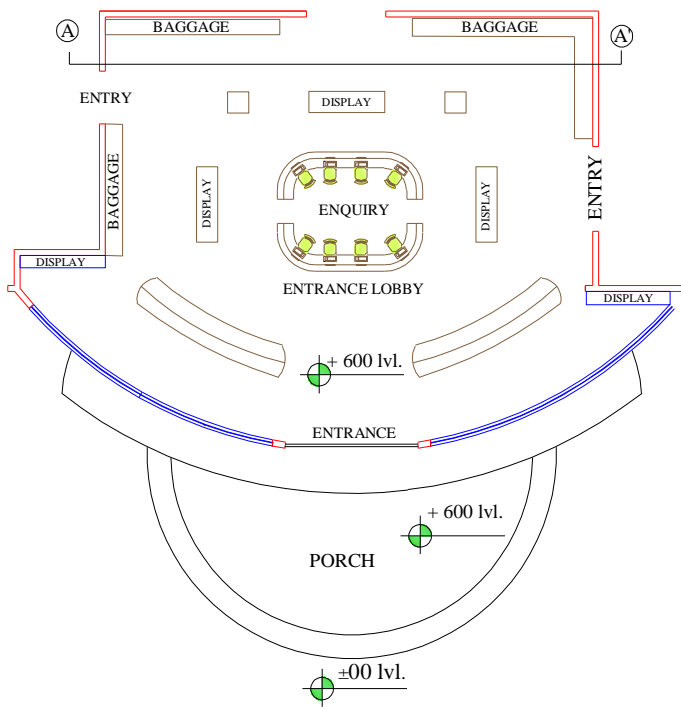
SECTIONS



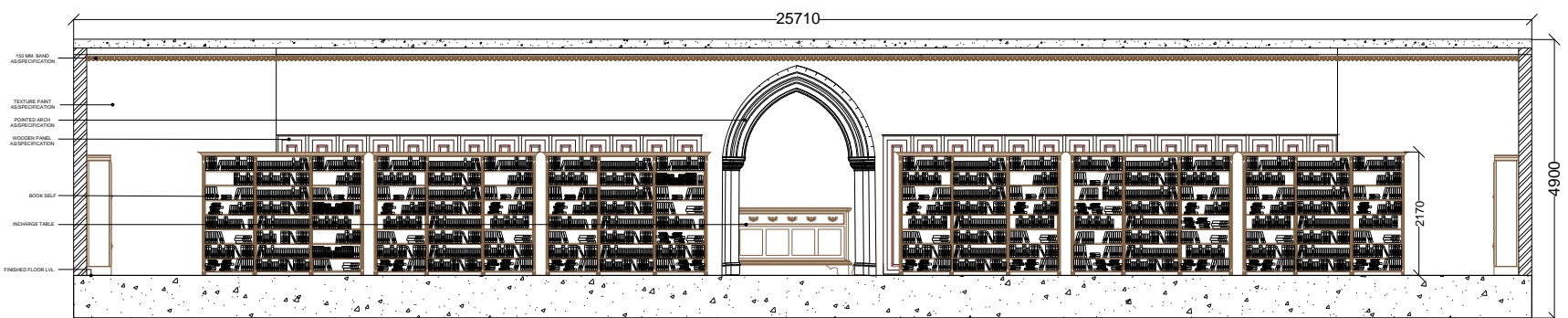
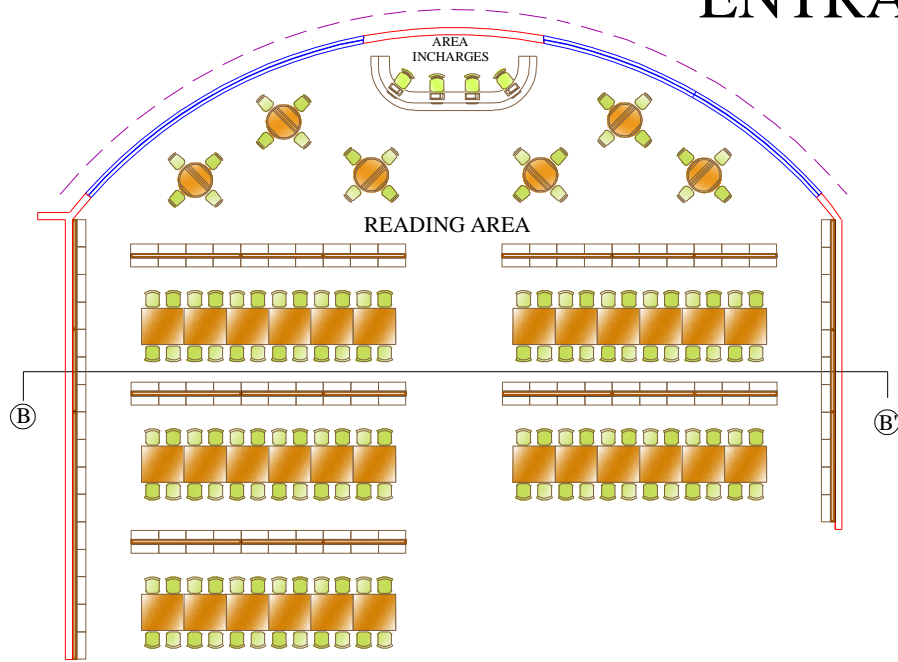
SECTION AA'



READING AREA

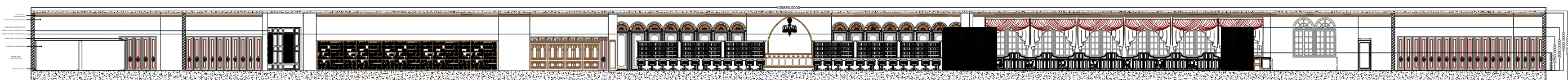


ENTRANCE LOBBY

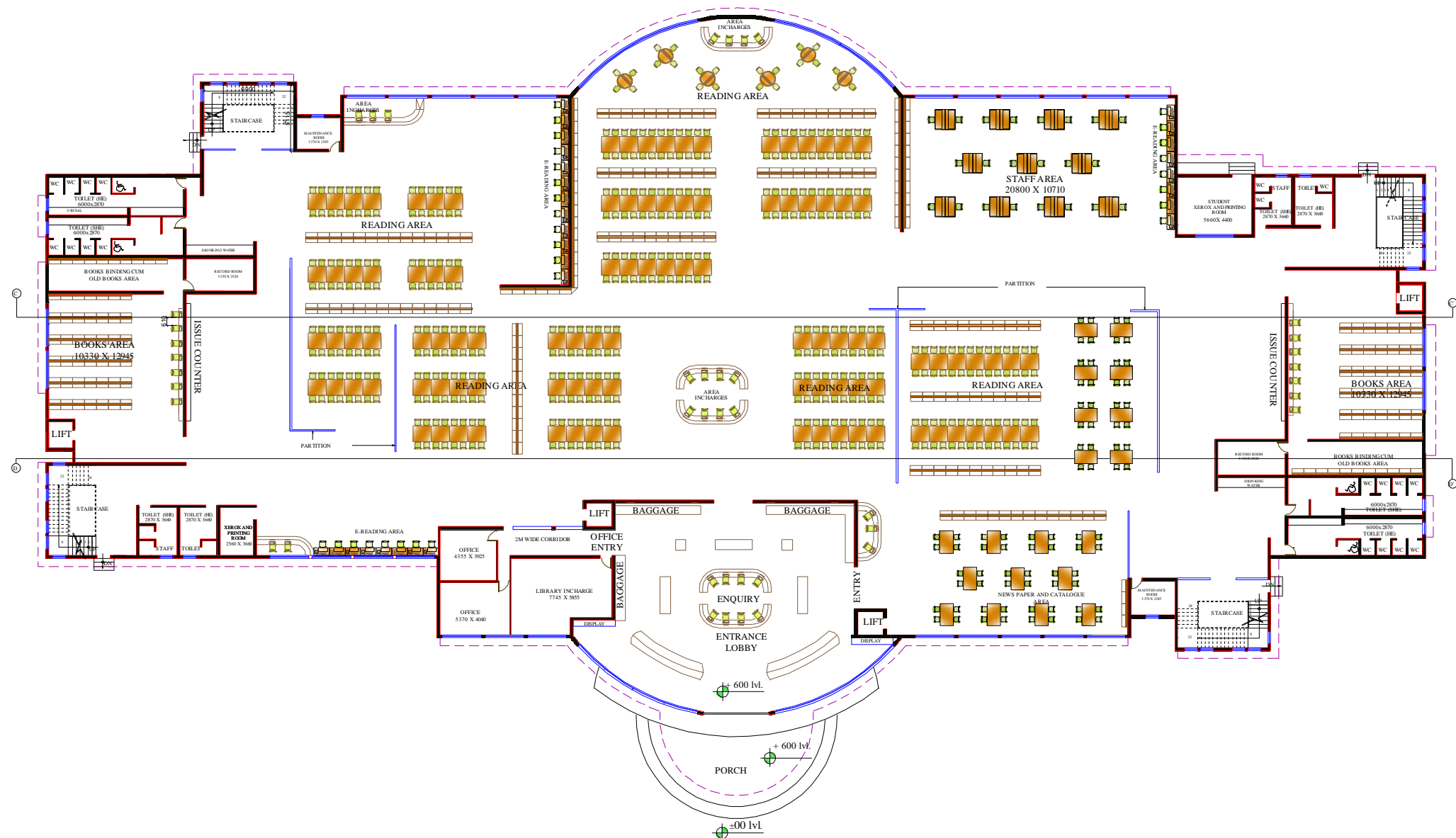


SECTION BB'

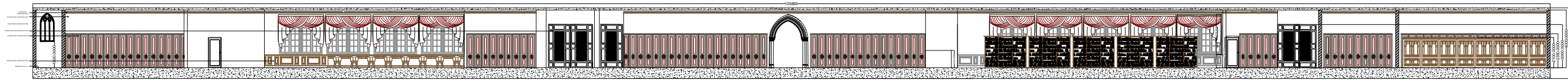
SECTIONS



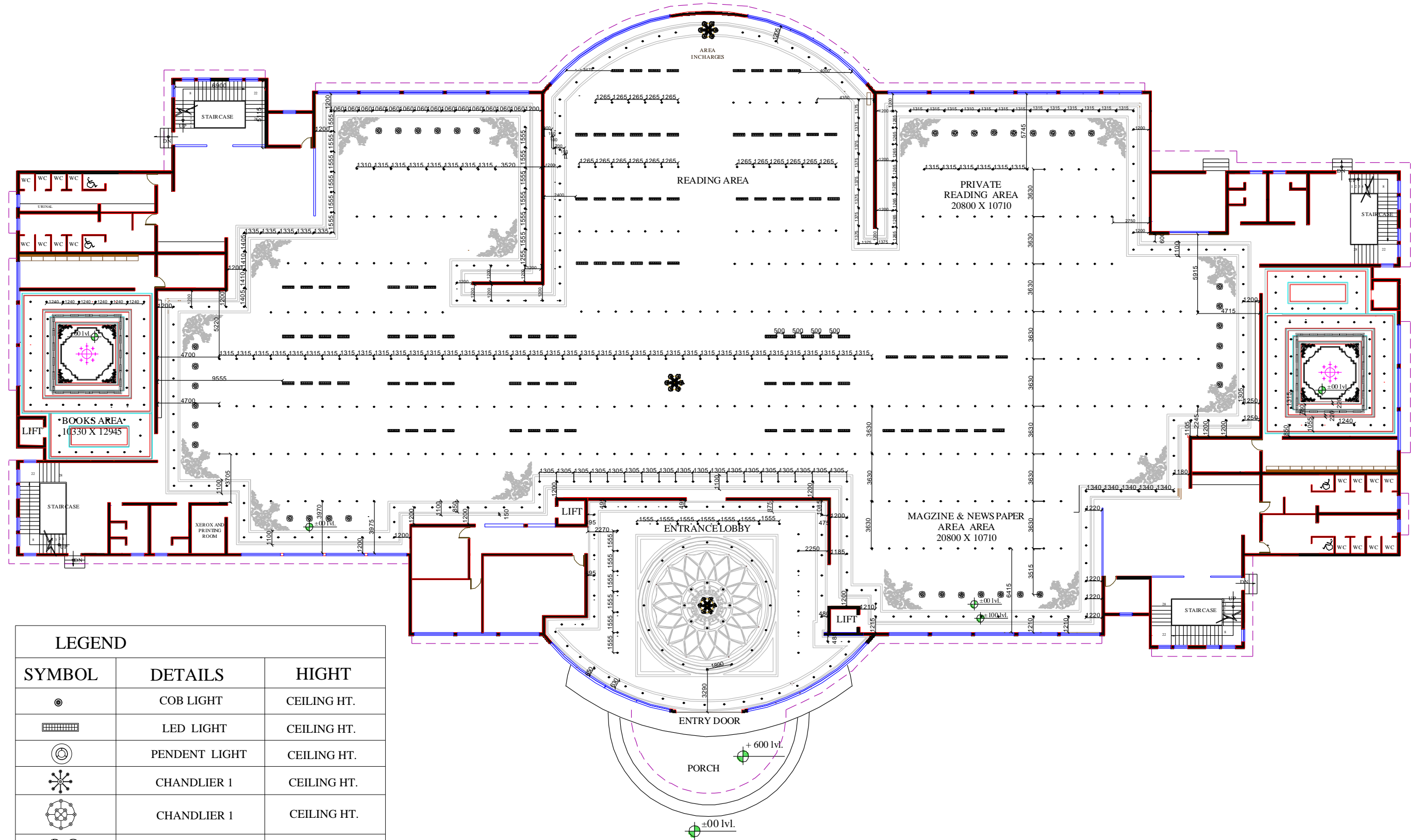
SECTION CC'



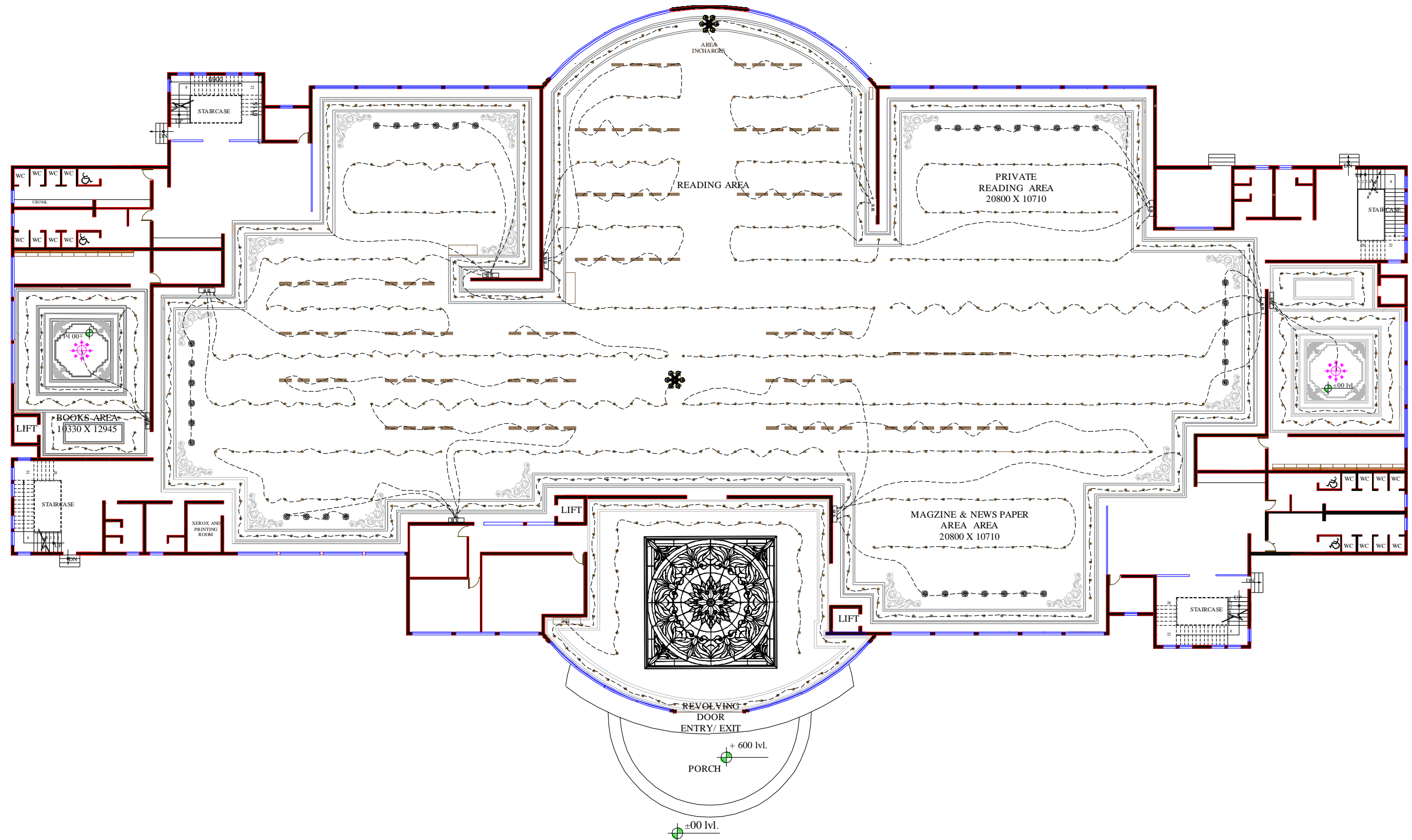
PLAN



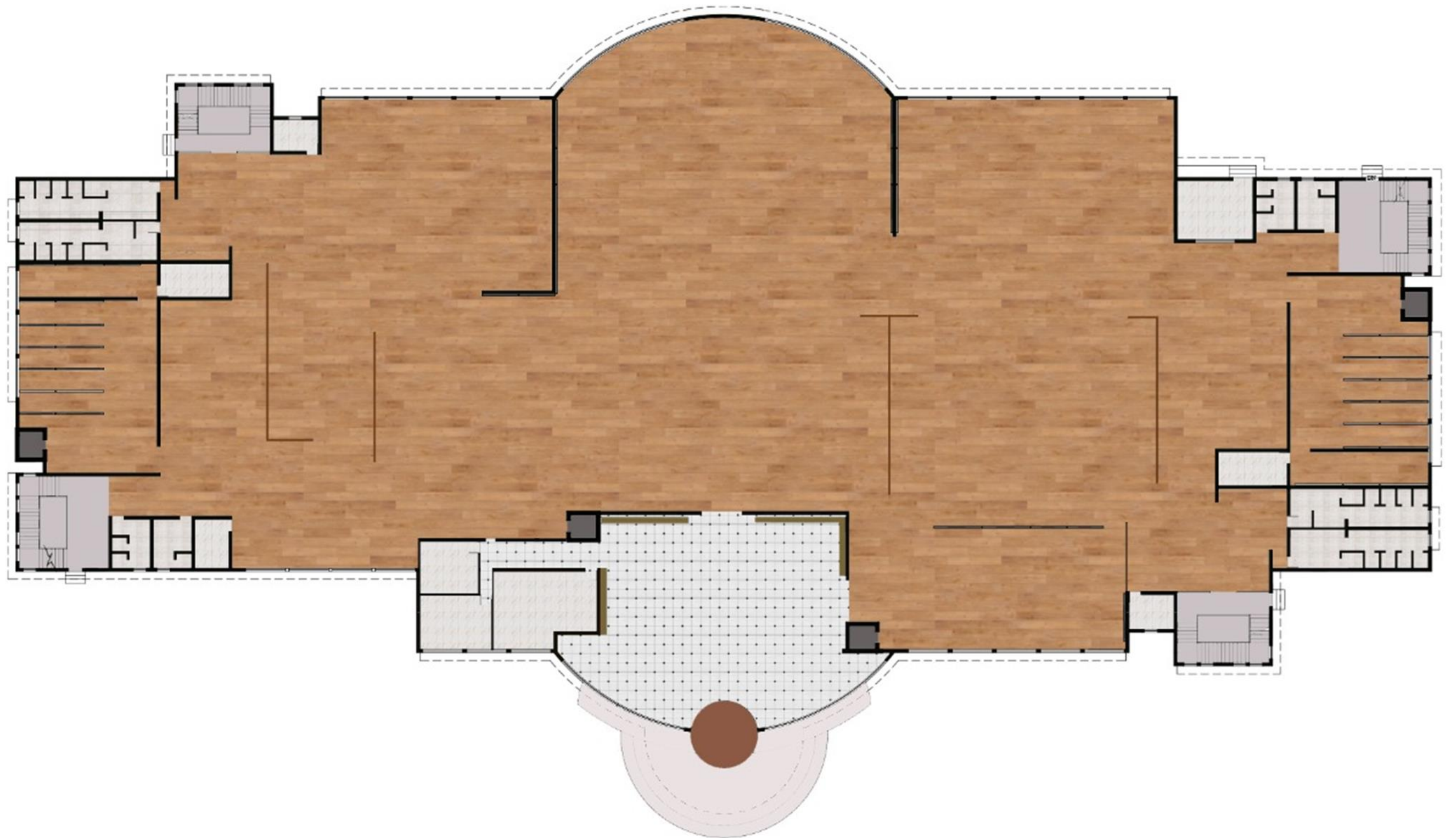
SECTION DD'



ELECTRICAL LIGHTING LAYPUT PLAN

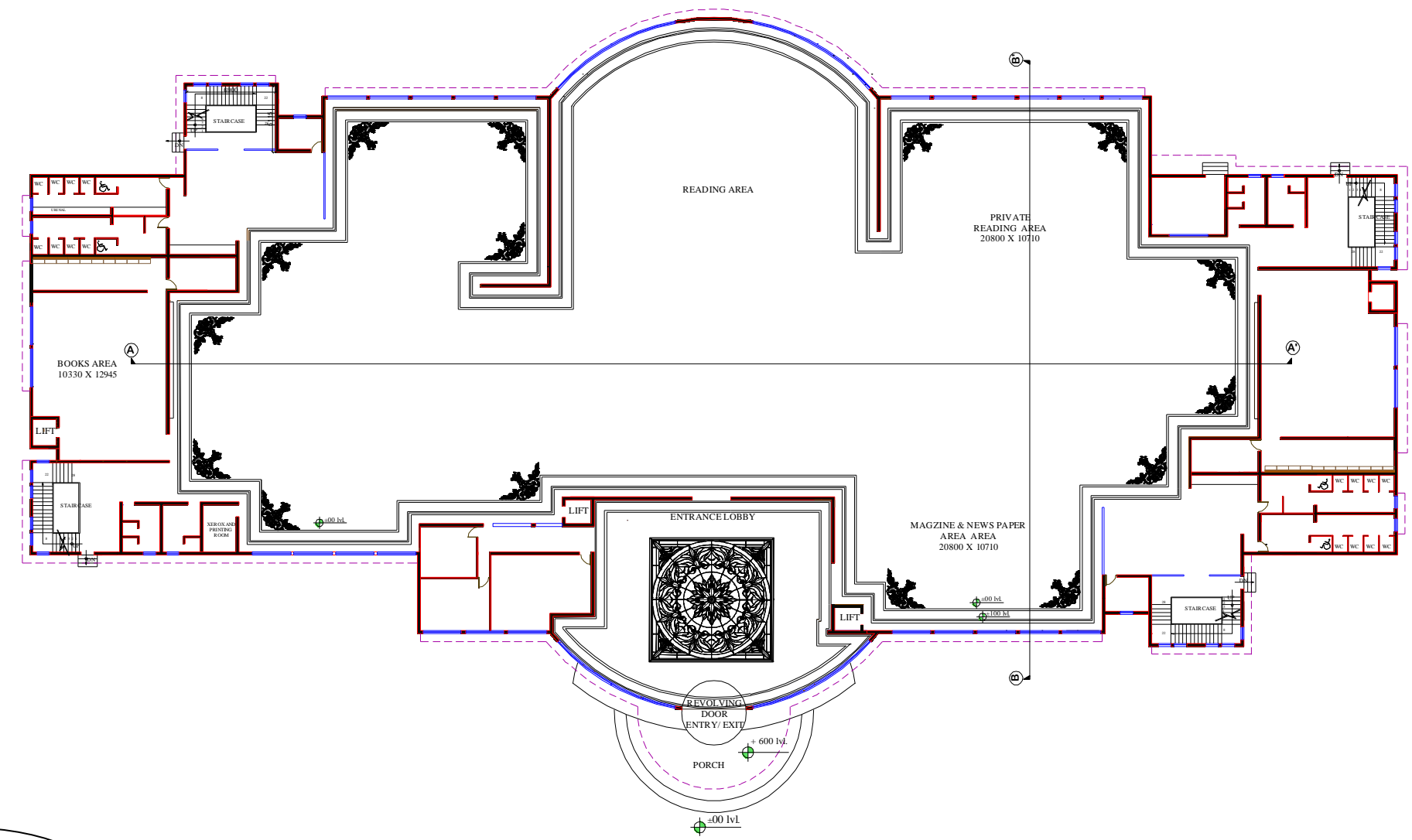


LOOPING PLAN

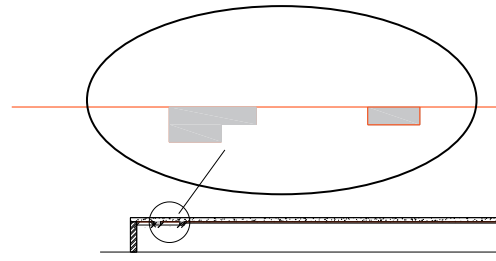


FLOORING RENDER PLAN

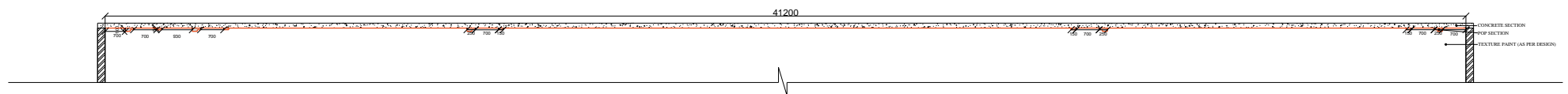
CEILING SECTION DETAILS



CEILING PLAN

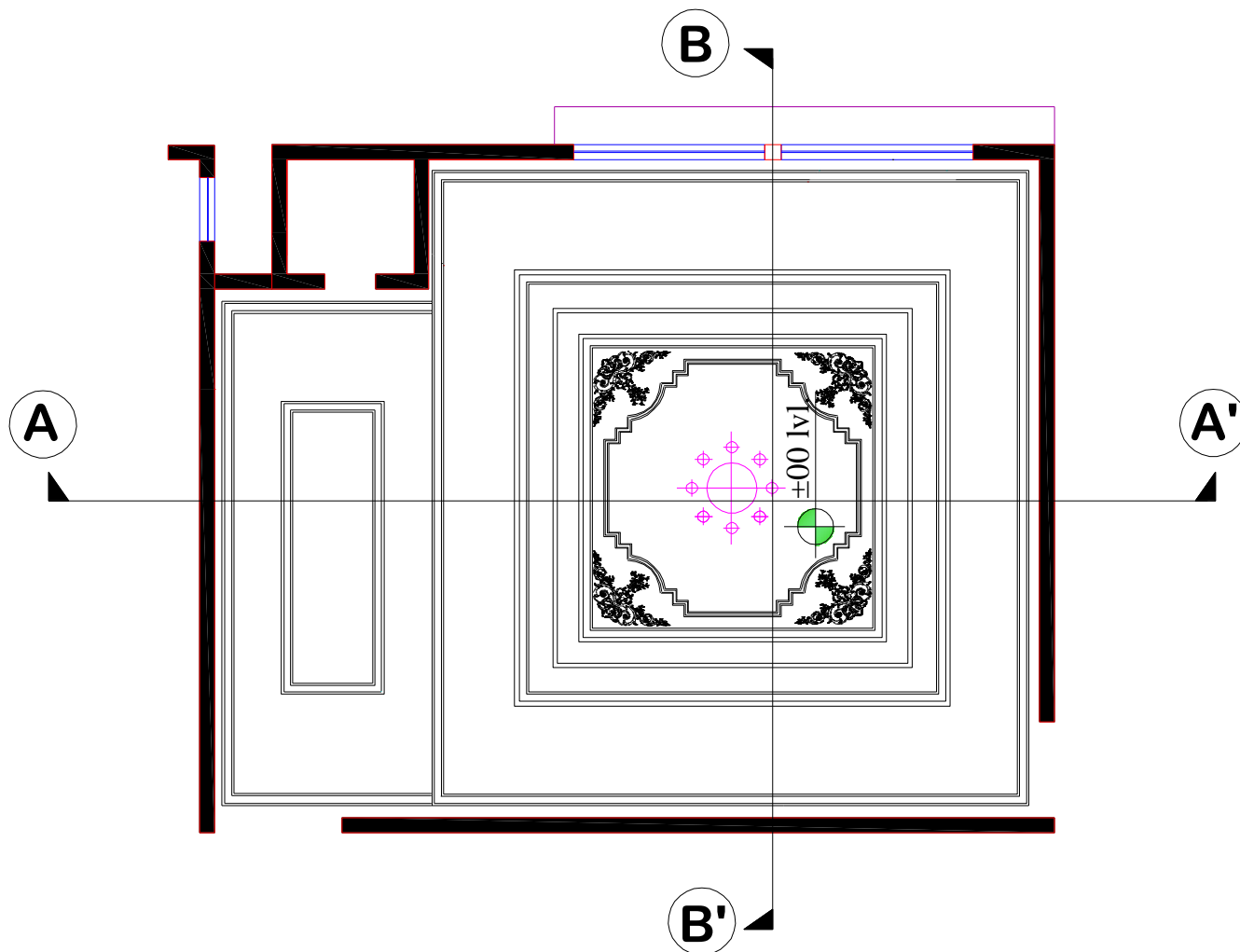


SECTION AA'

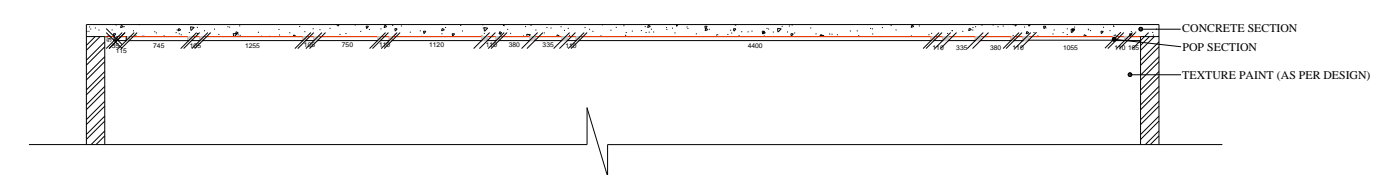


SECTION BB'

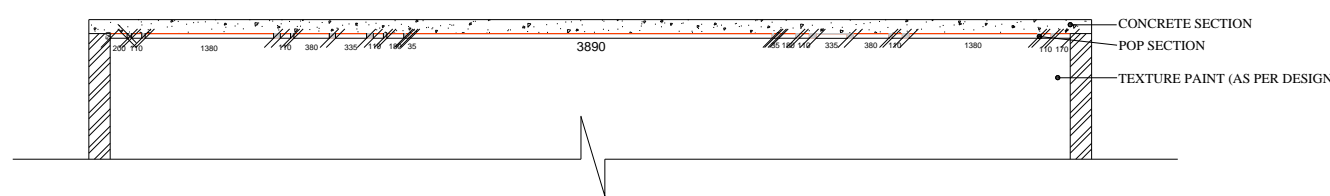
CEILING SECTION DETAILS



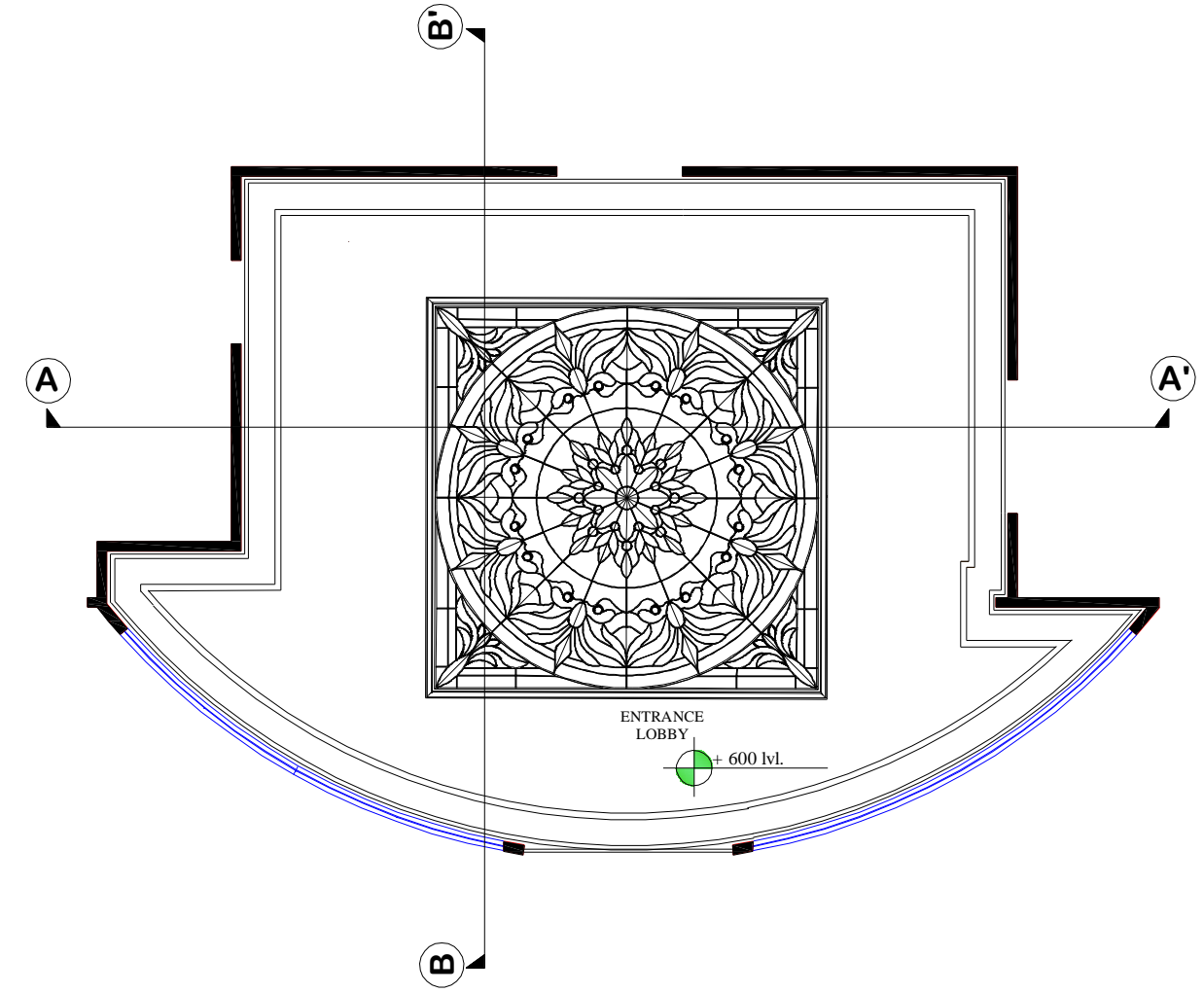
BOOKS AREA CEILING



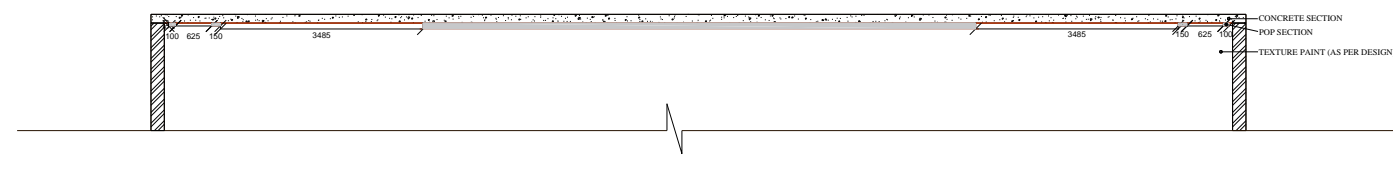
SECTION AA'



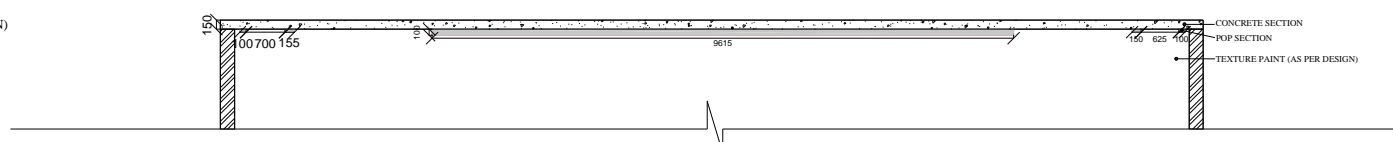
SECTION BB'



ENTRANCE LOBBY CEILING



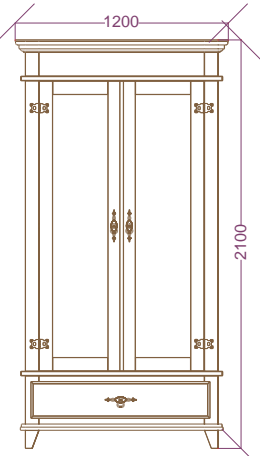
SECTION AA'



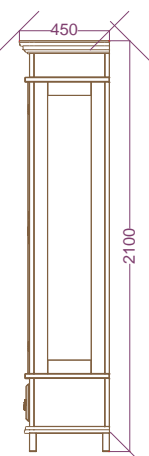
SECTION BB'

FURNITURE DETAILS

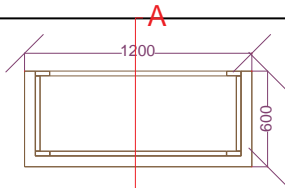
BAGGAGE COUNTER



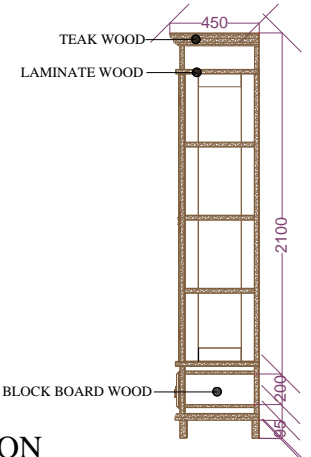
FRONT ELEVATION



SIDE ELEVATION



PLAN

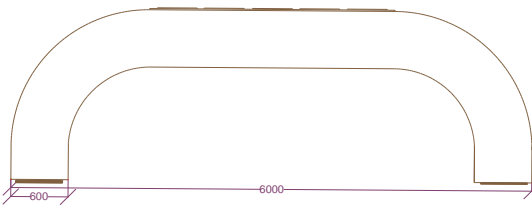


SECTION AA'

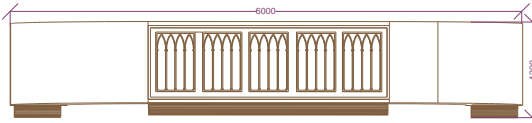


3D

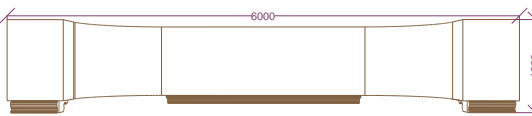
RECEPTION COUNTER



PLAN



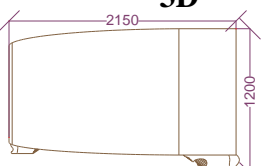
FRONT ELEVATION



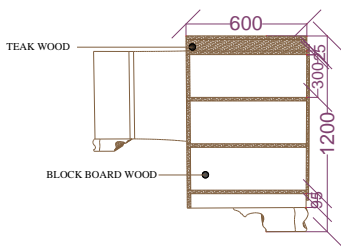
BACK ELEVATION



3D




SIDE ELEVATION



SECTION AA'

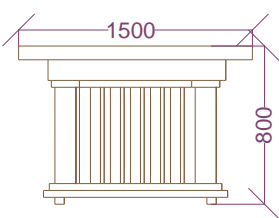
READING TABLE



PLAN

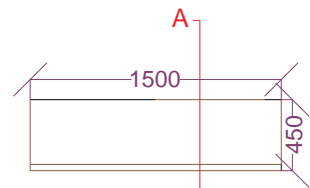


SIDE ELEVATION

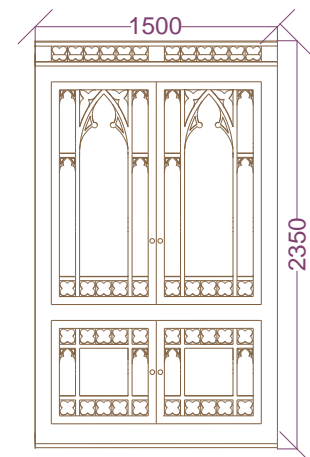


SIDE ELEVATION

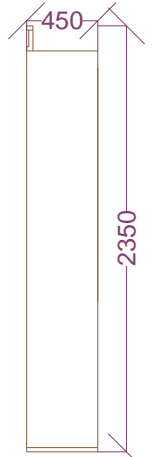
BOOK SELVE



PLAN



FRONT ELEVATION



SIDE ELEVATION



SECTION AA'



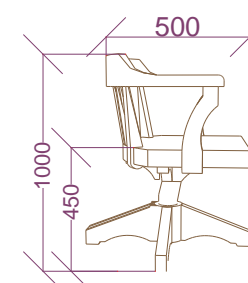
3D



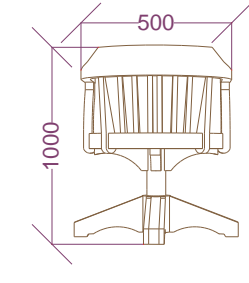
WOODEN CHAIR



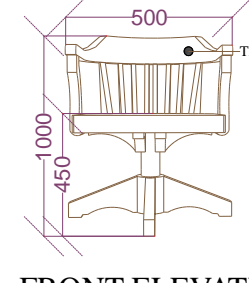
3D



SIDE ELEVATION



BACK ELEVATION

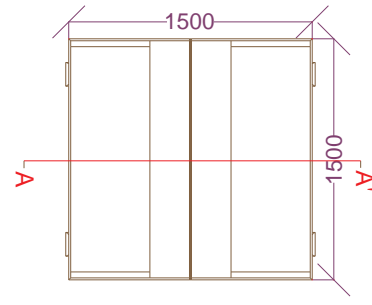


FRONT ELEVATION

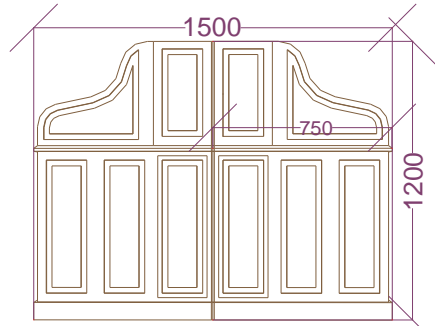
TABLE



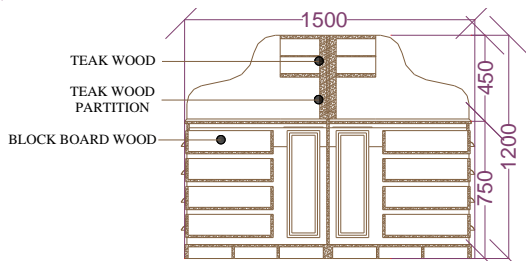
3D



PLAN



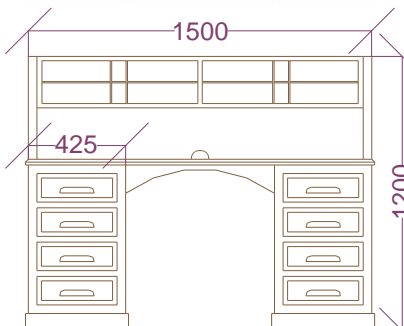
SIDE ELEVATION



SECTION AA'



3D



FRONT ELEVATION