

prākṛitī

**HOLISTIC CENTRE FOR LIVING, LEARNING &
HEALING.**

PRAYAGRAJ, U.P

**A Thesis Submitted
in Partial Fulfillment for the Requirements
for the Degree of**

BACHELOR OF ARCHITECTURE

BY

MIENAL AGARWAL

(ENROLLMENT NO. 1170101019)

UNDER THE GUIDANCE OF

AR. MOHIT SACHAN

ASSISTANT PROF. BBDU, LUCKNOW

TO THE

SCHOOL OF ARCHITECTURE & PLANNING

SESSION – 2017-22



BBD UNIVERSITY

**BABU BANARASI DAS UNIVERSITY,
LUCKNOW**

ACKNOWLEDGEMENT

The journey which started 5 years ago has culminated....as I step into the world a series of people flash in my memory without whose support and good will this journey wouldn't have been easy and free flowing.

To start with. First and foremost gratitude towards almighty God for his blessings. Then I would like to thank all my faculty members who have supported and guided me all these memorable

5 years.

I would like to thank my thesis guide **Ar. Mohit sachan** who has been extremely co-operative since the very beginning and who helped me to utilize my skills and creativity to the utmost.

Words are not sufficient to express gratitude, therefore a special thanks to my beloved one and life partner **Ar. Arpit Chaurasia**, for his valuable guidance and support whenever I needed, which has promoted my efforts in all stages of the thesis till completion. Then my **family members** for encouragement.

Lastly the juniors for all kind concern and support.

I have put in **my best of efforts** and worked day and night to make this project a success. hope you too will appreciate my endeavour.....

BABU BANARASI DAS UNIVERSITY, LUCKNOW

CERTIFICATE OF THESIS SUBMISSION FOR EVALUATION

1. Name –MIENAL AGARWAL

3. Thesis title - PRAKRITI- HOLISTIC CENTRE PRAYAAGRAJ ,UTTAR PRADESH

4. Degree for which the thesis is submitted - BACHELOR OF ARCHITECTURE

5. Faculty of the University to which the thesis is submitted

.....

6. Thesis Preparation Guide was referred to for preparing the thesis. YES ☐ NO ☐

7. Specifications regarding thesis format have been closely followed. YES ☐ NO ☐

8. The contents of the thesis have been organized based on the guidelines. YES ☐ NO ☐

9. The thesis has been prepared without resorting to plagiarism. YES ☐ NO ☐

10. All sources used have been cited appropriately. YES ☐ NO ☐

11. The thesis has not been submitted elsewhere for a degree. YES ☐ NO ☐

12. Submitted 3 spiral bound copies plus one CD. YES ☐ NO ☐

.....
Signature(s) of the Guide
AR. MOHIT SACHAN
BBDU, Lucknow.

(Signature of the Candidate)
Name: MIENAL AGARWAL
Enrollment No.: 1170101019

BABU BANARASI DAS UNIVERSITY

B. Arch Thesis 2018-2019

Certificate

Name of Student: MIENAL AGARWAL

Roll no. 1170101019

Department:- SCHOOL OF ARCHITECTURE &
PLANNING

Thesis Title (in capital): PRAKRITI- HOLISTIC CENTRE

Thesis guide: ...**AR. MOHIT SACHAN**

Remarks: Satisfactory / not Satisfactory

(in case of not Satisfactory give
comments):

.....
...

**Sign of Thesis
Guide**

Thesis coordinator

**Sign of Head of
Department**

**Sign of External
Examiner 1**

**Sign of External
Examiner 2**

**Sign of Dean of
School**

INTRODUCTION :-

HOLISTIC CENTRE-

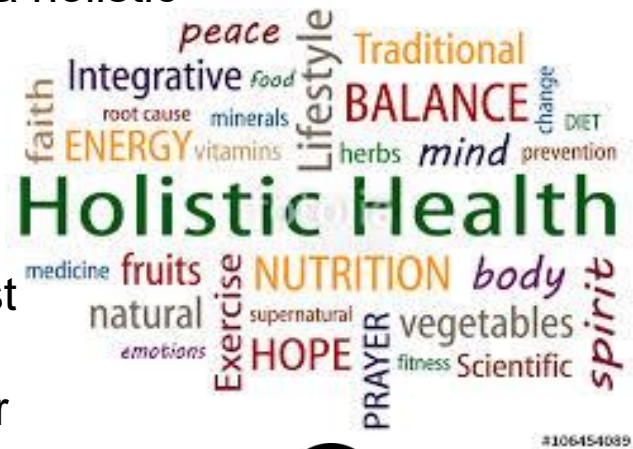
Treating a range of conditions that affect mind, body, and spirit. Addiction, mental illness, self-harming behaviors: these conditions affect an individual's entire life and require a holistic approach to treatment.



HOLISTIC APPROACH –

Means to provide support that looks at the whole person, not just their mental health needs. The support should also consider their physical, emotional, social and spiritual wellbeing.

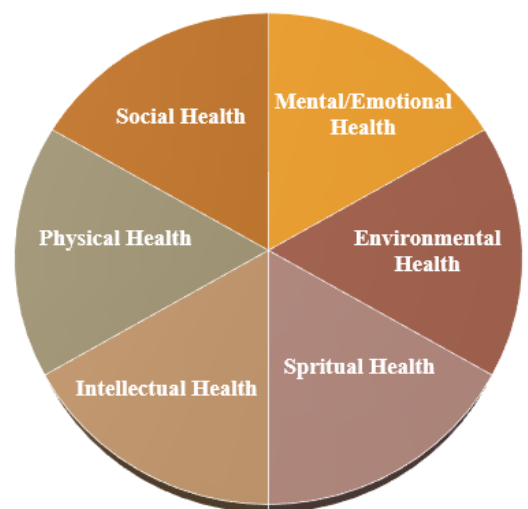
A holistic approach focuses on a person's wellness and not just their illness or condition.



Holistic healing and lifestyles are currently very popular **for therapy, contemplation, healthy living, and meditation.**

6 Dimensions of Health

A Holistic center is a combination of various health and lifestyle related activities.



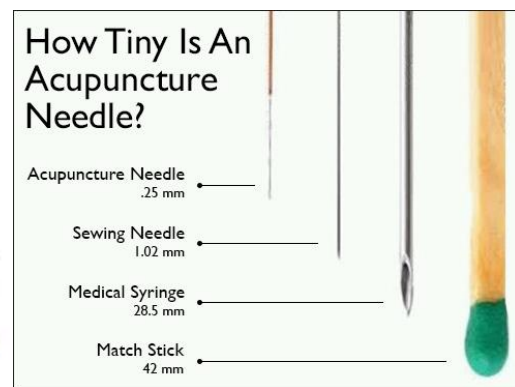
OBJECTIVES -

- To develop skills that will positively enhance personal, community and global health and wellness.
- To cultivate awareness of the interconnection between body, mind, spirit and community in order to affect attitudinal change regarding health and wellness.



Some alternative healthcare practices that often are found within the realm of holistic health are:

- chiropractic
- herbalism
- massage
- energy work (reiki)
- therapy
- yoga/meditation
- acupuncture
- physical therapy
- general western medicine
- nutrition
- personal training



The Five Principles of Reiki

Just for today...

I will let go of anger

I will count my many blessings

I will do my work honestly

I will be kind to every living creature

I will let go of worry

AIM OF THE PROJECT –

Frank Lloyd Wright believed “a good building is not one that hurts the landscape, but is one that makes the landscape more beautiful than it was before that building was built.”



- The project aims at creating architecture that enhances healing by acting as a medium between human mind and nature.
- The design of holistic center will include all the activities related to physical healing, mental healing, healthy eating, healthy living, learning and cultural activities.
- Such center attract people from around the world and form a tourist attraction .This in turn boosts the economy of the state and the country as a whole.

LIMITATIONS OF THE PROJECT -

Holistic design often needs a variety of green energy specialists, heating and cooling professionals and probably several installers for the specialized systems.

Holistic centre that depend on architectural built form and elements of nature along with traditional methods of healing are catalysts and do not guarantee complete healing .On the other hand allopathy seems to bring about immediate relief.

CLIENT’S NAME –

PRAKRITIVEDA REAL DEVELOPERS
AUTHORITY (ALLAHABAD)

S.W.O.T ANALYSIS OF PROJECT -

- **LOCAL AND CREATIVE APPROACH .**
 - **TRANSPOTATION.**
- **WELLNESS/HEALING SERVICES UNDER ONE ROOF.**
- **SITE NEAR RIVER GANGA.**
- **INCREASE IN TOURISM.**
- **HOLISTIC & INTEGRATIVE APPROACH OF PATIENTS AND OF ILLNESS.**

STRENGTHS

- **LACK OF FUNDS**
- **ACCESS ROAD TO SITE IS SMALLER**
 - **LIMITED SERVICE LINES.**
- **AREA AROUND IS UNDEVELOPED.**
- **MARKETING DEFECIENCIES**
- **LACK OF SOCIAL/INTERACTIVE SPACE**

WEAKNESS

- **INCREASE OF EMPLOYMENT**
- **LACK OF DOMINANT COMPETITION.**
 - **CREATING NEW FUNDS.**
- **STAFF TO ENCORAGE CUSTOMERS IMPROVE LIFESTYLE.**
- **EXPANDING HEALTHCARE MARKET.**
- **INCREASE TOURISM.**

OPPORTUNITY

- **CASH FLOW**
- **LOW LEVEL OF FEEDING AND HYGIENE**
 - **REGIONAL ECONOMIC CRISIS.**
- **POLLUTION OF RIVER IN CONSTRUCTION PROCESS.**

THREATS

SITE ANALYSIS:-

LOCATION

Allahabad district, officially known as **Prayagraj district**, is the largest and the most populous district of Uttar Pradesh state of India .

APPROACH

NH-76 Mirzapur highway from Allahabad .
A Two way Road deviating b/w highway towards **allahabad state university/Proff Rajendra singh University**

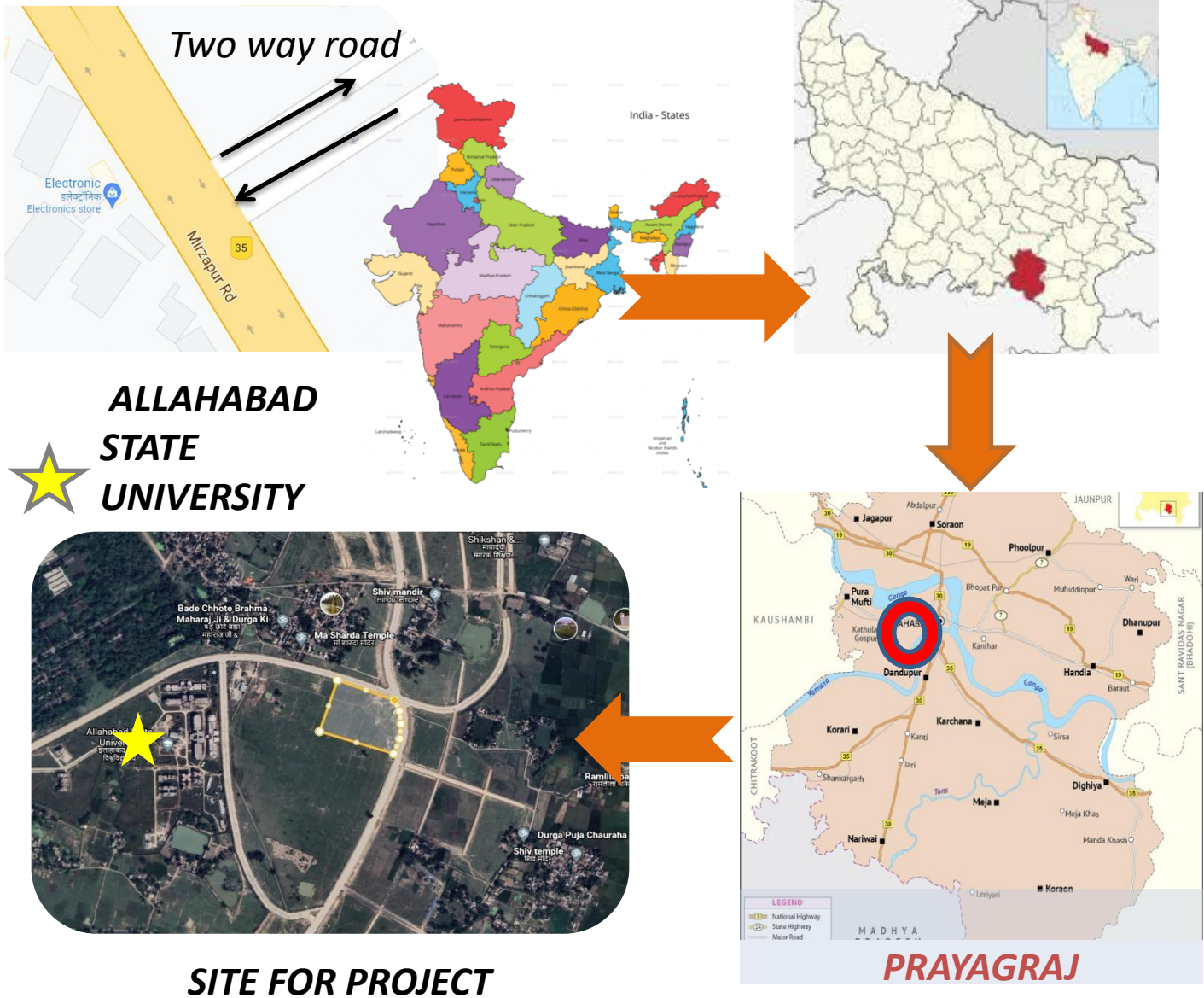
Description	2011	2001
Population	59.54 Lakhs	49.36 Lakhs
Actual Population	5,954,391	4,936,105
Male	3,131,807	2,626,448
Female	2,822,584	2,309,657
Population Growth	20.63%	26.61%

Census 2011



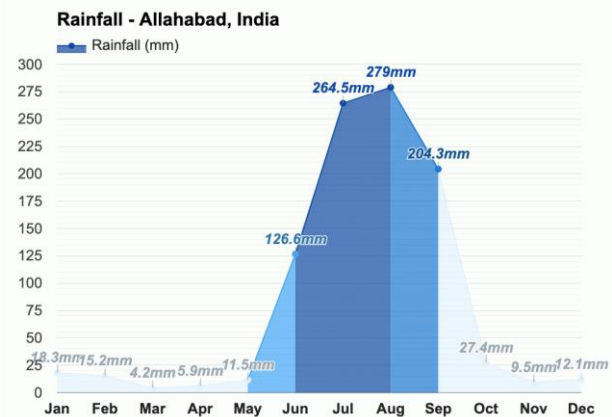
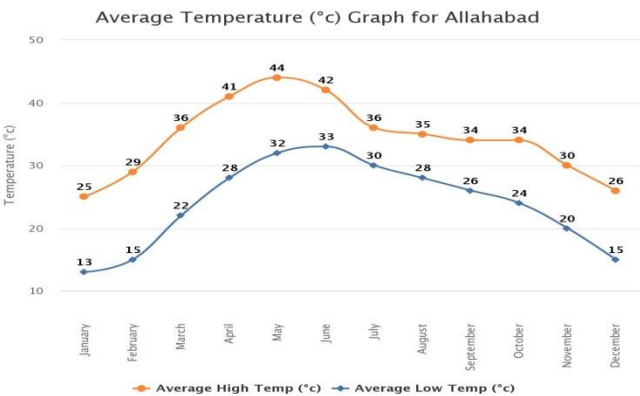
HIGHWAY NH76

THE AREA OF SITE IS 12 ACRES.



CLIMATE ANALYSIS

Allahabad has a humid subtropical climate common to cities in the plains of North India. With an average of 33.9 °C | 92.9 °F, May is the warmest month. In January, the average temperature is 15.8 °C | 60.4 °F. It is the lowest average temperature of the whole year. The winter season usually extends from mid-November to February and is followed by summer which continues till about the middle of June.

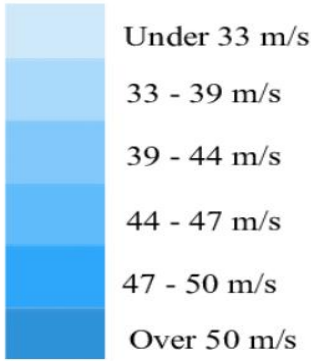


WIND

The wind is most often from **the east** for 2.3 months, from July 5 to September 15, with a peak percentage of 45% on August

The mean wind velocity is 5.16 Km/hr and the potential evapotranspiration rate is 1456.7 mm.

Prayagraj comes under wind Zone 4 of India. Which is 44-47 m/s.



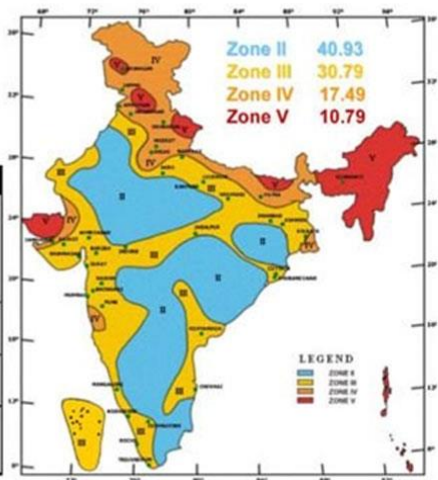
SEISMIC CONSIDERATION

Allahabad is in a "low damage risk" Zone 2.

Seismic Zone Map of India: -2002

About 59 percent of the land area of India is liable to seismic hazard damage

Zone	Intensity
Zone V	Very High Risk Zone Area liable to shaking Intensity IX (and above)
Zone IV	High Risk Zone Intensity VIII
Zone III	Moderate Risk Zone Intensity VII
Zone II	Low Risk Zone VI (and lower)



APPROACH TO THE SITE

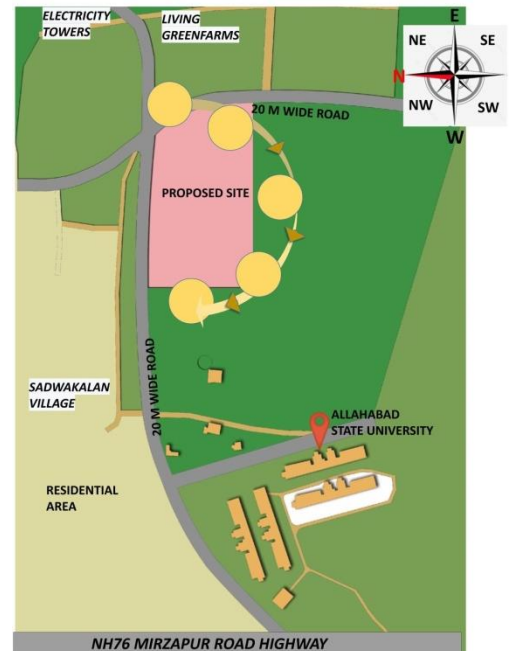

Distance from Civil Lines Bus Stand
30 MINS
16 KMS VIA NH35

Nearest Railway Station- Chheoki Jn.
10 MINS
6 KMS VIA NH35

Nearest Airport- Bamrauli airport
1HR 2 MINS
26 KMS VIA NH35

Nearest Power Station -PPGCL Naini
2 MINS
1.5 KMS VIA NH35

Nearest Post Office - i.t.i Naini
2 MINS
500 MTS VIA NH35



TOPOGRAPHY OF SITE

The site surface is mostly flat with a gentle slope towards North-East where Ganga Lies.

BYE LAWS

Plot Area- 12 Acres
Permissible F.A.R - 1.2
Ground Coverage 35%

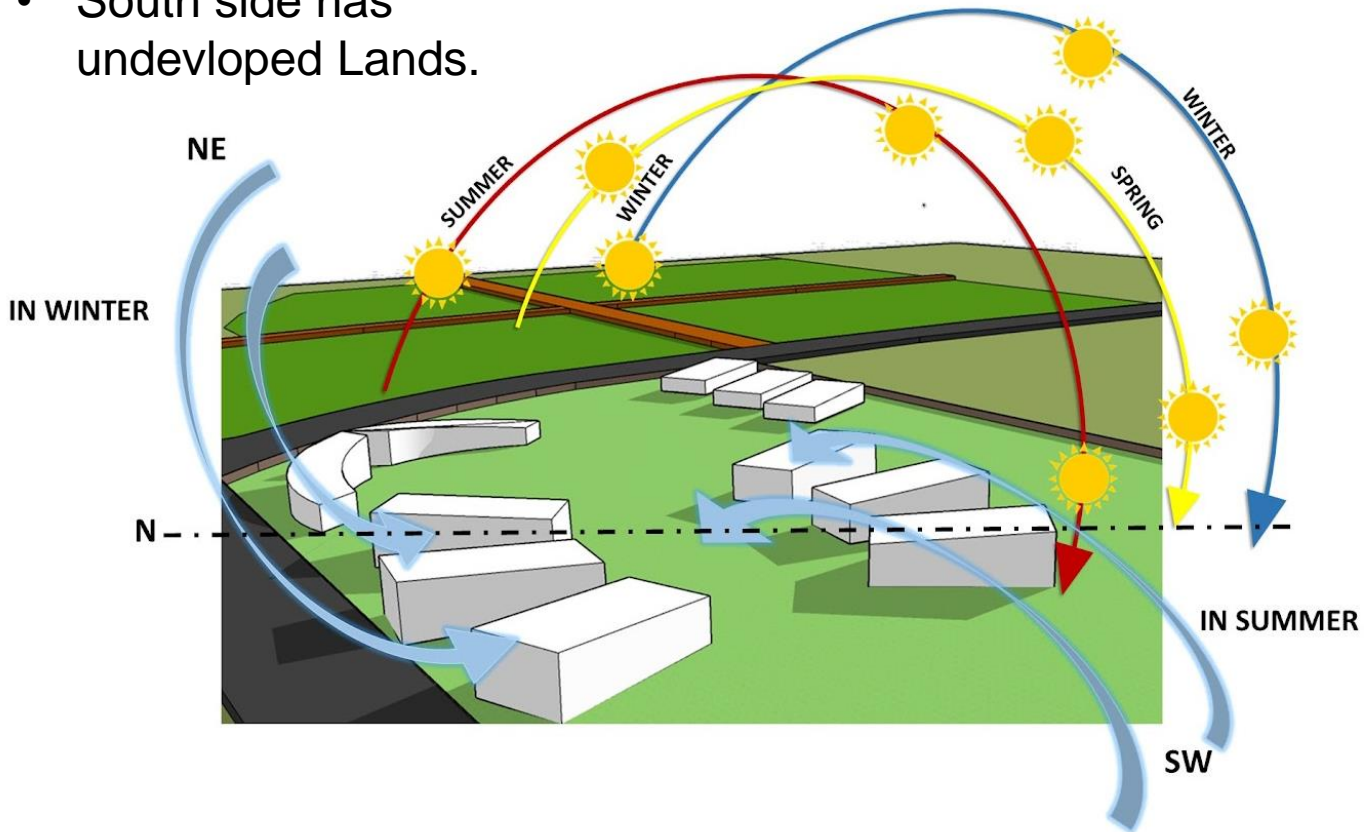
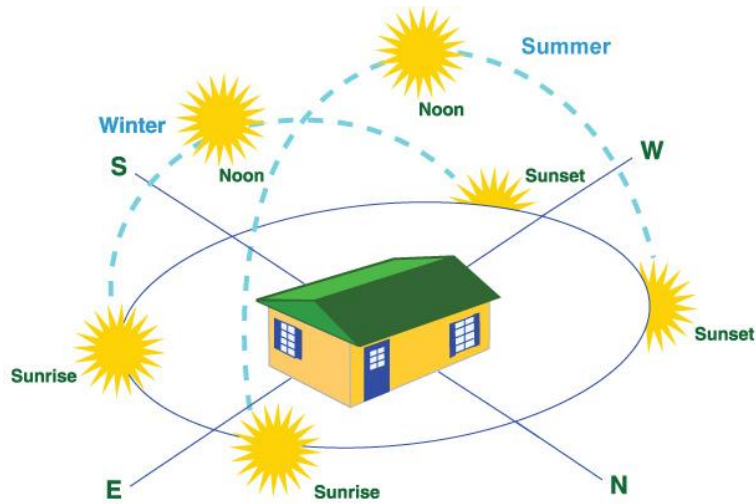
SETBACKS

Front set back- 9mts
Rear setback - 6mts

Humidity varies between 30% to 80%, with the minimum humidity being in April and the maximum in August. The humidity level remains elevated (>50%) from June to February

SUN PATH DIAGRAM

- Living green farms on east sidee.
- Allahabad State University on West side.
- Sadwa kalan village And greenery on north side of the site with Undeveloped land.
- Gange river on east 2kms.
- South side has undeveloped Lands.



- The following diagram shows the movement of sun on the site. Sun rises from north-east and sets in south-west direction.
- Prevailing winds moving from north-east in winters and south-west in summers
- Therefore in centre of site water body can be provided which will help in passive cooling of building structure.

WATER

Existing Water Supply Situation

Depth to water in premonsoon ranges between 3.0 to 15.0 mbgl and average water level is 6.0 to 7.0 mbgl in Trans Ganga area.

Post-monsoon water level varies between 1.45 to 13.00 mbgl in Trans Ganga area. Water level varies 5.00 to 6.00 mbgl in Trans Yamuna area.

Ground Water- Approx. 10 FT below ground level ,changes depending upon the seasons.

Drain channel running along site- 1.5mts width.

OverHead tank - 500mts faraway.



ELECTRICITY

PPGCL Power Station is situated near 1.5kms from the site and Transmission towers located near by as well.

SOIL PROFILE

Soil of the region is Loam & Sandy Loam which is medium textured and has high moisture,nutrient retaining capacity.Soil particles become sticky when wet.



VEGETATION

Racemosa is commonly known as '**gular**', and all parts of this plant are regarded medicinally important in Ayurveda and it has been used extensively in the treatment of biliary disorders, jaundice, dysentery, diabetes,etc.

Mahua Tree- Used as oil for hairgrowth

Amaranthus viridis-
Chauli

S.W.O.T ANALYSIS OF SITE

STRENGTH

1. approach to site
2. transpotation.
3. site near river ganga
4. sangam city.
5. decreasing number of deadly illness.
6. site near power station.
7. drainage channel.
8. vegetation on site.

WEAKNESS

1. area around is undeveloped.
2. lack of social/interactive space.
3. soil dries out quickly in summers.

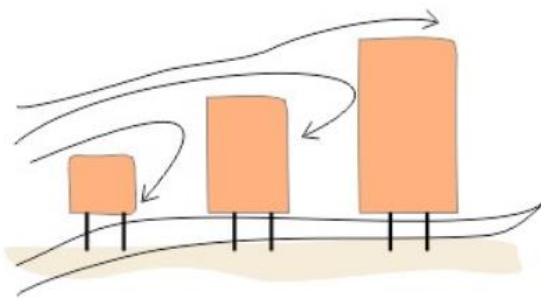
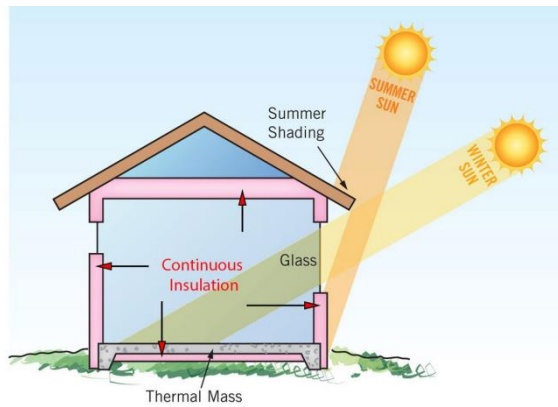
OPPORTUNITY

1. expanding healthcare market.
2. increase tourism.
3. increasing awareness about holistic health in the city.
4. social/interactive space creation.
5. leads to future area development.

THREATS

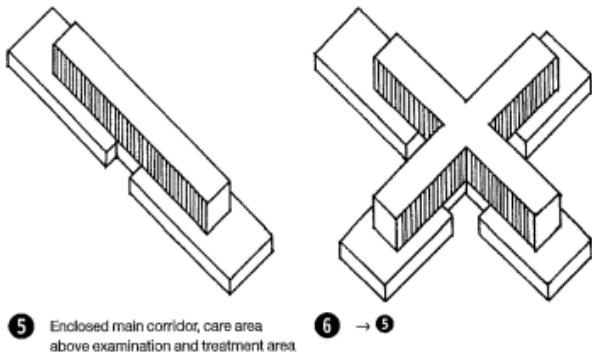
- low level of feeding and hygiene.
- pollution of river in construction process.
- obesity, poverty, globalwarming, drugs alcohol etc, are threats for health of people.

SOME DESIGN TECHNIQUES-

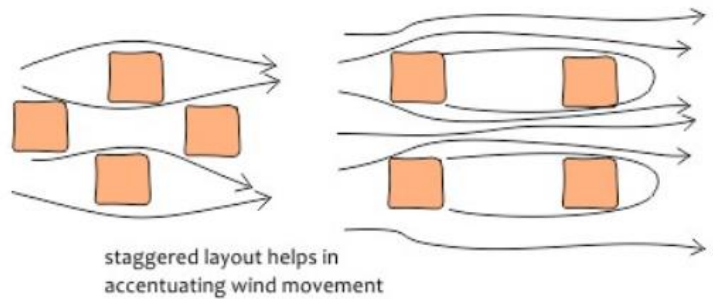


if a site has multiple buildings, they should be arranged in ascending order of their heights and be built on stilts to allow ventilation

- If site has multiple buildings, should be arranged in **increasing** order of their heights built on site for Ventilation.
- Enclosed main corridor area with natural light.



Shading device(Overhangs) stops high summer sun and remains low in winters to give light and heat. Controlling sunlight through **louvers/shades** is easier on south/north sides.

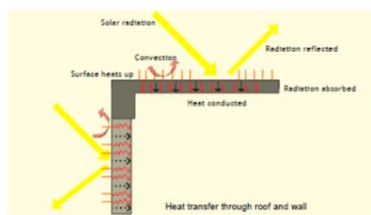


- Staggered layout helps in easier wind movement.

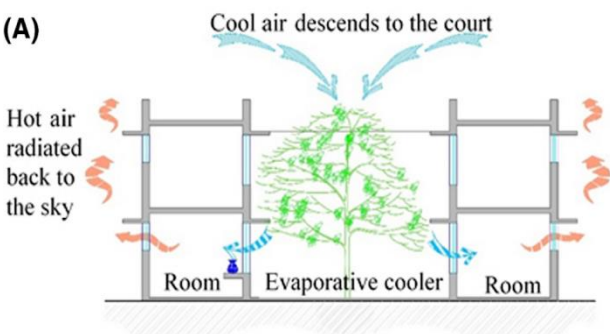
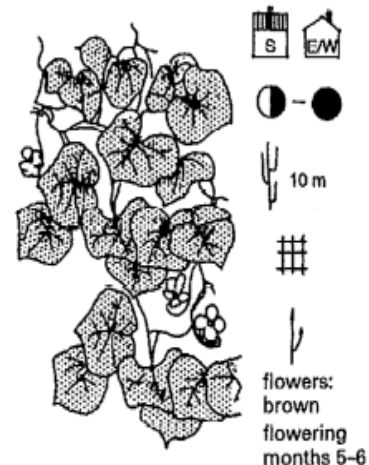
GREEN FACADES

A green facade is a **type of vertical garden installed on a building wall**. A facade generally consists of a support structure and plants that are trained to cling to it and grow upwards.

Heat Transfer Through Roof and Wall



Source: BEEP, Thermal Insulation of Buildings for Energy Efficiency



GREEN COURTYARDS

INVENTORY OF THERAPIES

AYURVEDA

- KAYA CHIKITSA
- BAALA CHIKITSA
- GRAHA CHIKITSA
- URDHVAANGA CHIKITSA
- NASYA
- SHALYA CHIKITSA
- DAMASTRA CHIKITSA
- JARA CHIKITSA
- VRSHA CHIKITSA

YOGA & NATUROPATHY

- YOGA THERAPY
- HYDROTHERAPY
- HIPBATH
- SPINAL SPRAY
- STEAM BATH
- SAUNA BATH
- UNDER WATER MASSAGE
- ACUPUNTURE
- FOOT REFLEXOLOGY
- CRANIO SACRAL THERAPY
- MUD BATH THERAPY

UNANI

- PHARMACOTHERAPY
- DIETOTHERAPY
- REGIMENAL THERAPY
- SURGERY

SIDDHA

- DRESSING & BANDAGING
- POULTICE
- FOMENTATION
- PAINING
- STEAM INHALATION
- MEDICATED POUCHES
- MASSAGE MANIPULATION THERAPY
- FUMIGATION
- OPHTHALMIC APPLICATIONS
- POWDER SMEARING
- EYE SALVE
- NASAL INSTILLATION

HOMOEOPATHY

- DILUTED MEDICATIONS
- HERBAL MEDICATIONS

AYUSH TREATMENTS



Panchakarma



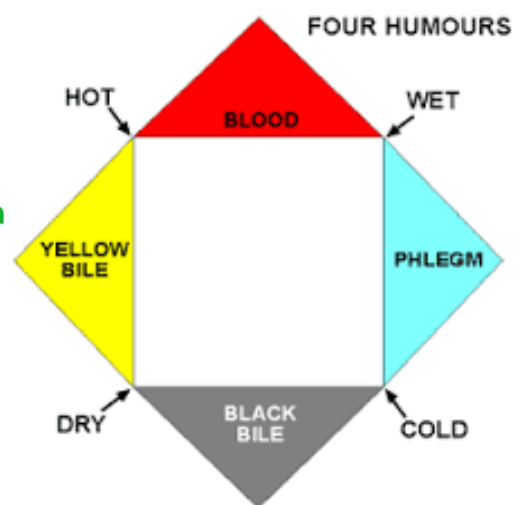
Raktamokshan

Vaman

Virechan

Nasya

Basti



CASE STUDY

SRI AUROBINDO ASHRAM, NEW DELHI

INTRODUCTION :-

Mirra Alfassa The Mother fixed the date **12 February 1956** for the inauguration of Sri Aurobindo Ashram — Delhi Branch.

The Mother's message was: **"Let this place be worthy of its name and manifest the true spirit of Sri Aurobindo's teaching and message to the world."**



LOCATION

The centre is **situated on Sri Aurobindo Marg, Begumpura road, Kalu Sarai, New Delhi.**



ACCESS

Distance from Indira Gandhi Airport - 15 KM

Distance from Old Delhi Railways Station . - 20 KM

Distance from Inter-State Bus Terminal



Nearest Metro Station Is Hauz Khas. - 22 KM

The complete campus is set on lush 23.6 acres property. It consists of three major parts-

1- ashram - 9.5 acres.


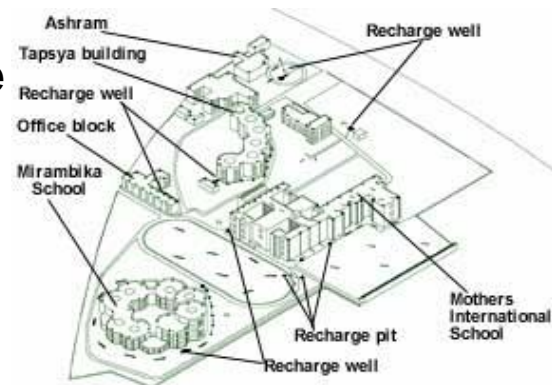
2- mother's school - 9 acres

3- mirambika - 5 acres



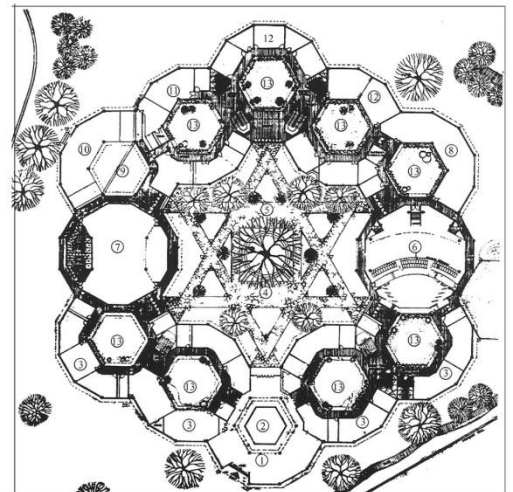
SITE CHARACTER

- Total area of the site is 23.6 acres, the ashram occupies total area of 9.4 acres.
- The site is **located** on the **main road**, thus providing an **ease in accessibility**.
- **Open and built mass ratio is more**. Provides a **calm and contemplative atmosphere** in the ashram **by surrounding the whole complex with trees** which act as a **buffer between the hustle bustle of outer world and inner environment**.
- All the **blocks** of the complex are **well connected**, making **co-ordination easier**.



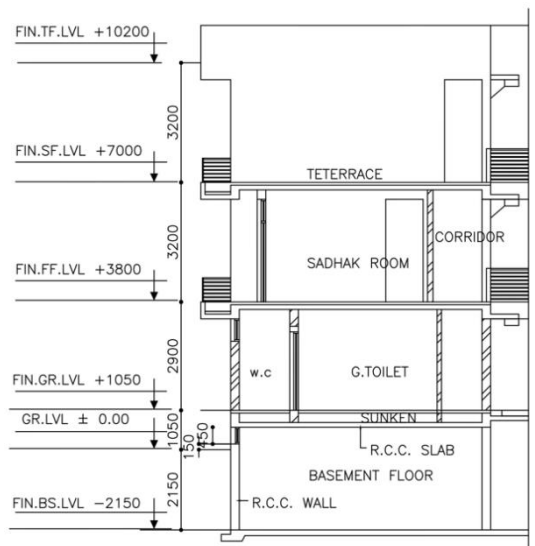
CONCEPT OF DESIGN

- The **twelve petals** represent the **twelve powers of The Mother manifested for her work**.
- The symbol is further modified **into hexagonal shape**, the **main courtyard encircled between the 12 hexagonal courtyards**.
- The planning of every block is **introvert in nature** with all blocks facing their own respective hexagonal courtyards at same times altogether.



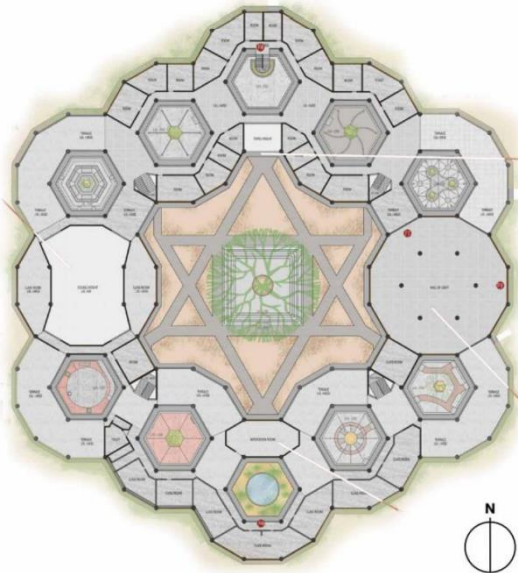
Approx. Area statement of ashram

Total site area - **23.6 acres**
Tapasya block or asram - **9 acres**
Access pathway width - **5m wide**
Landscape walkways width - **2m**
The knowledge block (Sabda) - **280 sq.M**
Parking area - **250 sq.M**
Mirambika school - **5 acres**
Dinning area - **504 sq.M**
Treatment block(each - **10 SQ.M/-**



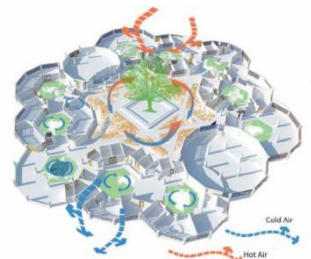
SECTION TAPASYA BLOCK

MIRAMBIKA FLOOR PLANS



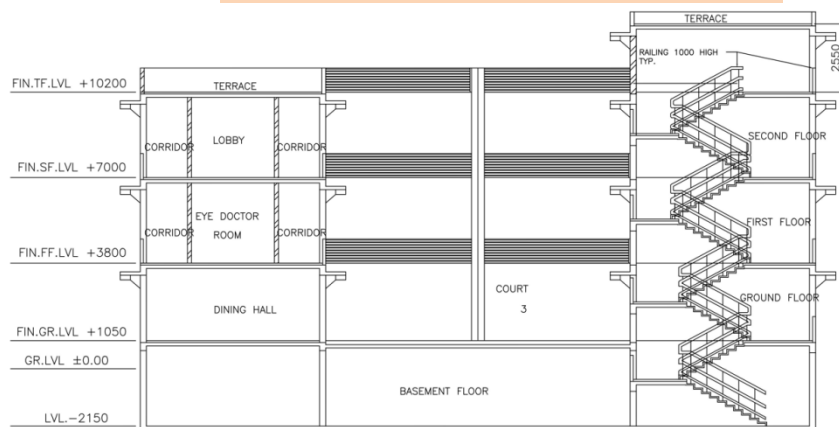
Due to the symmetrical plan, west facing glass was minimized by placing opaque walls. Two large halls were placed at 9 o'clock and 3 o'clock thereby slashing heat from the worst faces in one stroke.

The introverted courtyard planning and the large windows and terraces allow maximum daylight to enter the school without affecting visual comfort. The cantilevers, orientation and landscape further take care of the changing weather conditions.




2.63 Wind movement through the school, Mirambika

SECTION 2 TAPASYA BLOCK



SERVICES OF ASHRAM

- Service core is present in the administration block. A lift and staircase are provided for the vertical movement.
- Lift capacity - for 6 people (Width - 1000 mm; depth - 1250 mm)
- The pathway around the block is 5m wide & walkways for pedestrian movement is 1.5m wide.
- The pathways are paved with interlocking tiles.
- Ramps are provided in the meditation centre and health centre.
- The water tank caters to the need of 250 residents, 8 general toilets, health centre, and washing area in the kitchen.
- Solar heating panels are provided in the health block. They are used to heat water.
- Each block is equipped with water sprinklers, fire extinguishers system and fire alarms.



STRENGTHS

- **Design** done keeping in mind the **climate**.

Well

ventilated corridors&buildings.

- Provision of open spaces and courtyards in every block.
- **Hindrance free movement** around the campus.
- **Dense vegetation which acts a buffer against the noise & pollution.**
- Calm and peaceful environment.

WEAKNESS

- **No provision of generator.**
- **Insufficient parking space.**



CASE STUDY- 2

NIRVANA NATUROPATHY CENTRE, MAHARASHTRA


LOCATION

Off Ghoti Sinnar Highway, Near Dhamangaon Village,
Behind SMBT College, Ghoti khurd, Igatpuri, Maharashtra.

ACCESS

Nirvana Naturopathy Centre is situated **33 km from Nashik road railway station.**

- It is about **150 km from Mumbai International Airport.**




CLIENTS & ARCHITECTS : the client is maa chaitainya meera and the architect is k group.(architects & interior designers)

CONCEPT OF DESIGN

Nirvana Naturopathy & Retreat was established by Life Care & Peace Mission with a purpose to provide healthy lifestyle to all health conscious individuals and improve their quality of life through natural healing coupled with Yoga Sadhana, to stay disease free unto old age.

- **Situated on the picturesque banks of lake beale, surrounded by lush greenery and in the laps of hillocks.**



SITE CHARACTER & POTENTIAL

- The immediate context of site is **agrain landscape**. The site majorly consists of **alluvial soil**. Total area of **site is 8 acres**.
- The site is surrounded by agricultural land on all sides.


TYPE OF THERAPY ROOMS	AREA
MASSAGE ROOMS + STEAM BATH	24 SQ.M
ENEMA ROOMS	10 SQ.M (WITH ATTACHED TOILET)
MUD BATH AREA	150 SQ.M (WITH SHOWER AREA)
HIP BATH ROOM	12 SQ.M
JACUZZI	10 SQ.M
SAUNA	24 SQ.M
TUB BATH	10 SQ.M
ACUPUNTURE ROOM	10 SQ.M
COLON THERAPY	12 SQ.M

ARCHITECTURE, LANDSCAPE, & MATERIALS

The site is surrounded by **agricultural land** from **3 sides** and **waterbody** on **one side**.

The site has dense vegetation of following trees:

- PALM TREES**
- MORPANKHI**
- BAMBOO**
- NEEM TREE**
- FICUS TREE**
- ARJUNA TREE**



The building construction material – **R.c.c , Brick and Bamboo.**

STRENGTH

Centre has all the facilities and amenities which is required for nature cure.

Location of the centre is perfect,, away from the **chaos of the city**.

WEAKNESS

Direct public transport services are not available.

The **sub-road** that leads to the centre is very **narrow** and **unfinished**.



<u>ACCOMODATIONS</u>	<u>NO.OF ROOMS</u>	<u>AREA WITH W/C</u>
DELUX ROOMS	5 IN A BLOCK	25 SQ.M
ECONOMY ROOMS	5 IN A BLOCK	20 SQ.M WITH 2SINGLE BED
VILLA(COTTAGES)	4 (2 IN EACH BLOCK)	32 SQ.M

LITERATURE STUDY - 1

DEVAAYA NATURE CURE CENTRE , GOA

LOCATION

**Divar Island, 10 kms from Panaji
(Goa's capital)**

AREA : 5 acres

CLIENTS & ARCHITECTS

The client name is
Victor.M.Albuquerque and the
architects is **Dean Cruz , Goa**



ACCESS

Its unique location on an island embraced by the meandering **Mandovi river** is **accessible by road cum river ferry** or by a **20 minutes boat ride from Panaji**.
Nearest Railway Station - Karmali (12 kms)

Vasco de Gama - 35 kms

Nearest Airport - Dabolim (31 kms)



SITE CHARACTER

The site majorily consists of **laterite soil and rocks with small mounds and pebbles .**

The **site is situated in the island, away from the bustle of the city, yet not too far.**



ACCOMODATION BLOCK

G+2 IS 12 Room block,
G+1 IS 24 Room block
60 Well appointed rooms
24 Comfortable superior rooms
12 Deluxe rooms
22 Cottages

DINNING/DIET CENTRE

The centre has 3 Diet centres :

- **MANOS**-The outdoor diet centre set in a typical Goan ambience facing the river (for breakfast).
- **MALAR**-The indoor A/C diet centre.(for lunch).
- **AMBOI**- The pool side diet centre. (for dinner).

MULTIPURPOSE HALL

- The Centre has two multi-purpose halls, one a/c and one non a/c which can accommodate 60-70 max each.
- Both halls are used for conducting lectures and for meditation & other Centre related activities.

- Devaaya Facilities : Jacuzzi, Steaam, Sauna, Beauty Salon. Botique. Separate Spa facilities for men & women.

TOTAL SITE AREA	5 ACRES
ADMINISTRATION	50 SQ.M
SWIMMING POOL	160 SQ.M
POOL SIDE RESTAURANT	60 SQ.M
MULTI PURPOSE HALL	ONE IS 80 SQ.M AND OTHER IS 100 SQ.M
VEDA CENTRE	460 SQ.M
MASSAGE ROOMS	10 SQ.M
JACUZZI	20 SQ.M
AC RESTAURANT (LUNCH)	55 SQ.M



SERVICES OF CENTRE

- No service floor has been provided since maximum height is G+1 and there is scattered planning.
- No provision of elevators.
- Provision of rainwater pipes is there on roof tops which carries the water down in the recharge pits.
- Proper signage is provided at various junctions.
- Dense vegetation of medical plants, coconut & palm trees.
- Bamboo has been utilized for both structural and decorative purposes.
- The individual buildings are functioning with split AC's or window AC's
- Mangalore tile roof on all buildings .

SITE PLANNING & SURROUNDINGS



LITERATURE STUDY - 2

BALAJI NIROGDHAM , DELHI

LOCATION

A unit of **Maharaja Agrasen Naturopathy & Yoga Sadhana Research Trust**. It is spread over a sprawling **eight acre** campus at the outskirts of New Delhi, is situated on the **Main Palla-Bakhtawarpur Road** 3 km inside from the **Delhi- Sonipat Road**.

ACCESS

Balaji Nirogdham is situated-
Delhi's International Airport. -40 km
New Delhi Railway station. - 26 km

ARCHITECTS

GPM Associates East Kailash, New Delhi.

SITE CHARACTER

The immediate context of the site is **agrarian landscape**. The site majorly consists of **alluvial soil**. **Total area of the site is 8 acres**. The site is surrounded by **agricultural land on all sides**.



- Balaji Nirogdham is a unit of **Maharaja Agrasen Naturopathy & Yoga Sadhana Research Trust** set up in 2006.



CONCEPT OF DESIGN

The concept behind designing this centre was to provide - hindrance free circulation around the property and hierarchy of open spaces. It was also made sure that the private spaces of the centre were well convinced from the public view.

The Out Patient Department (OPD) section comprises of a Waiting Lounge, Doctors'Chambers (2)and a Counseling Room. The OPD section is operational from 9 AM to 6 PM.

ACCOMODATION

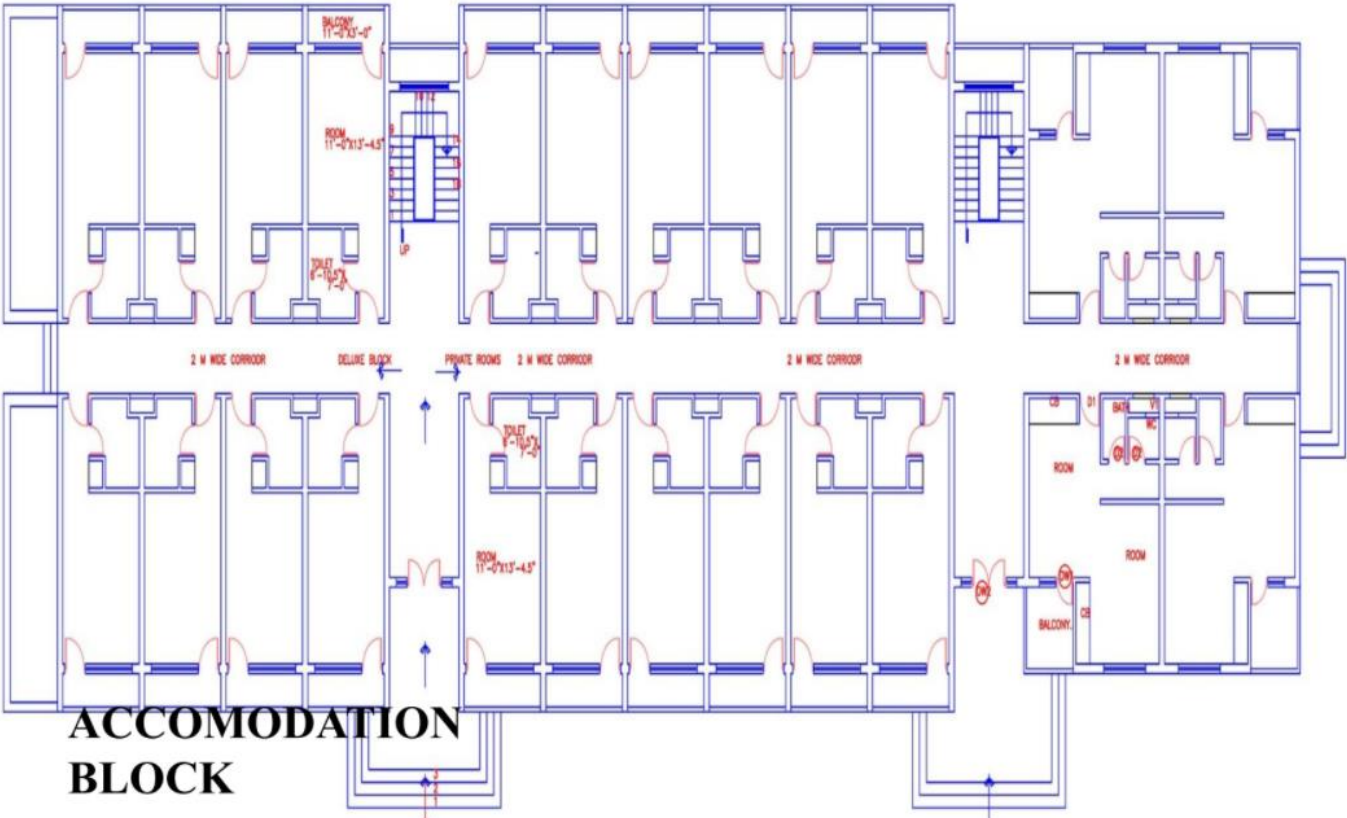
The rooms are available in three categories viz. Economy, Private and Deluxe Rooms. Attached W/C'S.

DINNING/DIET CENTRE

The block is 80 SQ.M known as "ANNAPURNA".The spacious and well ventilatedDining Hall at Balaji Nirogdham, providing all three meals, has capacity to serve about 50 people in a shift.



Economy	16 rooms	36 sq.m with attached toilet.
Private	24 rooms	32 sq.m with attach- -ed toilet
Deluxe	8 rooms	30 sq.m (8 single beds) with attached WC & Bath
Cottage	16	40 sq.m(delux bedroom, dressing rooms, bathrooms treament rooms.



THERAPY BLOCK

The therapy area is divided into three parts;

Women treatment block

Men's treatment block

Physiotherapy block.

Each block comprises of fully equipped and well designed separate therapy rooms . Attention has been given to small details to enhance the rejuvenating experience as well as to ensure total privacy and comfort of the patients.

Equipped with standard naturopathy equipment, the therapy area includes Massage Rooms, Hydrotherapy Section, Steam Chambers, Jacuzzi, Showers, Whirlpools, Mud Bath Area, and Detox Cabins.

Construction materials:

R.C.C , Brick,& cement.

Manglore tiles (roof)


Marble flooring (admin, conf. room)

Wooden flooring (cottage rooms)

LANDSCAPE

- Dense vegetation of **Palm trees. Neem, Peepal, Arjuna, Morpankhi, Ficus trees.**
- Gazebos
(built of bamboo).

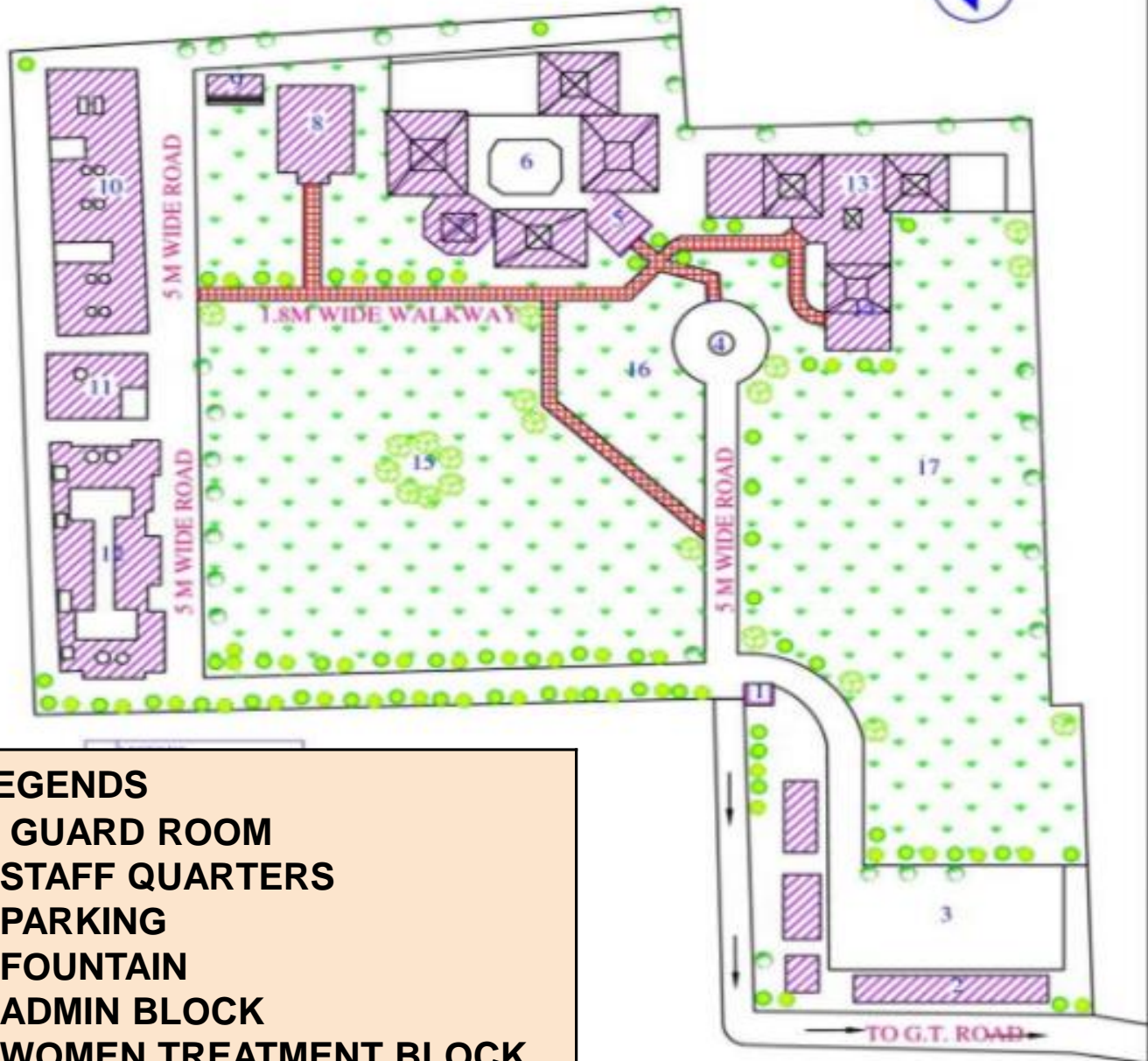
MASSAGE ROOM



DOCTOR ROOM



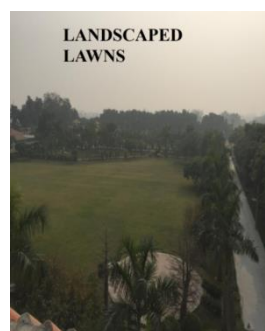


MASSAGE ROOMS - 6 SQ.M
ENEMA ROOMS(Attached toilets) - 6 SQ.M
MUD PACK ROOM - 80 SQ.M
SHOWER BATH ROOMS - 9 SQ.M
HIP BATH ROOM - 6.5 SQ.M
JACUZZI - 14 SQ.M
SAUNA - 25 SQ.M
STEAM BATH - 13 SQ.M
TUB BATH - 8 SQ.M
SHATKARMA AND MUD BATH - 235 SQ.M
TOILETS(WC) - 2 SQ.M



LEGENDS

1. GUARD ROOM
2. STAFF QUARTERS
3. PARKING
4. FOUNTAIN
5. ADMIN BLOCK
6. WOMEN TREATMENT BLOCK
7. CONFERENCE HALL OR LIBRARY
8. TEMPLE YOGA HALL
9. U.G TANK
10. ACOMODATIONS
11. DINNING+KITCHEN
12. COTTAGES
13. MEN TREATMENT BLOCK
14. PHYSIOTHERAPY BLOCK
15. LANDSCAPED LAWNS
16. CHILDREN PARK
17. ORGANIC FARM



SERVICES

- No service floor has been provided since the maximum height is G+1 and there is scattered planning.
- **The roads inside the property are 5 m wide & pathways and walkways for pedestrian movement is 1.8 m wide road covered with fiber sheets.**
- No provision of elevators.
- Proper signage is provided at every junctions for the swift and easy movement of the visitors.
- The dining area ANNAPURNA has a attached kitchen. It has a separate pantry, washing and storage areas.
- Staff quarters are provided near guard and maintenance rooms.
- Provision of **50 cars parking**.
- Entire property is well lit and illuminated by electric poles & lamp fixtures.
- **No provision of water harvesting is done.**



STRENGTH

- Location of the centre is perfect for a naturopathy, away from the chaos of the city.
- Centre has all the facilities and amenities which is required for a comfortable stay.
- In house doctors available at all times.
- An area in the Balaji campus has been earmarked for cultivating fresh vegetables and herbs organically,

WEAKNESS

- The women treatment block was not well maintained.
- No provision of elevators.
- **No provision of water harvesting is done.**



DIAGNOSIS CENTRE & OPD

OPD (OUTPATIENT DEPARTMENT)

An outpatient department or outpatient clinic is the part of a hospital designed for the treatment of outpatients, people with health problems who visit the hospital for diagnosis or treatment, but do not at this time require a bed or to be admitted for overnight care.

Importance & Need:

- First point of contact
- It is the shop window of the hospital
- Reduces the load on the IPD
- It is the place for implementing preventive and primitive health activities

The OPD services required as per the **Prakriti veda falls** under '**health centre**' where a group of practitioners and nurses Providing healthcare services to people.

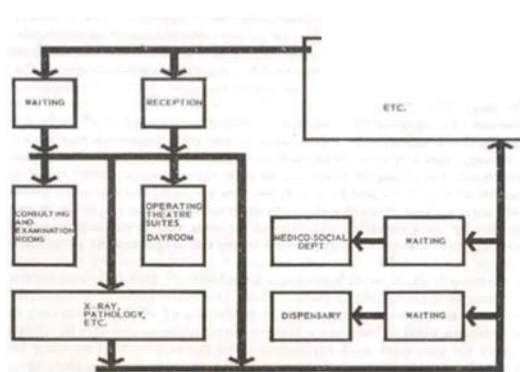
Facilities of OPD

The OPD has facilities for screening, Counselling, clinical examination, Treatment and referral

It consist of the following:

- Examination rooms
- Consultation rooms
- Clinical Departments
- Therapy rooms

C
I
R
C
U
L
A
T
I
O
N



OPD PROCESS



ORGANISATION OF OPD



DIAGNOSIS CENTRE & OPD

DIAGNOSIS CENTRE

The centre is provided to conduct the process of determining the **disease** or condition explains a person's symptoms and signs. The information required for diagnosis is typically collected from a history and physical examination of the person seeking medical care.

" The central council of Indian medicine (CCIM) under the Ayush ministry has proposed an amendment to the preconception and pre-natal diagnostic techniques (PCPNDT) Act, 1994 to allow Ayurveda doctors to perform sonography and imaging tests on patients."

METHODS:

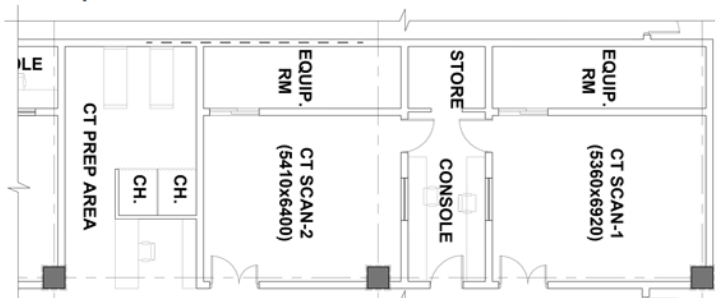
There are different type of imaging test for the diagnosis of the patient which are:

- Computed tomography scans (CT-SCAN) (Required)
- Fluoroscopy (Continuous X-ray image) (Required)
- Magnetic Resonance Image (MRI) (Required)
- Mammography (x-ray image of breast)
- Nuclear Medicine (bone scans, thyroid scans, etc)
- Ultrasound (Required)
- Sonography (Required)

CT-SCAN ROOM

A computed tomography (CT or CAT) scan allows doctors to see inside your body. It uses a combination of X-rays and a computer to create pictures of your organs, bones, and other tissues. It shows more detail than a regular X-ray.

Area as per Medical council of India (MCI)
= 80 sq.m



LAYOUT PLAN OF CT-SCAN UNIT IN AIIMS DEOGARH



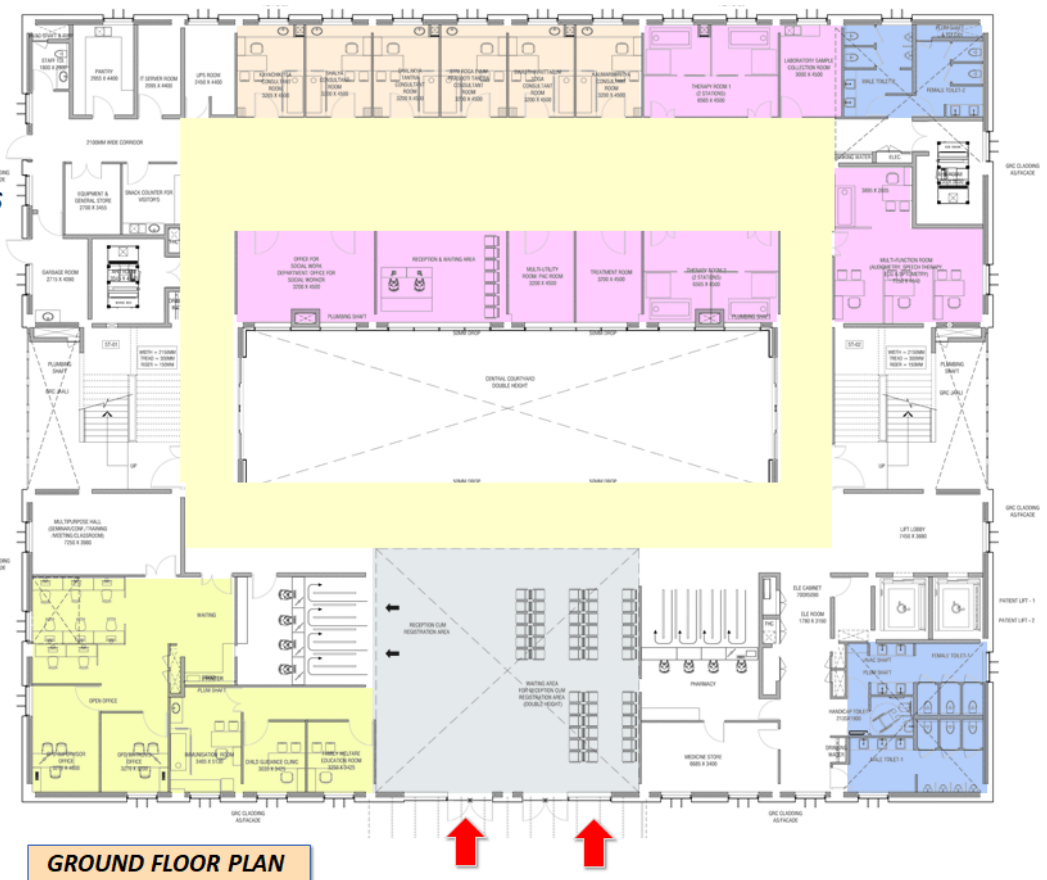
AYUSH O.P.D BLOCK DEOGARH

LEGEND

- CORRIDORS**
- CONSULTATION ROOMS**
- THERAPY ROOMS**
- COMMON TOILETS**
- OFFICE AREAS**

COMPONENTS

- Entrance lobby
- Waiting area
- Reception + Billing counter
- Office area
- Pharmacy store
- Common toilets for M & F
- Therapy rooms
- Consultation rooms
- Equipment room
- Electrical room
- AHU rooms

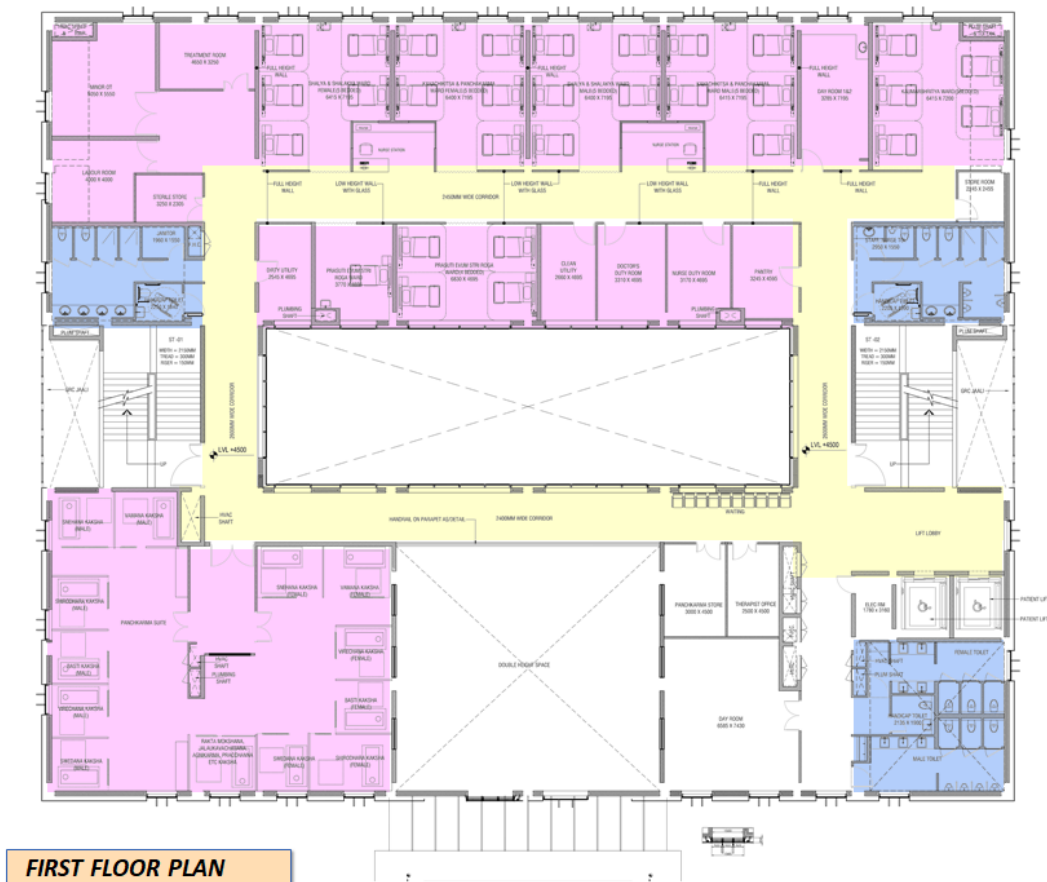


LEGEND

- CORRIDORS**
- CONSULTATION ROOMS**
- THERAPY ROOMS**
- COMMON TOILETS**
- OFFICE AREAS**

COMPONENTS

- Entrance lobby
- Waiting area
- Staff-rooms
- Common toilets for M & F
- Therapy rooms
- Consultation rooms
- Research rooms
- Treatment rooms
- Equipment room
- Electrical room
- AHU rooms



CONCEPT

HOLISTIC CENTRE

TREATING A RANGE OF CONDITIONS THAT AFFECT MIND, BODY, AND SPIRIT. ADDICTION, MENTAL ILLNESS, SELF-HARMING BEHAVIORS: THESE CONDITIONS AFFECT AN INDIVIDUAL'S ENTIRE LIFE AND REQUIRE A HOLISTIC APPROACH TO TREATMENT.



HISTORY AND BACKGROUND

IN 400 BC, SOCRATES CAUTIONED AGAINST TREATING ONE PART OF THE BODY. HE SAID "...FOR THE PART CAN NEVER BE WELL UNLESS THE WHOLE IS WELL."



SOCRATES, ONE OF THE FOUNDERS OF HOLISTIC HEALTH



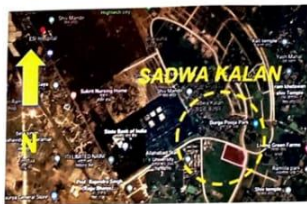
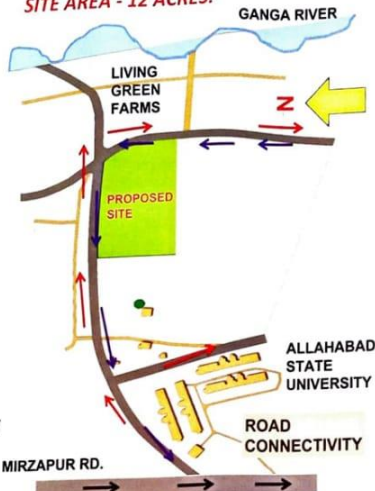
THE 5 ASPECTS OF HOLISTIC HEALTH (AYUSH) ARE PHYSICAL, EMOTIONAL, MENTAL, SOCIAL, SPIRITUAL..



SITE INTRODUCTION

SITE - PRAYAGRAJ, UTTAR PRADESH, INDIA

PROJECT - PRAKRITI HOLISTIC CENTRE.
LOCATION- SADWA KALAN, MIRZAPUR ROAD NH-76 NAINI PRAYAGRAJ, UTTAR PRADESH 211009.
SITE AREA - 12 ACRES.



ABOUT THE CITY

ALLAHABAD OFFICIALLY KNOWN AS PRAYAGRAJ, ALSO KNOWN AS ILAHABAD, IS A METROPOLIS IN THE INDIAN STATE OF UTTAR PRADESH. THE CITY IS THE JUDICIAL CAPITAL OF UTTAR PRADESH WITH THE ALLAHABAD HIGH COURT BEING THE HIGHEST JUDICIAL BODY IN THE STATE.

ALLAHABAD LIES CLOSE TO TRIVENI SANGAM, THE "THREE-RIVER CONFLUENCE" OF THE GANGES, YAMUNA AND SARASVATI RIVERS.



SITE EVOLUTION

BODHI TREE, ALSO CALLED BO TREE, ACCORDING TO BUDDHIST TRADITION, THE SPECIFIC SACRED FIG (FICUS RELIGIOSA) UNDER WHICH THE BUDDHA SAT WHEN HE ATTAINED ENLIGHTENMENT (BODHI) AT BODH GAYA IN BIHAR, INDIA.

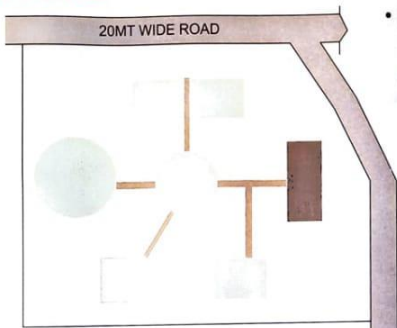
THE TREE IS ASSOCIATED WITH THE PATH TO ENLIGHTENMENT.

THEREFORE THE CONCEPT OF BODHI TREE IS TAKEN IN THE SITE EVOLUTION. WHERE TREE IS PUT INTO THE LANDSCAPING/ZONING OF SITE AND ITS SURROUNDING.

AS THE ROOTS ARE FIRST ONE TO ABSORB WATER & CIRCULATE IN WHOLE TREE LIKEWISE ADMIN BLOCK HERE BEHAVES AS ROOT OF THE STRUCTURE FROM WHERE PEOPLE WILL DISPERSE INTO DIFFERENT AREAS.

THROUGH PEDESTRIANS WHICH BEHAVES AS BRANCHES OF TREE. INTO THE RESPECTIVE BLOCKS WHICH BEHAVES AS LEAF OF BODHI TREE.

MOREOVER BLOCKS ARE KEPT IN STAGGERED LAYOUT FOR EASY WIND MOVEMENT



CLIMATOLOGY

ALLAHABAD HAS A HUMID SUBTROPICAL CLIMATE COMMON TO CITIES IN THE PLAINS OF NORTH INDIA. HUMIDITY VARIES BETWEEN 30% TO 80%.

CONCLUSION

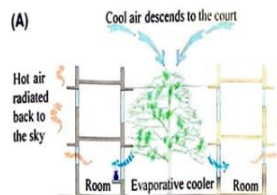
HIGH TEMPERATURE.
HIGH HUMIDITY
HIGH PRECIPITATION FOR TWO TO THREE MONTHS

SOLUTIONS PROPOSED

- RESISTING HEAT GAIN.
- DECREASE SURFACE AREA EXPOSED TO DIRECT SUNLIGHT.
- MATERIALS WHICH CAN ABSORB HEAT AND HELP IN PASSIVE COOLING.
- SHADING DEVICES.
- ENCLOSED MAIN CORRIDOR AREA WITH NATURAL LIGHT.

- SINCE SITE HAS MULTIPLE BUILDINGS, SHOULD BE ARRANGED, INCREASING ORDER OF THEIR HEIGHTS BUILT ON SITE FOR VENTILATION.

- THE BEST ORIENTATION FOR TREATMENT AND OPERATIONAL ROOMS IS BETWEEN NORTH-WEST AND NORTH-EAST. FOR THE FRONTS OF PATIENT ROOMS, SOUTH-EAST OR SOUTH-WEST IS FAVOURABLE, WITH PLEASANT MORNING SUN.



GREEN FACADES

- TREES PLACED ADJACENT TO BUILDINGS REDUCE THE HEAT GAINS OF WALLS AND ADMIT DIFFUSED LIGHT INTO THE HOUSE.



- THE JAALI CAN BE PROVIDED MERGED WITH MEDICINAL PLANTS AND CREEPERS ACTING AS VERTICAL GARDEN

ADMIN BLOCK

THE ADMIN BLOCK WILL BE MADE UNDER A GREEN ROOF BRIDGE ON WHICH PEOPLE CAN WALK. THIS STRUCTURE WILL BE SUPPORTED ON TRUSSES AND WILL ALSO ACT AS HEAT BARRIER.

GREEN ROOFS PROVIDE SHADE, REMOVE HEAT FROM THE AIR, AND REDUCE TEMPERATURES OF THE ROOF SURFACE AND SURROUNDING AIR.



THE MEDITATION HALL IS DERIVED FROM THE BELL SHAPED STUPAS AT BOROBUDUR TEMPLE.

WHERE THE ENTRANCE IS SEMICIRCULAR WITH GLASS TREATMENT AND PERFORATED ROOF FOR SUNLIGHT. IT IS FOAM CONCRETE REINFORCED WITH STEEL MESH STRUCTURE THAT HELPS IN SOUND/HEAD ABSORPTION.

- THE HEIGHT WILL HELP IN EASY VENTILATION.
- SHELL STRUCTURES WITH A ROUNDED OUTER SURFACE ARE USUALLY STRONGER BECAUSE THE CURVED AREAS DISTRIBUTE THE LOAD AROUND THE WHOLE SURFACE.

O.P.D BLOCK

THE FORM OF O.P.D COMES FROM A CLOVER LEAF. WHICH CONTAIN THREE PARTS. THEREFORE A COURTYARD IN B/W HELPS IN VENTILATION & LIGHT.



MEDITATION & YOGA HALL

BOROBUDUR TEMPLE IS A 7TH-CENTURY MAHAYANA BUDDHIST TEMPLE IN MAGELANG REGENCY, NOT FAR FROM THE TOWN OF MUNTILAN, INDONESIA.


IT IS THE WORLD'S LARGEST BUDDHIST TEMPLE. IT IS DECORATED WITH 2,672 RELIEF PANELS AND 504 BUDDHA STATUES. THE CENTRAL DOME IS SURROUNDED BY 72 BUDDHA STATUES, EACH SEATED INSIDE A PERFORATED STUPA.

- THE MEDITATION HALL WILL BE CONSTRUCTED OVER SIX PETALS OF A FLOWER THAT CONTAINS ARTIFICIAL WATER BODY IN THEM. WITH A O.A.T IN IT FOR SOOTHING AND PEACEFUL SURROUNDING



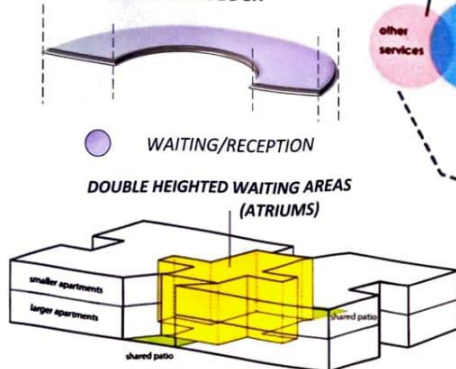
STACKING OF BLOCKS

TREATMENT AREAS




RECEPTION & AYURVEDA
AYURVEDA&NATUROPATHY
NATUROPATHY&UNANI
HOMEOPATHY
O.P.D BLOCK

ADMIN BLOCK



PROVISION IN TREATMENT & O.P.D BLOCKS
LIBRARY & COUNSELLING BLOCK ACCOMODATION BLOCK

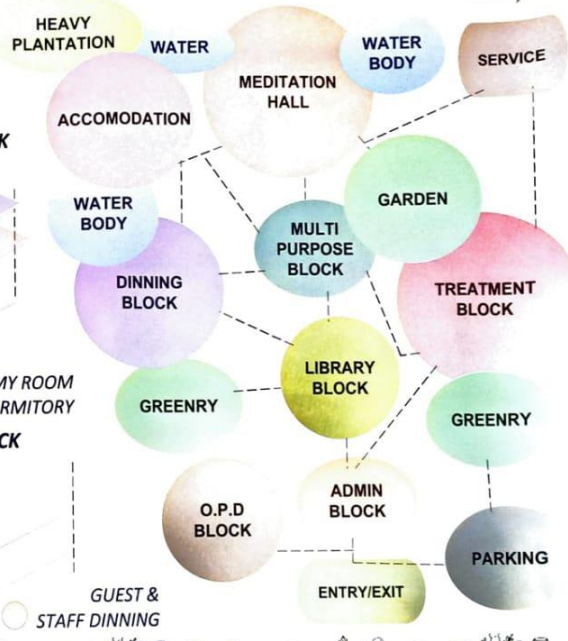


LIBRARY AREA
COUNSELLING/THERAPY
WAITING & ECONOMY ROOM
DORMITORY



MULTIPURPOSE & ACTIVITY BLOCK
DINNING BLOCK

ZONING OF THE SITE



LANDSCAPING & MATERIALS

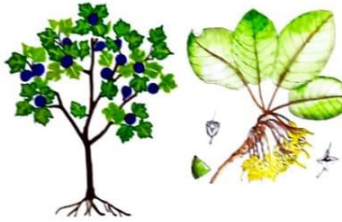
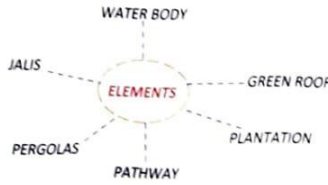
- NAME- SILVER LACE VINE
POLYGONUM AUBERTI
FLOWERING MONTHS- 7-8
- NAME- CLIMBING ROSE
FLOWERING MONTHS- 6-8
- NAME-OLDMAN'S BEARD
CLEMATIS VITALBA.
FLOWERING MONTHS- 7-10
- NAME- BRAMBLE
FRUIT CREEPER.
FLOWERING MONTHS-4-5

VEGETATION FOUND ON SITE-

RACEMOSA IS COMMONLY KNOWN AS 'GULAR', AND ALL PARTS OF THIS PLANT ARE REGARDED MEDICINALLY IMPORTANT IN AYURVEDA AND IT HAS BEEN USED EXTENSIVELY IN THE TREATMENT OF BILIARY DISORDERS, JAUNDICE, DYSENTERY, DIABETES, ETC.

MAHUA - MADHUCA LONGIFOLIA USED AS OIL FOR HAIR GROWTH.

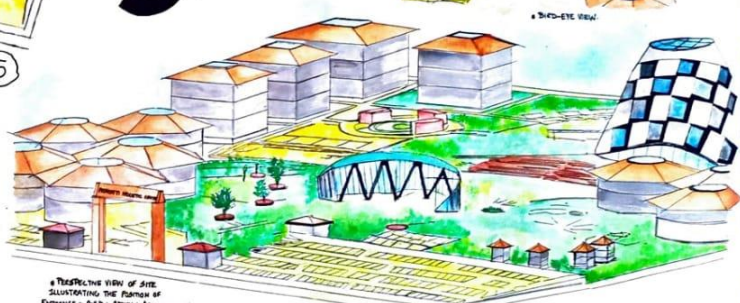

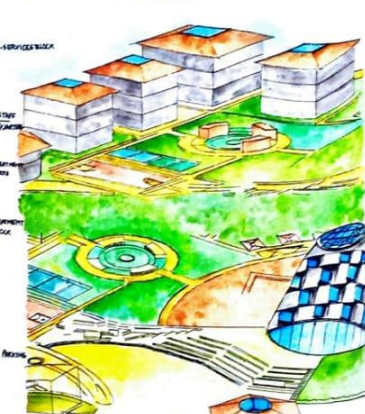
- PROVISION OF PERINNEAL/HERBALGARDEN
- A CHESS GARDEN FOR ENTERTAINMENT PURPOSE.
- PROVISION OF PEDESTRIANS& O.A.T
- BABUL IS A DHEET PLANT. CAN GROW EVERYWHERE AND ANYWHERE.



- KOTA STONE REFLECTS HEAT AND IS ALWAYS COOL AND COMFORTABLE UNDERFOOT. USED FOR FLOORING.
- IT IS THE CHEAPEST STONE AMONG OTHER NATURAL STONES.
- TIMBER IS A NATURAL THERMAL INSULATOR DUE TO HAVING AIR POCKETS WITHIN ITS CELLULAR STRUCTURE.
- BRICK OR PERFORATED STONES FOR BRICKS.
- LAMINATED GLASS IS A BETTER SOUND INSULATOR THAN MONOLITHIC (ANNEALED OR TEMPERED) GLASS.
- SLATE ROOFING/ASPHALT SHINGLES IS ENERGY EFFICIENT MATERIAL.
- POLYCARBONATE ROOFING FOR ATRIUMS.
- GRAVELS/PAVERS FOR PEDESTRIANS.



SITE DEVELOPMENT



SITE LAYOUT- EAST FACING

PROFF. RAJENDRA SINGH UNIVERSITY

12 ACRE



- 1- MAIN ENTRY GATE
- 2- PARKING
- 3- OUT DOOR PATIENT DEPARTMENT
- 4- TREATMENT BLOCKS
- 5- ADMIN BLOCK
- 6- MULTI PURPOSE HALL & INDOOR GAME AREA
- 7- LIBRARY & COUNSELLING
- 8- DELUX ACCOMODATION BLOCK
- 9- ECONOMY ACCOMODATION BLOCK
- 10- MALE ACCOMODATION BLOCK
- 11- FEMALE ACCOMODATION BLOCK
- 12- STAFF ACCOMODATION BLOCK
- 13- DINNING AREA
- 14- HERBAL GARDEN
- 15- TENNING COURT
- 16- BASKETBALL/FOOTBALL COURT
- 17- MEDITATION/YOGA HALL
- 18- O.A.T
- 19- PRIVATE VILLAS
- 20 - SERVICE ENTRY
- 21- SERVICE BLOCK
- 22- TREATMENT HUTS
- 23 - GAZEBO'S
- 24- CHESS GARDEN

OTHER'S LAND



OTHER'S LAND

STANDARD AREA COMPARISONS

OUT-DOOR PATIENT DEPARTMENT							
SPACES	AUROBINDO ASHRAM	NIRVANA NATUROPATHY	BALAJI NIROGDHAM	DEVAAYA	STANDARDS (NEUFERTS)	TENTATIVE REQUIRED AREA.	REMARK
WAITING+ RECEPTION AREA	----	----	80SQ.M	----	25 SQ.M	25 SQ.M	(NEUFERTS)
CONSULTATION ROOM	----	----		----	12-16 SQ.M	(2) 16SQ.M/-	(NEUFERTS)
WARDS DOCTOR CABIN	----	----		----	20 SQ.M	YET TO DECIDE	10P/- WARD AT A TIME

OUT-DOOR PATIENT DEPARTMENT							
SPACES	AUROBINDO ASHRAM	NIRVANA NATUROPATHY	BALAJI NIROGDHAM	DEVAAYA	STANDARDS (NEUFERTS)	TENTATIVE REQUIRED AREA.	REMARK
UROLOGY/XRAY	----	----	----	----	30 SQ.M	60 SQ.M(2)	ACC.TO MCI
CT SCAN	----	----	----	----	30 SQ.M	60 SQ.M(2)	ACC.TO MCI
MRI	----	----	----	----	66 SQ.M	66 SQ.M(1)	ACC.TO MCI
ULTRASOUND	----	----	----	----	35 SQ.M + W/C	35 SQ.M + W/C(3)	ACC.TO MCI
MAMOGRAPHY	----	----	----	----	30 SQ.M	30 SQ.M	pg-298
BLOOD SAMPLE	----	----	----	----	6 SQ.M(10P)	30 SQ.M/-10 persons	pg-290
PHYSIOTHERAPY UNIT	----	----	----	----	75 SQ.M	10p- 75sq.m	STANDARDS
LAUNDRY	----	----	----	----	5 SQ.M	5 SQ.M	pg-298
TREATMENT ROOM	----	----	----	----	25 SQ.M	----	pg-299
RECORDS/SERVER	----	----	----	----	15 SQ.M	15 SQ.M	pg-298
STAFF VESTIBULE	----	----	----	----	6 SQ.M	6 SQ.M	pg-298
WASTE DISPOSAL VESTIBULE	----	----	----	----	8 SQ.M	8 SQ.M	pg-298

SPACES	AUROBINDO ASHRAM	NIRVANA NATUROPATHY	BALAJI NIROGDHAM	DEVAAYA	STANDARDS (NEUFERTS)	TENTATIVE REQUIRED AREA.	REMARK
CLINICAL LABORATORY	----	----	----	----	150 SQ.M	150 SQ.M	AYURVEDA STANDARDS
OPERATION THEATRES	----	----	----	----	250 SQ.M	250 SQ.M	AYURVEDA STANDARDS
RADIOLOGY / SONOGRAPHY	----	----	----	----	75 SQ.M	75 sq.m	AYURVEDA STANDARDS
HOSPITAL KITCHEN + CANTEEN	----	----	----	----	100 SQ.M	100SQ.M/-	AYURVEDA STANDARDS

INDOOR PATEINT DEPARTMENT	-----	-----	-----	-----	1400 SQ.M	1400 sq.mt	(PACKAGES) AYURVEDA STANDARDS
AVG. TOILET	-----	-----	3 SQ,M	-----	3.5 SQ.M	3sq.m(4)	AYURVEDA STANDARDS
CLEANING ROOM					5 SQ.M	5 SQ.M/-	pg-301
NO.OF BATHROOMS	-----	-----	-----	-----	1 BATHROOM/- 6 BEDS	-----	AYURVEDA STANDARDS
NO.OF WASH BASINS	-----	-----	-----	-----	1 BASIN- 12 PERSONS	-----	AYURVEDA STANDARDS
CIRCULATION%	-----	-----	-----	-----	MIN.200 SQ.FT/- 25 BEDS	-----	CORRIDORS /RAMPS/ST AIRS ETC

THERAPY BLOCK							
SPACES	AUROBINDO ASHRAM	NIRVANA NATUROPATHY	BALAJI NIROGDHAM	DEVAAYA	STANDARDS (NEUFERTS)	TENTATIVE REQUIRED AREA.	REMARK
MASSAGE ROOM	10 SQ.M	6.5 SQ.M	6 SQ.M.	10 SQ.M.	35 SQ.M/- 3 BED ROOM	4 ROOMS/- 10 PERSONS	NEUFERTS pg-304
STEAM ROOM	10 sq.m+w/c	13SQ.M+W/C	13 SQ.M+W/C	10 SQ.M	12 SQ.M	2 ROOMS/- 8PERSON	pg-304
SAUNA	-----	15 SQ.M	25 SQ.M	20 SQ.M	40 SQ,M	2 ROOMS/- 12 PEOPLE	COOLING, FOOTBATH, W/C, PLUNGE POOL pg-374
WASHROOM/ SHOWER BATH	-----	-----	9SQ.M	-----	15 SQ.M	WITH WARM FOOTBATH BEFORE SAUNA- 2	Pg 373
COOLING ROOM	-----	-----	-----	-----	22 SQ,M	2 ROOMS/- (M/F)	Pg373
PLUNGE POOL	-----	-----	-----	-----	2 SQ,M	3 POOL- 6 PERSONS DEPTH-1.20	pg-372
JACCUZZI	-----	35 SQ.M	14 SQ,M	20 SQ.M	12 SQ.M	2 ROOMS/- 10 PERSONS	ACC. TO JACUZZI TUB SIZES.
SWIMMING POOL	-----	-----	-----	160 SQMT	35-60 SQ.M(8P) 144sq.m(20P)	15 people- 100sq.m	pg -374 DEPTH-1.35

SPACES	AUROBINDO ASHRAM	NIRVANA NATUROPATHY	BALAJI NIROGDHAM	DEVAAYA	STANDARDS (NEUFERTS)	TENTATIVE AREA REQ.	REMARK
HIP BATH	6 SQ.M	12 SQ.M	6.5 SQMT	-----	6.5 SQ.M	7SQ.M(4)	ACC.TO STUDY
MUD BATH	-----	150 SQMT	80 SQ.MT	-----	0.8SQ.M/- PERSON=20P	35 SQ.M	WITH SHOWER- 9 SQMT
ENEMA ROOM	6 SQ.M	10 SQ.M+W/C	6SQ.M	-----	6 SQMT	6 SQMT (4)	ACC. TO STANDRDS pg-301
COLON THERAPY	10 SQ.M	12SQ.M	8SQ.M	-----	10-20 SQ.M	10 SQ.M(2)	pg-301
PANCHKARMA BLOCK	-----	-----	-----	460 SQ.M	300 SQ,MT	300 SQMT.	AYURVEDA STANDARDS'9

PANCHKARMA BLOCK	-----	-----	-----	460 SQ.M	300 SQ,MT	300 SQMT.	AYURVEDA STANDARDS'9
CHANGING ROOMS/LOCKER	-----	-----	-----	-----	4sqm. (4cubicles) Disable people	12 CUBICLES- 12 SQ.M/ (3 NO.) EACH	Pg-363
STORE ROOM	-----	-----	8SQ,M	-----	8SQ,M/-	(2R)16 SQMT/-	PG-298
PHARMACY/AY URVEDIC STORE	280 SQ.M	-----	-----	-----	23 SQ.M	25-30 SQ.M	AYUSH STANDARDS
SERVICES	-----	-----	-----	-----	30 SQ.M	32 SQ.M	pg-298
YOGA/ MEDITATION	324SQ.M	-----	130SQ.M	100 SQ.M	1.9SQ.M/- PERSON	300 SQ.M/- 150 PERSON	STANDARD RESEARCH
SERVICE YARD	-----	-----	-----	-----	30X30M (SERVICES)	900 SQ,M	Pg-315
TOTAL						3490 SQ.M	
FINAL TOTAL AREA OF BLOCKS (TENTATIVE)						4875 OR 4880 SQ.M	

AREA REQUIREMENTS ➡

S.NO.	ROOM NAME	AREA (SQ.M)	NO. OF ROOMS	TOTALAREA (SQ.M)
O.P.D. (200+ persons Foot-Fall)				
1	+ RECEPTIWAITING ON	180	1	180
2	CONSULATION ROOM	20	15	300
3	UROLOGY/ XRAY	30	3	90
4	PHARMACY STORE	175	1	175
5	PANCHKARMA STORE	50	1	50
6	CLINICAL LABORATORY _PATHOLOGY + MICROBIOLOGY + TOILET(M) + TOILET (F) + URINE COLLECTION + BLOOD SAMPLE + WAITING AREA	250	1	500
8	CT-SCAN (MAIN ROOM + CONSOLE ROOM + STORAGE + PREP ROOM + EQUIPMENT ROOM + TOILET	40	2	80
9	MRI (MAIN ROOM + CONSOLE ROOM + STORAGE + PREP ROOM + EQUIPMENT ROOM + TOILET	80	1	80
10	ULTRASOUND (TOILET + BED + EQUIPMENT)	35	3	105
11	RECORD ROOM	30	1	30
12	LAUNDRY ROOM	25	1	25
13	STAFF VESITUBLE	30	1	30
14	WASTE VESITUBLE	40	1	40
15	CANTEEN + KITCHEN + STORAGE	200	1	200
16	GYMNASTIC ROOM (EXCERSICE ROOM + BOBATH ROOM)	75	2	150
17	STAFF LOUNGE	20	1	20
18	PATIENT LOUNGE	25	1	25
19	AHU ROOM	25	4	100
20	JANITOR ROOM	10	2	20
21	CLEANING STAFF ROOM	15	2	30
22	ELECTRICAL ROOM	15	1	15
23	SENIOR DOCTOR'S ROOM + TOILET	30	1	30
24	DOCTOR'S PA. ROOM	15	1	15
25	WAITING + RECEPTION	25	1	25
26	OPD SUPERVISOR ROOM	20	1	20
27	FAMILY WELFARE EDUCATION ROOM	15	1	15
28	ACCOUNT OPEN OFFICE	35	1	35
29	CONFERENCE ROOM (DIRECTOR'S)	20	1	20

S.NO.	ROOM NAME	AREA (SQ.M)	NO. OF ROOMS	TOTAL AREA (SQ.M)
30	UPS ROOM	20	2	40
31	IT/SERVER ROOM	15	2	30
32	COMMON TOILET (M)	20	1	20
33	COMMON TOILET (F)	20	1	20
34	HANDICAP TOILET	8	1	8
35	STORE ROOM	20	1	20
	SUB-TOTAL			2543
	CIRCULATION	25%		635.75
	GRAND TOTAL			3178.75

GUEST ACCOMMODATION BLOCK				
ECONOMY BLOCK				
36	WAITING AREA	45	1	45
37	COMMON TOILET (M +F)	5	2	10
38	(QUEENBED) DOUBLE BEDROOM + TOILET	30	25	750
39	JANITOR ROOM	10	2	20
40	SERVICE ROOMS	15	2	30
41	CCTV ROOM	15	1	15
42	ELECTRICAL ROOM	15	1	15
	SUB-TOTAL			855
	CIRCULATION	25%		213.75
	TOTAL			1068.75
DELUXE BLOCK				
43	WAITING AREA	45	1	45
44	COMMON TOILET (M +F)	5	2	10
45	DOUBLE BEDROOM(KINGBED) + TOILET + BALCONY + DRESSING ROOM	40	15	600
46	JANITOR ROOM	10	3	30
47	SERVICE ROOMS	20	2	40
48	CCTV ROOM	15	1	15
	SUB-TOTAL			725
	CIRCULATION	25%		181.25
	TOTAL			906.25
DORMITORY				
49	WAITING AREA	45	2	90
50	COMMON TOILET (M)	6	8	48
51	COMMON TOILET (F)	6	5	30
52	DORMITORY HALL (M)	384	1	384
53	DORMITORY HALL (F)	256	1	256
54	SERVICE ROOMS	20	2	40
55	JANITOR ROOM	10	2	20
56	CCTV ROOM	15	1	15

S.NO.	ROOM NAME		AREA (SQ.M)	NO. OF ROOMS	TOTAL AREA (SQ.M)
	<i>SUB-TOTAL</i>				868
	CIRCULATION	25%			217
	TOTAL				1085 (AREA 1452= 484X3FLOORS)

VILLAS				
50	WAITING AREA	30	1	30
51	COMMON TOILET (M)	6	8	48
52	COMMON TOILET (F)	6	5	30
53	VILLA (BEDROOM + TOILET + PANTRY + BALCONY + LIVING)	60	5	300
	<i>SUB-TOTAL</i>			408
	GRANDTOTAL			3468

TREATMENT BLOCK				
AYURVEDA				
54	RECEPTION + WAITING	50	1	50
55	PANCHKARNA UNIT (VAMANA +RAKHTMOKSHAM + VIERECHAM + NASYA +BASTI)	400	1	400
56	LEPA THERAPY (M)	20	3	60
57	LEPA THERAPY (F)	15	2	30
58	LEPA THERAPY_TOILET (M)	6	3	18
59	LEPA THERAPY_TOILET (F)	2	3	6
60	SHRINGARA (FRUIT MASSAGE) (M)	20	5	100
61	SHRINGARA (FRUIT MASSAGE) (F)	20	4	80
62	SHRINGARA_TOILET (M)	6	5	30
63	SHRINGARA_TOILET (F)	6	4	24
64	ABHYANAGA (OIL MASSAGE) (M)	25	5	125
65	ABHYANAGA (OIL MASSAGE) (F)	25	5	125
66	ABHYANAGA_TOILET (M)	6	5	30
67	ABHYANAGA_TOILET (F)	6	5	30
68	COMMON STAFF TOILET (M)	20	1	20
69	COMMON STAFF TOILET (F)	20	1	20
70	HANDICAP TOILET	8	1	8
71	ENEMA THERAPY (M) +(T)	15	5	75
72	ENEMA THERAPY (F) + (T)	15	4	60
73	HEAD THERAPY_THALAM (M)	15	2	30
74	HEAD THERAPY_THALAM (F)	15	2	30
75	SRIOVASTHY (M)	15	2	30
76	SRIOVASTHY (F)	15	2	30

S.NO.	ROOM NAME	AREA (SQ.M)	NO. OF ROOMS	TOTAL AREA (SQ.M)
77	THALATOPOTHI (M)	15	2	30
78	THALATOPOTHI (F)	15	2	30
79	MUKALEKHAM (M)	25	1	25
80	MUKALEKHAM (F)	25	1	25
81	NARANGAKHIZHI (M)	20	2	40
82	NARANGAKHIZHI (F)	20	2	40
83	PODIKHIZI (M)	20	2	40
84	PODIKHIZI (F)	20	2	40
85	PUTAPAKAM + THARPAM (M)	25	2	50
86	PUTAPAKAM + THARPAM (F)	25	2	50
87	KATEEVASTHY (M)	20	2	40
88	STORAGE ROOM + EQUIPMENT ROOM	30	2	60
89	JANITOR ROOM	10	2	20
90	STAFF COMMON TOILET (M)	10	1	10
91	STAFF COMMON TOILET (F)	10	1	10
92	DOCTOR'S ROOM + TOILET	20	5	100
93	STAFF SUPERVISOR COMMON ROOM	20	3	60
	SUB-TOTAL			2081

NATUROPATHY				
94	WAITING LOBBY	20	1	20
95	PHYSIOTHERAPY (M)	25	5	125
96	PHYSIOTHERAPY (F)	25	4	100
97	PHYSIOTHERAPIST ROOM	20	2	40
98	STEAM + SAUNA (M)	45	2	90
99	STEAM + SAUNA (F)	45	1	45
100	JACUZZI + CHANGING (M)	22	1	22
101	JACUZZI + CHANGING (F)	22	1	22
102	ACCUPUNTURE + ACCUPRESSURE (M)	20	2	40
103	ACCUPUNTURE + ACCUPRESSURE (F)	20	2	40
104	MUD BATH (M)	8	3	24
105	MUD BATH (F)	8	2	16
106	MUD BATH_SHOWER + CHANGING +LOCKER (M)	10	1	10
107	MUD BATH +SHOWER+ CHANGING + LOCKER (F)	10	1	10
108	WET + CHEST PACK THERAPY (M)	20	4	80
109	WET + CHEST PACK THERAPY (F)	20	3	60
110	HIP BATH (M)	8	3	24
111	HIP BATH (F)	8	2	16
112	ELECTRO-MAGNET THERAPY (M)	35	2	70
113	ELECTRO-MAGNET THERAPY (F)	35	2	70
114	STAFF COMMON TOILET (M)	10	1	10

S.NO.	ROOM NAME	AREA (SQ.M)	NO. OF ROOMS	TOTAL AREA (SQ.M)
115	STAFF COMMON TOILET (F)	10	1	10
116	LAUNDRY ROOM	25	1	25
117	JANITOR ROOM	10	1	10
	SUB-TOTAL			979
UNANI				
118	WAITING LOBBY	20	1	20
119	KAPPING THERAPY (M)	20	2	40
120	KAPPING THERAPY (F)	20	1	20
121	PHARMACOTHERAPY + DIETOTHERAPY	20	2	40
122	KASHASUTRA (MINOR OT)	35	1	35
	SUB-TOTAL			155
HOMEOPATHY				
123	WAITING LOBBY	15	1	15
124	JANITOR ROOM	10	1	10
125	CONSULTATION ROOM	15	2	30
126	REASONAL ANESTHESIA ROOM	20	1	20
127	COMMON STAFF TOILET (M)	10	1	10
128	COMMON STAFF TOILET (F)	10	1	10
129	HANDICAP TOILET	4	1	4
130	RESEARCH LABORATORY	35	1	35
131	STAFF COMMON ROOM + PANTRY	25	1	25
132	AHU ROOM	25	9	225
133	ELECTRICAL ROOM	15	4	60
134	CCTV ROOM	15	1	15
	SUB-TOTAL			159
	TOTAL			3374
	CIRCULATION	25%		843.5
	GRANDTOTAL			4217.5
MEDITATION HALL + YOGA HALL				
135	HALL + CHANGING ROOM + LOCKER + TOILET	3000	1	3000
	GRANDTOTAL			3000

S.NO.	ROOM NAME	AREA (SQ.M)	NO. OF ROOMS	TOTAL AREA (SQ.M)
LIBRARY + COUNSELLING				
137	WAITING LOBBY LIBRARY	40	1	40
138	SEATING AREA	300	1	300
139	LIBRARIAN + TOILET	20	1	20
140	CAFETERIA	40	1	40
141	WAITING LOBBY COUNSELLING AREA	40	1	40
142	PRIVATE COUNSELLING ROOM	20	15	300
143	COMMON COUNSELLING HALL	50	5	250
144	COMMON COMMUNICATION ROOM	35	5	175
145	COMMON TOILET MALE	10	2	20
146	COMMON TOILET FEMALE	10	2	20
147	HANDICAP TOILET	8	1	8
148	ART THERAPY STUDIO	145	4	580
149	SERVICES ROOM	25	2	50
150	ELECTRICAL ROOM	20	2	40
151	CCTV IT/ROOM	20	2	40
	GRAND TOTAL			1790
MULTI-PURPOSE HALL + GAMING ZONE				
	ENTRANCE LOBBY	100	1	100
152	MULTI-PURPOSE HALL + STAGE	250	1	250
153	COMMON TOILET(M)	15	1	15
154	COMMON TOILET (F)	15	1	15
155	HANDICAP TOILET	8	1	8
156	GREEN ROOM + TOILET	20	5	100
157	STORE ROOM	25	1	25
158	ELCETRICAL ROOM	20	2	40
159	SERVICE ROOM	20	2	40
	SUB-TOTAL			593
	CIRCULATION	25%		148.25
INDOOR GAME AREA				
160	TABLE TENNIS	20	2	40
161	CARROM	4	4	16
162	SQUASH	65	1	65
163	SELF-DEFENSE TECHNIQUE WORKSHOP	36	2	72
164	CHANGING ROOM (M) + TOILET	10	2	20
165	CHANGING ROOM (F) + TOILET	10	2	20
166	STORAGE ROOM	30	1	30
	SUB-TOTAL			263
	CIRCULATION	25%		65.75
	GRAND TOTAL			1070

DINING HALL + KITCHEN (300-400 PEOPLE)				
175	GUEST DINING AREA	320	1	320
176	OFFICE + RECORD ROOM	15	1	15
177	STAFF DINING AREA	160	1	160
178	KITCHEN AREA	150	(1.8X 80 SEAT 4SEATER)	150
179	SERVING AREA	10	1	10
180	TOILET + WASH AREA	20	1	20
181	JANITOR	15	1	15
182	KITHCEN UTILITY ROOM	40	1	40
183	KITCHEN STORAGE AREA	40	1	40
	GRAND TOTAL			770

STAFF ACCOMMODATION BLOCK				
184	WAITING AREA	45	1	45
185	COMMON TOILET (M & F)	10	2	20
186	DOUBLE BEDROOM + TOILET (MALE) _TECHNICIAN ROOMS	18	21	378
187	DOUBLE BEDROOM + TOILET (FEMALE) _TECHNICIAN ROOMS	18	14	252
188	DOCTOR'S ROOM + TOILET (MALE)	20	18	360
189	DOCTOR'S ROOM + TOILET (FEMALE)	20	12	240
190	STORE ROOM	25	2	50
191	ELCETRICAL ROOM	20	4	80
192	SERVICE ROOM	20	4	80
193	JANITOR	10	2	20
194	DORMITORY HALLS (M) _WORKERS	50	1	50
195	DORMITORY HALLS (F) _WORKERS	40	1	40
196	CARE TAKER ROOM (WARDEN ROOM) + TOILET	25	2	50

S.NO.	ROOM NAME	AREA (SQ.M)	NO. OF ROOMS	TOTAL AREA (SQ.M)
197	WARDEN OFFICE	15	1	15
	<i>SUB-TOTAL</i>			<i>1680</i>
	CIRCULATION	25%	1	420
	GRAND TOTAL			2100

PRAKRITI DIRECTOR'S ACCOMMODATION BLOCK				
198	VILLA (BEDROOM + TOILET + PANTRY + STOREROOM + LIVING ROOM)	80	3	240
199	PARKING	12.5	1	12.5
200	SERVANT QUARTER + TOILET	20	1	20
	GRAND TOTAL			272.5
SERVICE BLOCK				
201	CHILLER PLANT, DG AREA, ELCETRICAL CONSOLES & EUIPMENTS+ GREY WATER TREATMENT PLANT	300	1	300
202	SITE ENGINEER'S ROOM	20	1	20
203	ATTENDANT ROOM	15	2	30
204	TECHNICIAN''S ROOM	15	2	30
	<i>SUB-TOTAL</i>			<i>380</i>
	CIRCULATION	25%		95
	GRAND TOTAL			475
ADMINISTRATION BLOCK				
205	WAITING AREA + RECEPTION	45	1	45
206	COMMON TOILET (M)	15	1	15
207	COMMON TOILET (F)	15	1	15
208	MAINTENANCE HEAD CABIN + TOILET	20	1	20
209	DIRECTOR'S CABIN + TOILET	20	3	60
210	DIRECTOR'S P.A.	15	1	15
211	OPEN SUPPORT OFFICE	25	1	25
212	CONFERENCE ROOM	40	1	40
213	PANTRY	10	1	10
214	JANITOR ROOM + CLEANING STAFF	10	1	10
215	DEPUTY MEDICAL SUPRITENDENT'S CABIN + TOILET	20	1	20
216	MEDICAL SUPRITENDENT'S CABIN + TOILET	20	1	20
217	RESIDENT MEDICAL OFFICER (RMO) + TOILET	20	1	20
218	IT SERVER ROOM	15	1	15
219	UPS ROOM	20	1	20
	<i>SUB-TOTAL</i>			<i>350</i>
	CIRCULATION	25%		87.5
	GRAND TOTAL			437.5
	OVERALL TOTAL BUILT-UP AREA			21782.25

SITE LAYOUT- EAST FACING

PROFF. RAJENDRA SINGH UNIVERSITY



- 1- MAIN ENTRY GATE
- 2- PARKING
- 3- OUT DOOR PATIENT DEPARTMENT
- 4- TREATMENT BLOCKS
- 5- ADMIN BLOCK
- 6- MULTI PURPOSE HALL & INDOOR GAME AREA
- 7- LIBRARY & COUNSELLING
- 8- DELUX ACCOMODATION BLOCK
- 9- ECONOMY ACCOMODATION BLOCK
- 10- MALE ACCOMODATION BLOCK
- 11- FEMALE ACCOMODATION BLOCK
- 12- STAFF ACCOMODATION BLOCK
- 13- DINNING AREA
- 14- HERBAL GARDEN
- 15- TENNING COURT
- 16- BASKETBALL/FOOTBALL COURT
- 17- MEDITATION/YOGA HALL
- 18- O.A.T
- 19- PRIVATE VILLAS
- 20 - SERVICE ENTRY
- 21- SERVICE BLOCK
- 22- TREATMENT HUTS
- 23 - GAZEBO'S
- 24- CHESS GARDEN

OTHER'S LAND



OTHER'S LAND













ELECTIVE 1 - LANDSCAPING LAYOUT

MIRZAPUR HIGHWAY PRAYAGRAJ



TREE	DIAMETER	HEIGHT	BOTANICAL NAME	COMMON NAME	REASONS FOR PLANTING.
	5 mt	5 – 10 mt	Delonix regia	Gulmohar	Feathery leaves, dense foliage provides full shade. Virtually evergreen.
	3 mt	15 - 30 mt	Azadirachta indica	Neem	Neem is one of a very few shade-giving trees. Used as medicinal tress in ayurveda. Evergreen tree.
	3 mt	15 – 30 mt	Ficus religiosa	Peepal	They prefer full sunlight and can grow in all soil types. Requires full sunlight. evergreen. Long lifespan.
	3 – 5 mt	8 – 12 mt	Saraca asoca	Ashoka	The ashoka is prized for its beautiful foliage and fragrant flowers evergreen.
	6 – 10 feet	6 – 12 feet	Cascabela thevetia	Kaner	Evergreen tree. It is effectively drought resistant and tolerant to high temperatures. Yellow funnel shape flowers.
	8 – 9 mt	3 – 12 mt	Psidium guajava	Guava	Highly adaptable, guavas can be easily grown as container plants in temperate regions becoming a popular bonsa species.
	20 – 30 feet	10 – 30 feet	Ficus racemosa , Cluster fig	Gular	It is a fast-growing plant the bark of <i>ficus racemosa</i> is used as a home remedy. Used as medcinal plant for piles etc.
	10 feet	8 feet	Jasminum	Jasmine	Particularly valued by gardeners throughout the temperate world for the intense fragrance of its flowers in summer.
	2-8 feet wide	3 -10 feet	Buxus Mycrophylla	Boxwood	The boxwood can be grown as a stand alone plant, in groups or as a hedge. They can thrive in light shade as well as full sun.
	3 – 4 mt	10 - 15 mt	Lagerstroemia	Pride of india	Hardy and beautiful trees look majestic when in full bloom. Famous in ayurvedic medcine.

TREE	DIAMETER	HEIGHT	BOTANICAL NAME	COMMON NAME	REASONS FOR PLANTING.
	4 feet wide	1 to 3 feet 3 to 8 feet.	Rosa	Roses	Used as landscape plants, for hedging roses are best known as ornamental plants grown for their flowers in the garden.
		0.1 to 2.2 m	Tagetes	Marigold	Depending on the species, marigold foliage has a musky, pungent scent.
	8 feet wide	7 feet	Hydrangea macrophylla	Hydranzea	Not considered a particularly difficult plant to grow good for adding a splash of early summer color to shady areas
	5 – 8 feet	4 – 10 feet	Malvaceae	Hibiscus	Large showy flowers . Evergreen plant.
		1 mt.	Catharanthus roseus	Sadabahar	It is noted for its long flowering period, throughout the year in tropical conditions,in warm temperate climates. Full sun and well-drained soil are preferred. Evergreen shrub.
		1 – 2 feet	Trachyspermum ammi	Ajwain	Plant/herb are consumed by humans.Ayurvedic uses.Regular watering and sunlight.Easy to grow.
	2 feet	1- 3 mts	Eclipta prostrata	Bhringraj	Health benefits , ayurvedic herb.Used in panchkarma therapys.
	4- 6 inches	1c- 2 feet	Mentha	Mint	Mints are aromatic, almost exclusively perennial herbs. needs 4-6 hours of sunshine per day.
	3 – 4 feet	3 – 8 feet	Nelumbo nucifera	Water Lotus	To grow and bloom their best they prefer full sunlight. Grown mostly in ponds or still water.
	12 – 24 inch		Ocimum tenuiflorum	Tulsi	It is widely used as a herbal tea , commonly used in ayurveda.Most needed herb. Leaves are green or purple

OSB & Plywood

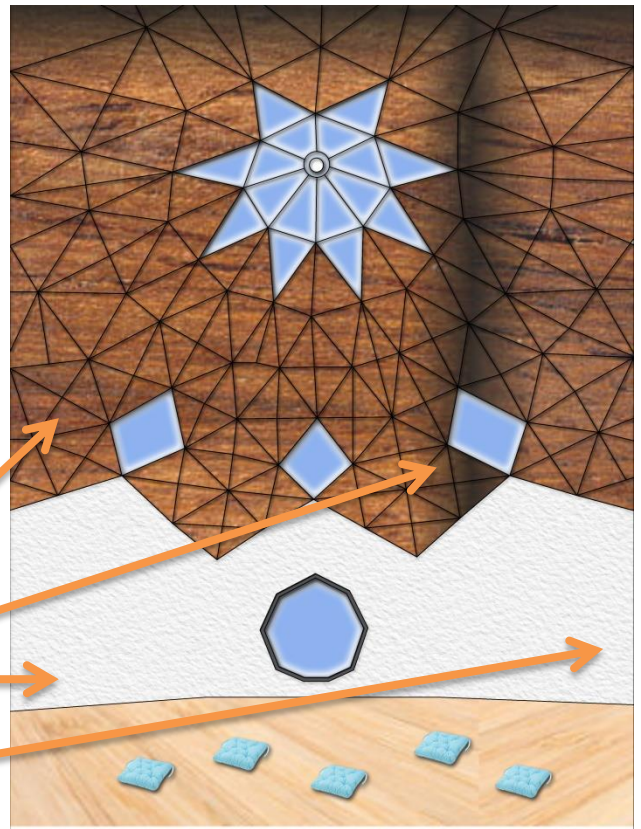
Mostly on wooden framed domes, OSB boards and plywood are frequently used as the first cover. After the frames covered with the panels, it is also possible to cover with shingles, paint, insulation material, thin concrete plaster, and even adobe.

Frame - 2" X 8" struts used.

Cover - 6mm ply board.

Wood tiles – 150 x 900 mm.

Cover – concrete plaster



GEODESIC DOME STRUCTURE

INTERIOR OF MEDITATION/YOGA HALL

BIBLIOGRAPHY

THE REFERENCE FOR THE THESIS HAS BEEN TAKEN FROM-

1- NEUFERTS

2-ARCH DAILY.COM

3-NATIONAL BUILDING CODE

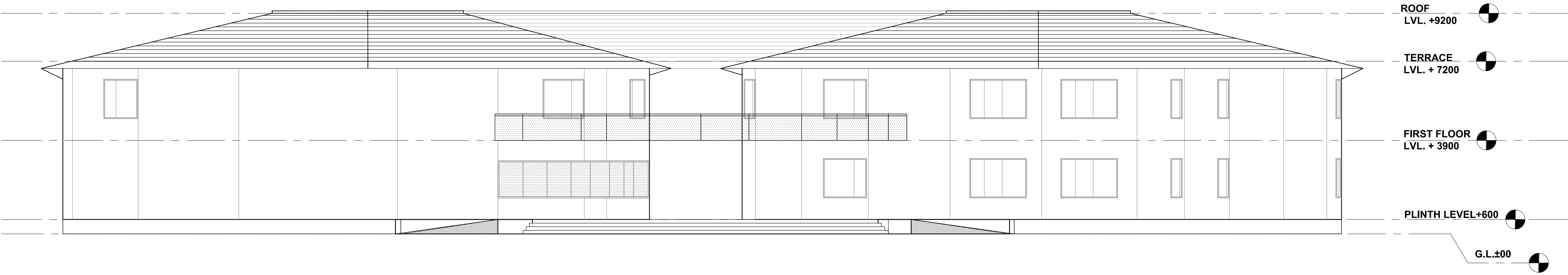
4-GOOGLE.COM

5-PINTEREST

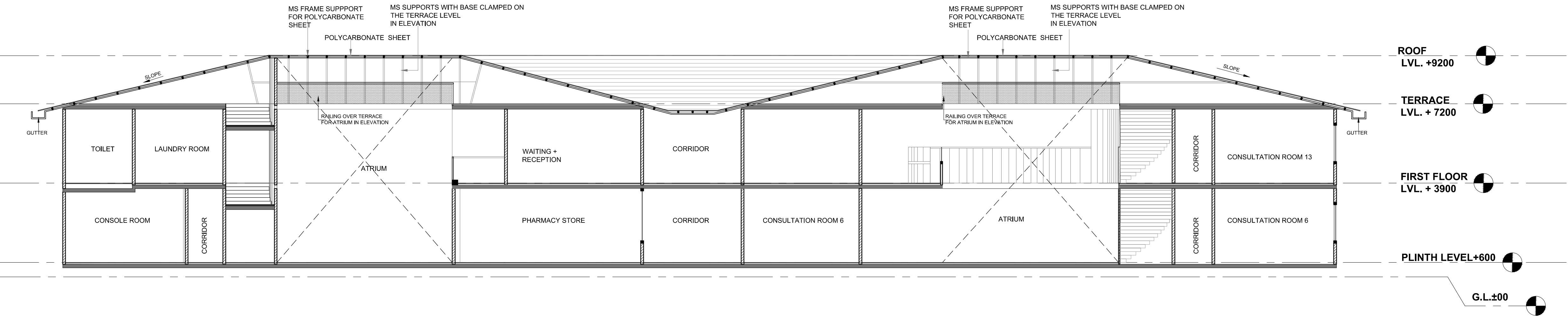
6- Medical council of india

**GUIDED BY-
AR. MOHIT SACHAN**

**CLIENT- PRAKRITVEDA WELLNESS
CENTRE , PRAYAGRAJ**



ELEVATION-A



SECTION X-X'

Drawing Title

OPD BLOCK:
ROOF PLAN

North

Scale 1:100

Date 29.06.2022

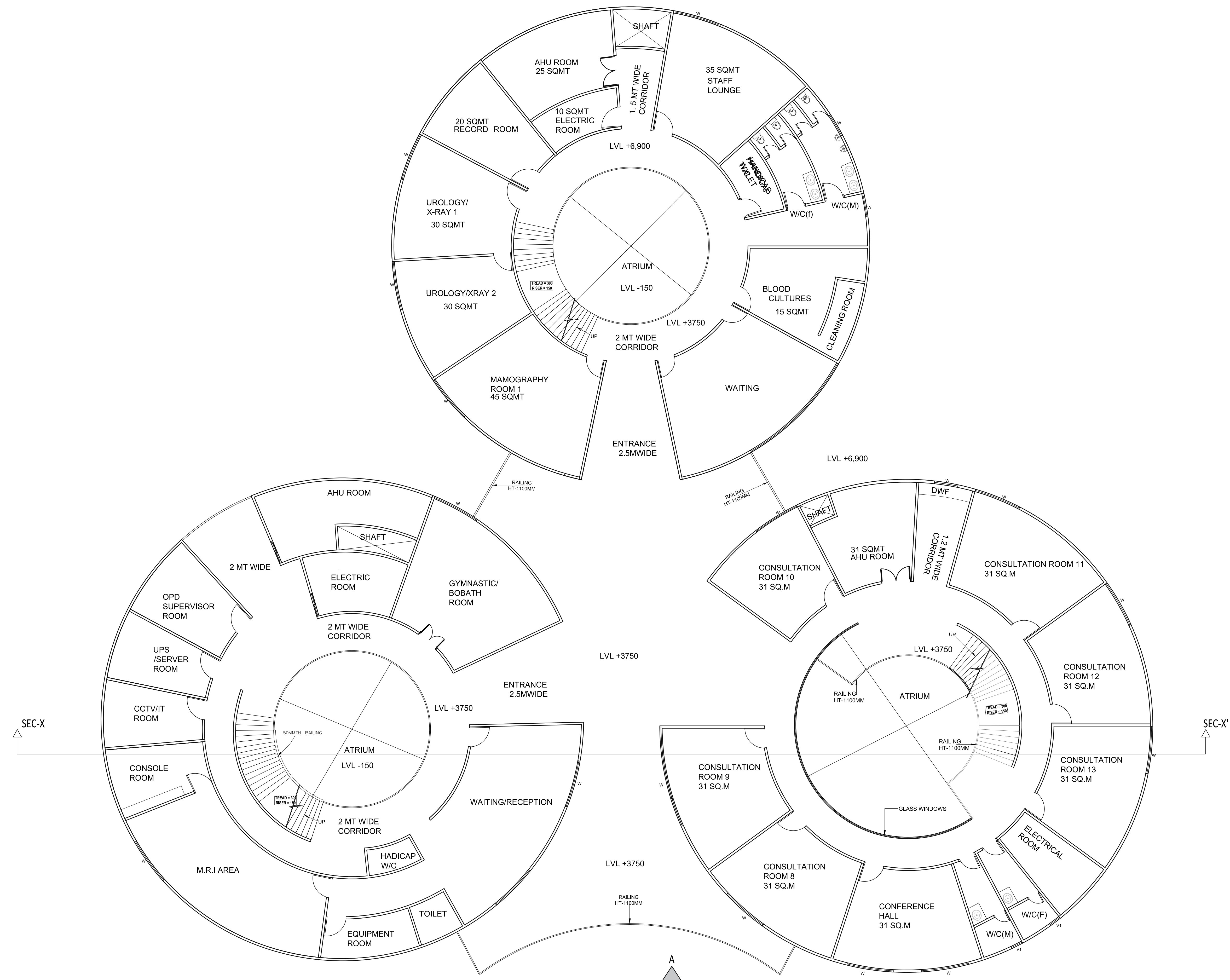
Drawn By
Mienal Agarwal

GUIDED BY-
AR MOHIT SACHAN

B-ARCH
5TH YEAR
2021-2022

Project

PRAKRITI
HOLISTIC CENTRE
OF LIVING ,
LEARNING AND
HEALING



FIRST FLOOR PLAN

Drawing Title

OPD BLOCK:
FIRST FLOOR PLAN

Scale 1:100

Date 29.06.2022

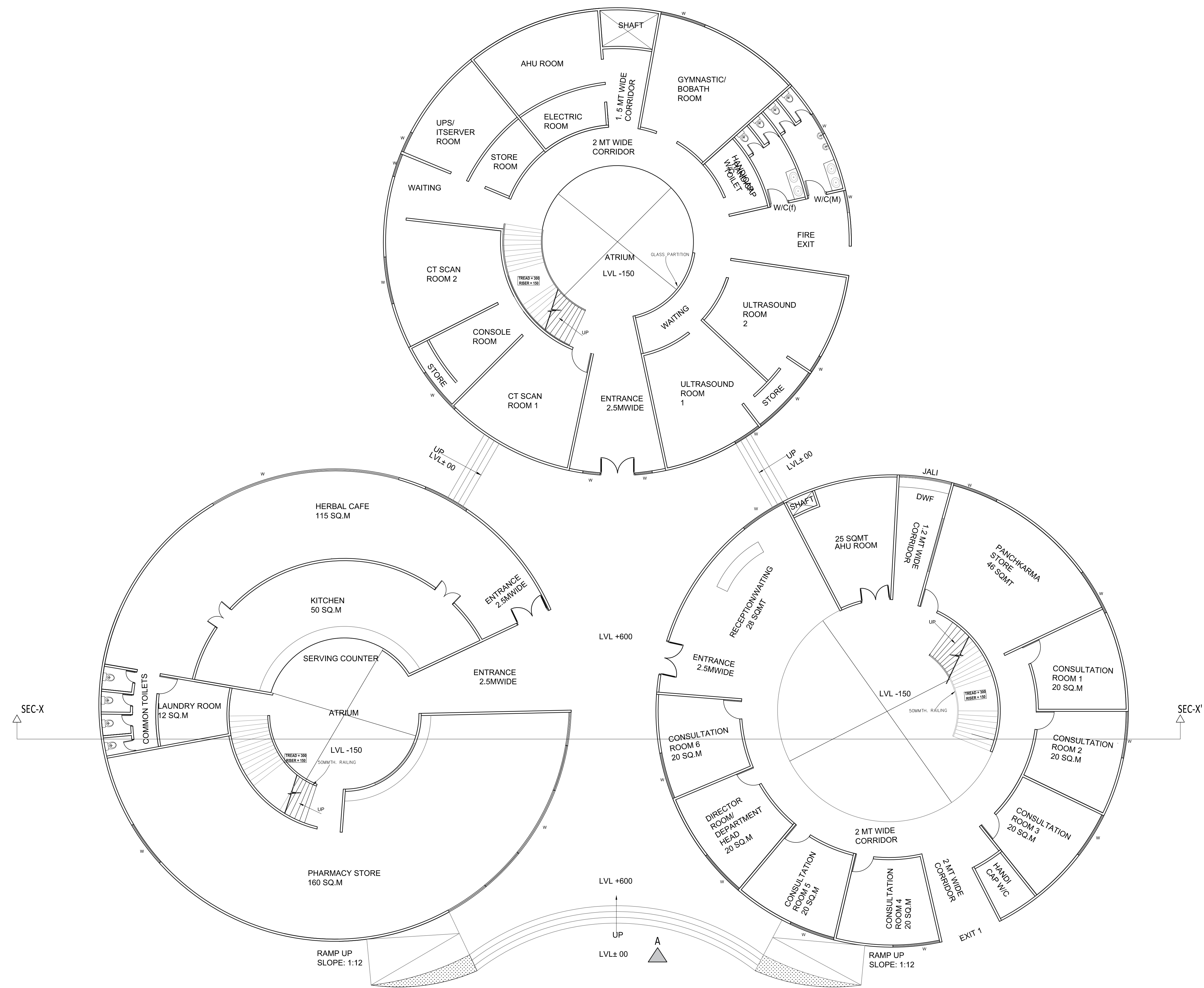
Drawn By
Mienal Agarwal

GUIDED BY-
AR MOHIT SACHAN

B-ARCH
5TH YEAR
2021-2022

Project

PRAKRITI
HOLISTIC CENTRE
OF LIVING ,
LEARNING AND
HEALING



Drawing Title

OPD BLOCK:
GROUND FLOOR PLAN

Scale 1:100

Date 29.06.2022

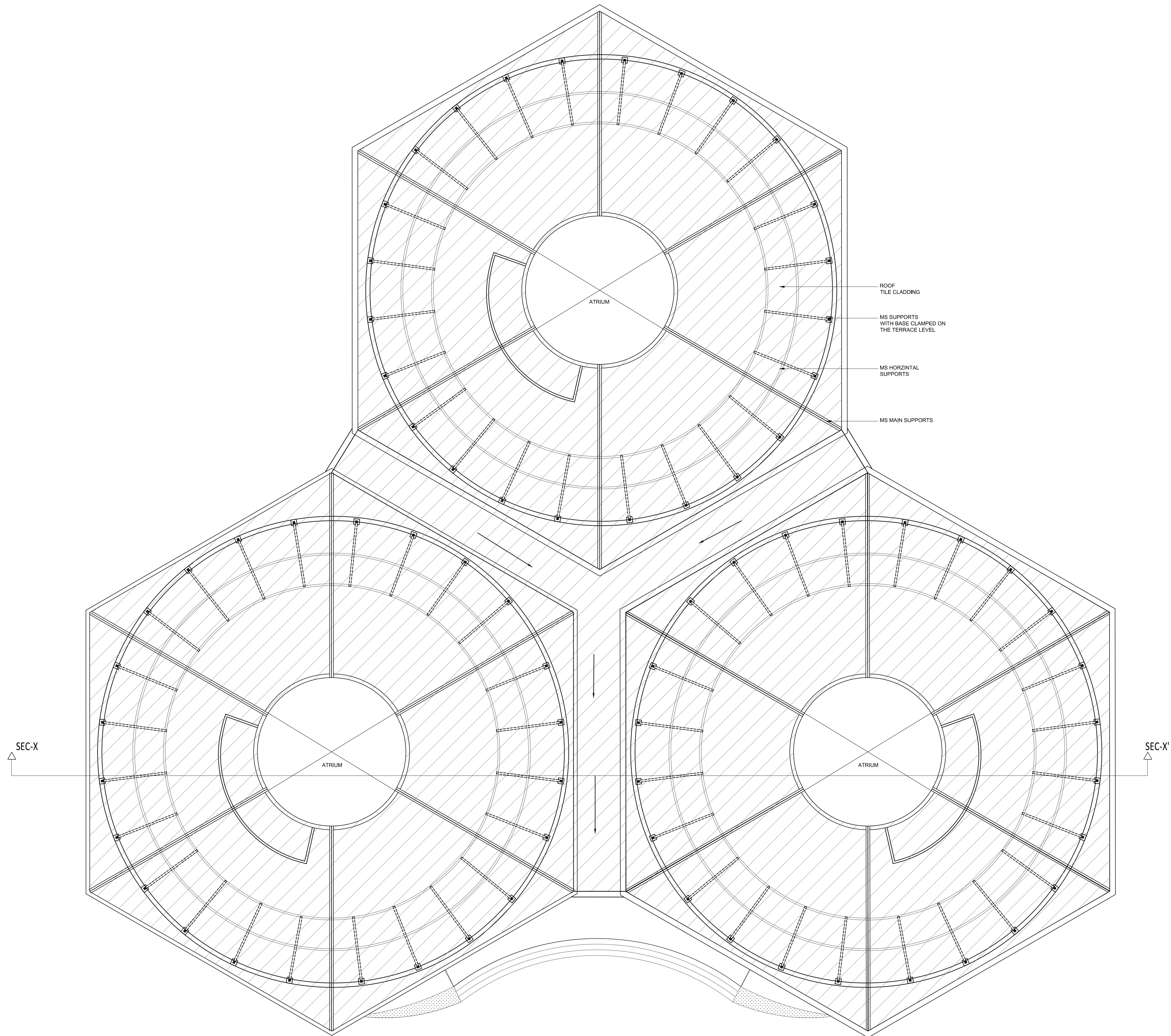
Drawn By
Mienal Agarwal

GUIDED BY-
AR MOHIT SACHAN

B-ARCH
5TH YEAR
2021-2022

Project

PRAKRITI
HOLISTIC CENTRE
OF LIVING ,
LEARNING AND
HEALING



Drawing Title

OPD BLOCK:
ROOF PLAN

Scale 1:100

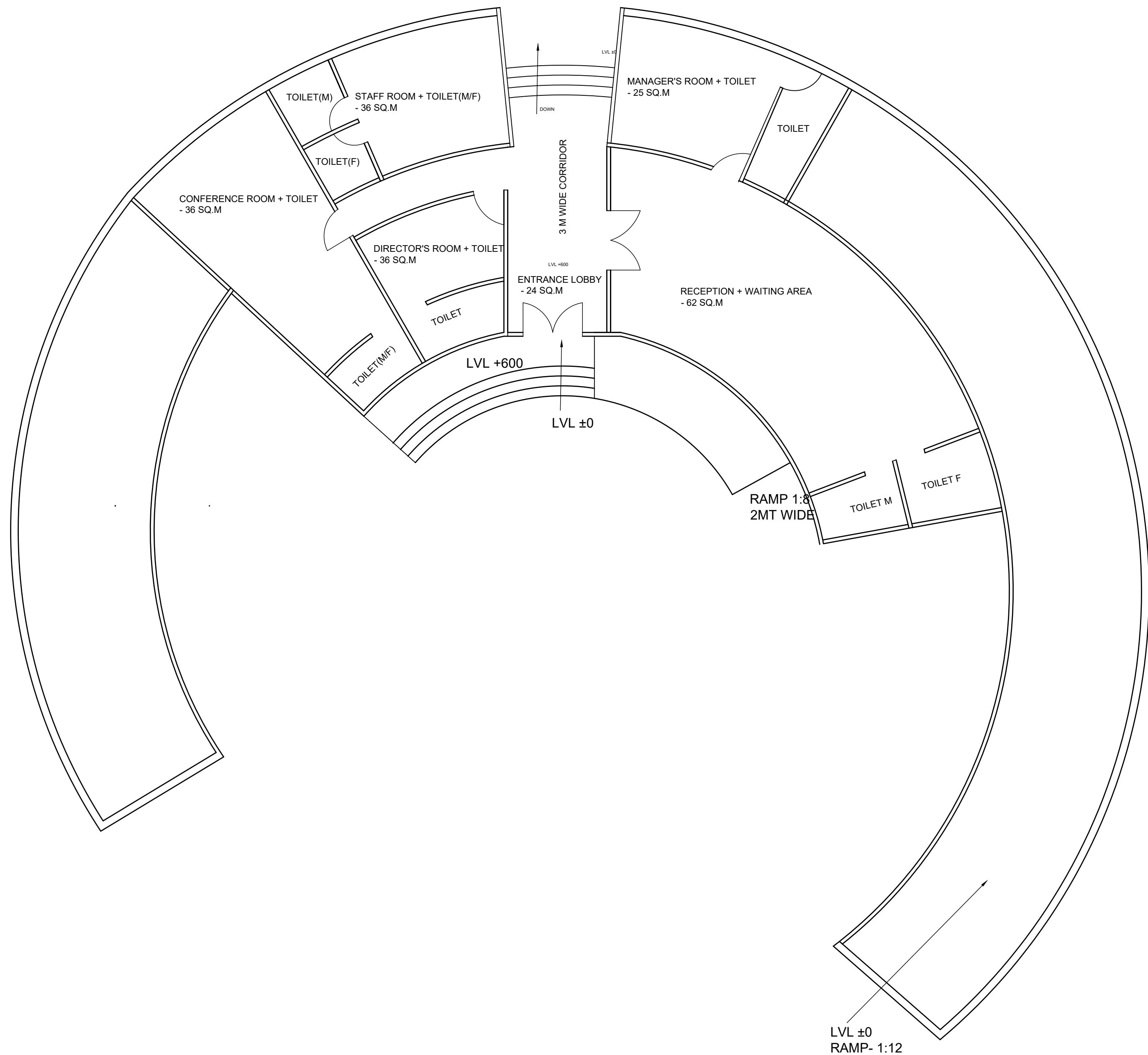
Date 29.06.2022

Drawn By
Mienal Agarwal

GUIDED BY-
AR MOHIT SACHAN

B-ARCH
5TH YEAR
2021-2022

North



Project
**PRAKRITI
HOLISTIC CENTRE
OF LIVING ,
LEARNING AND
HEALING**

DRAWINGS

References

Drawing Title
ADMIN BLOCK

Dg.No.

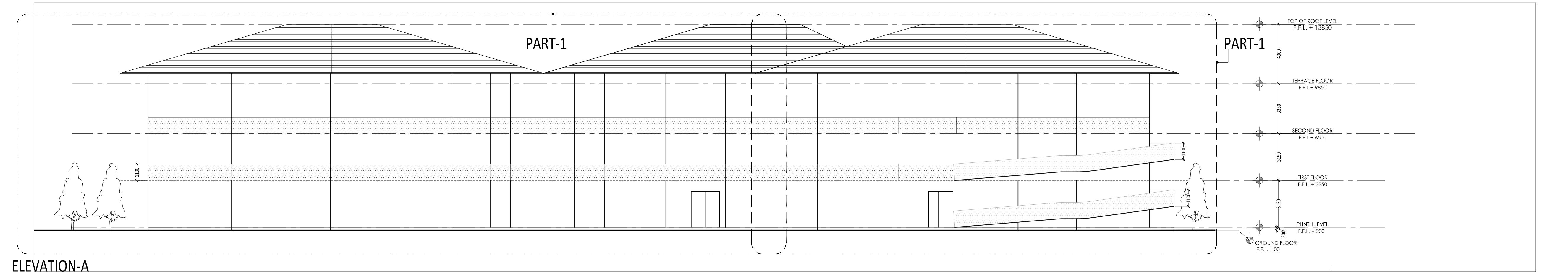
Scale

Date

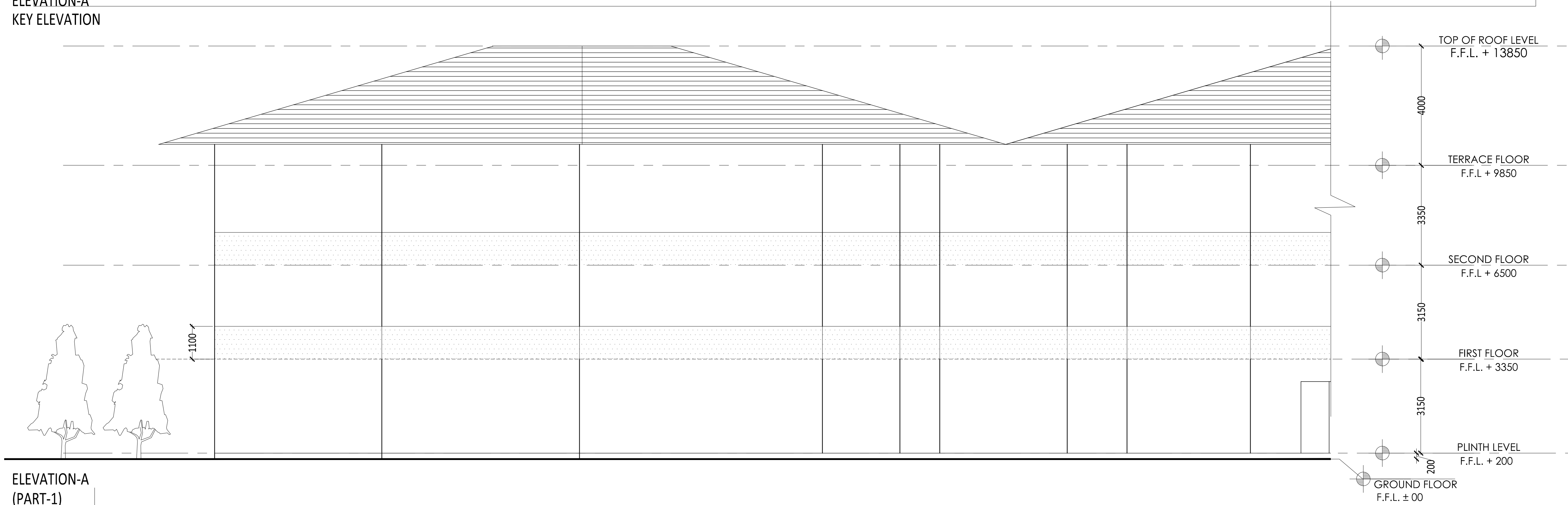
Drawn By
Mienal Agarwal

GUIDED BY—
AR MOHIT SACHAN

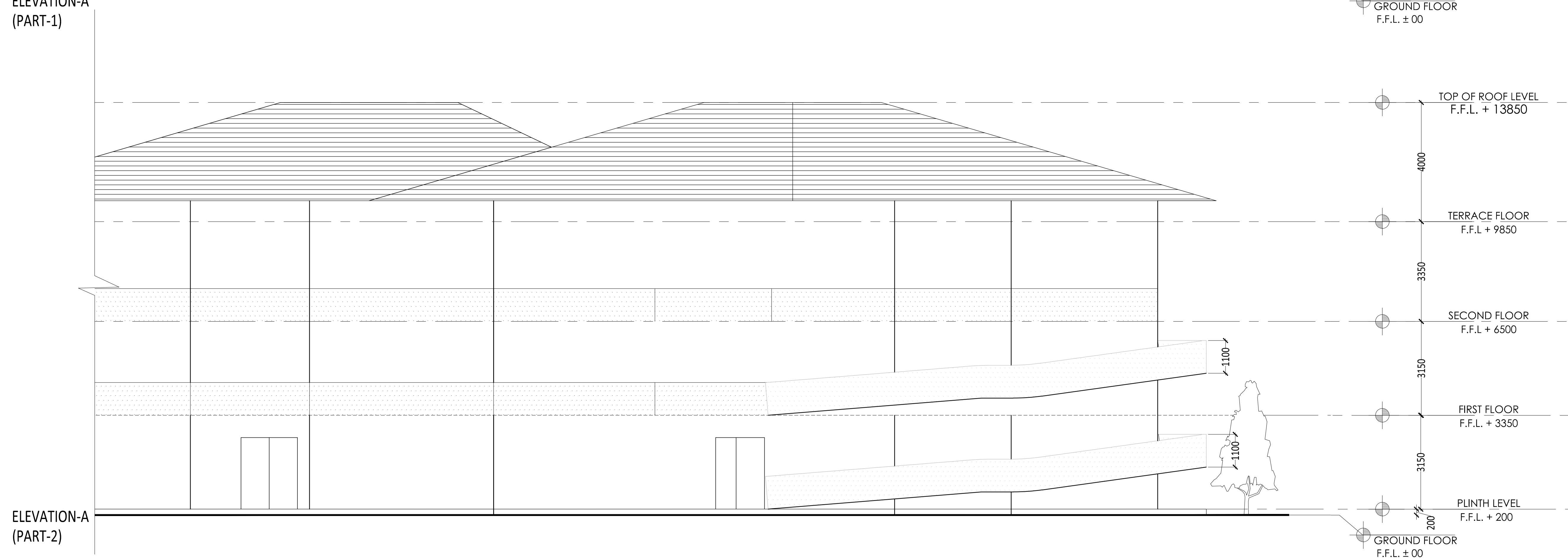
B—ARCH
5TH YEAR
2021–2022



ELEVATION-A
KEY ELEVATION



ELEVATION-A
(PART-1)



ELEVATION-A
(PART-2)

Project

PRAKRITI
HOLISTIC CENTRE
OF LIVING ,
LEARNING AND
HEALING

Drawing Title

TREATMENT BLOCK:
ELEVATION-A

North

Scale 1:100

Date 29.06.2022

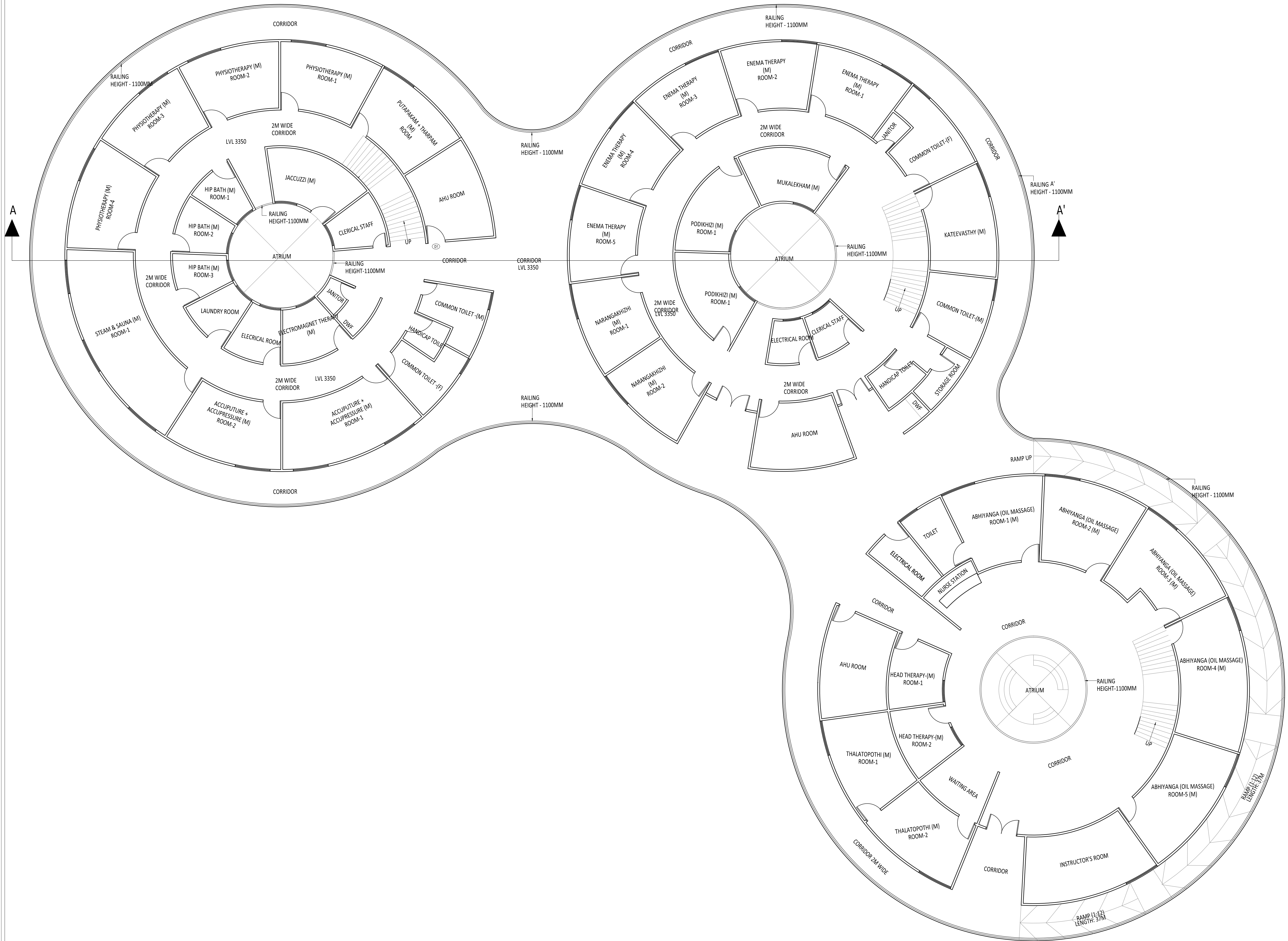
Drawn By
Mienal Agarwal

GUIDED BY-
AR MOHIT SACHAN

B-ARCH
5TH YEAR
2021-2022

Project

PRAKRITI
HOLISTIC CENTRE
OF LIVING ,
LEARNING AND
HEALING



Drawing Title

TREATMENT BLOCK:
FIRST FLOOR PLANS

North

Scale 1:100

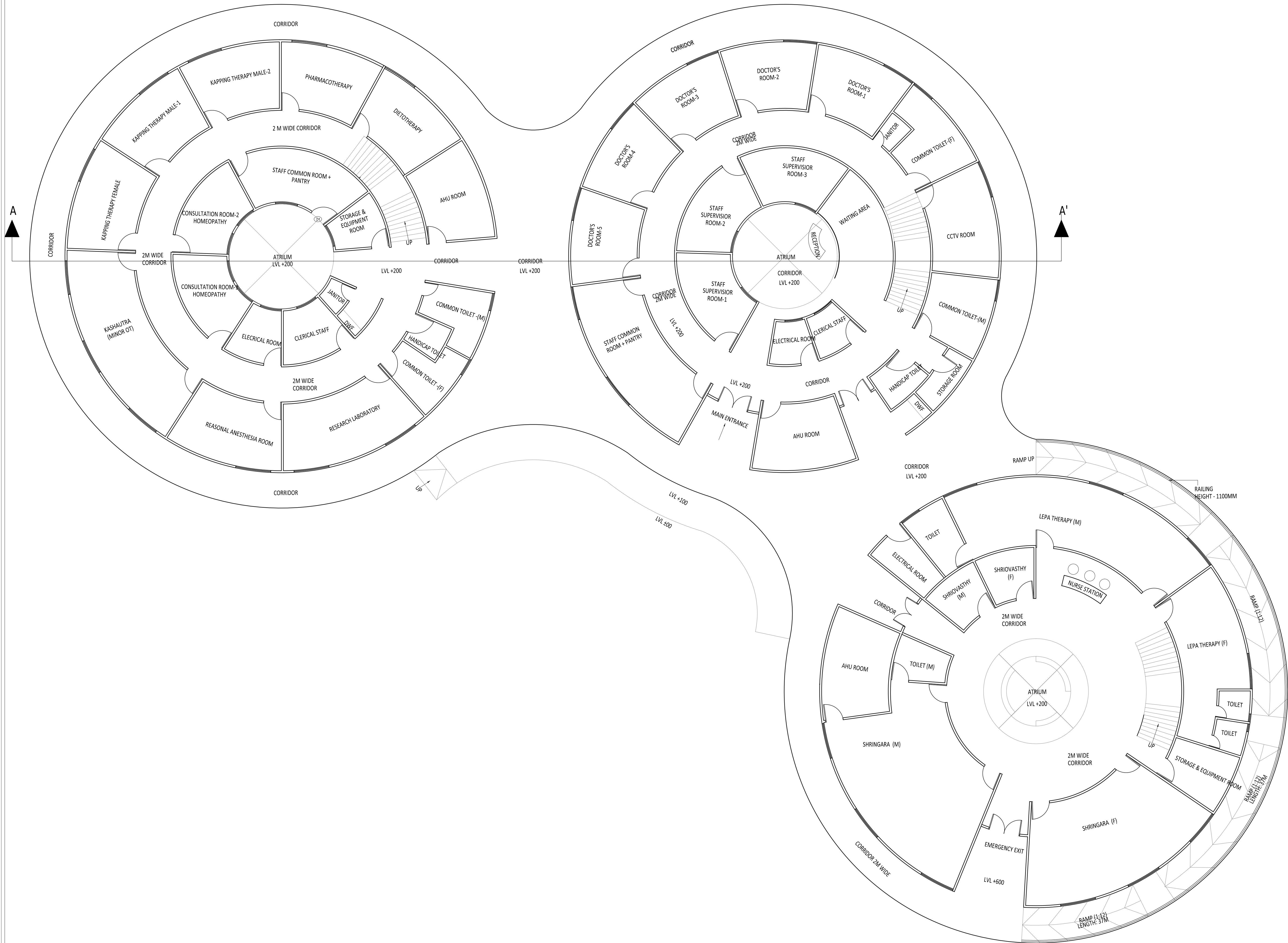
Date 29.06.2022

Drawn By
Mienal Agarwal

GUIDED BY-
AR MOHIT SACHAN

B-ARCH
5TH YEAR
2021-2022

PRAKRITI
HOLISTIC CENTRE
OF LIVING ,
LEARNING AND
HEALING



Drawing Title

TREATMENT BLOCK:
GROUND FLOOR PLANS

North

Scale 1:100

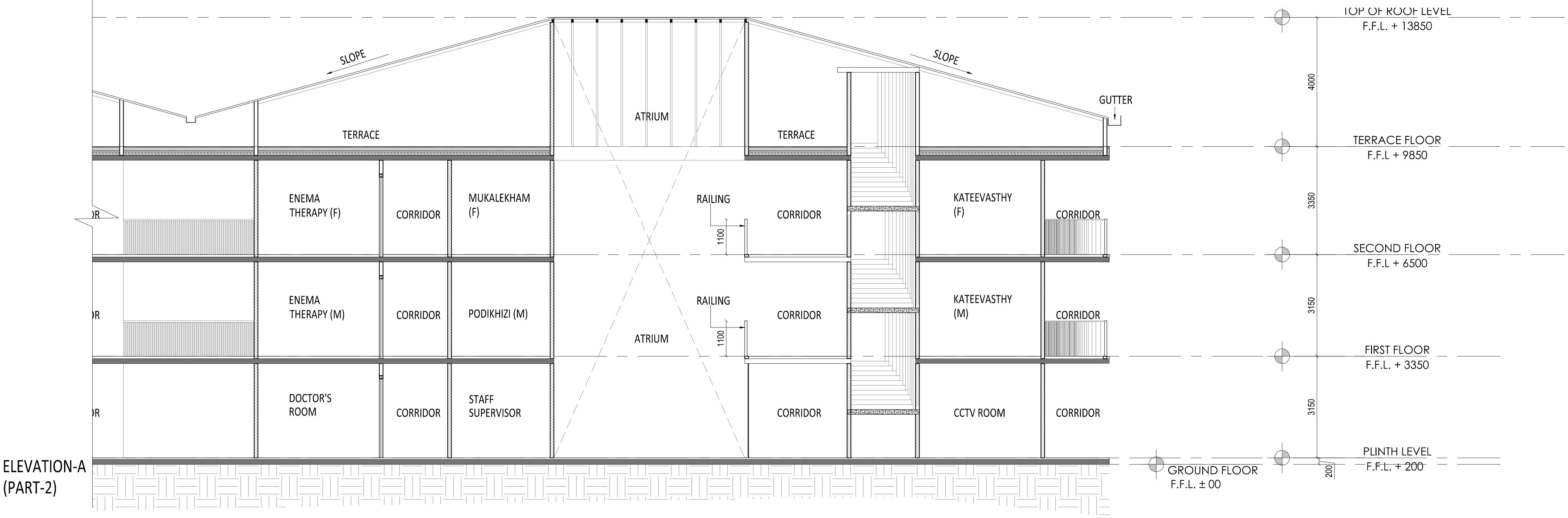
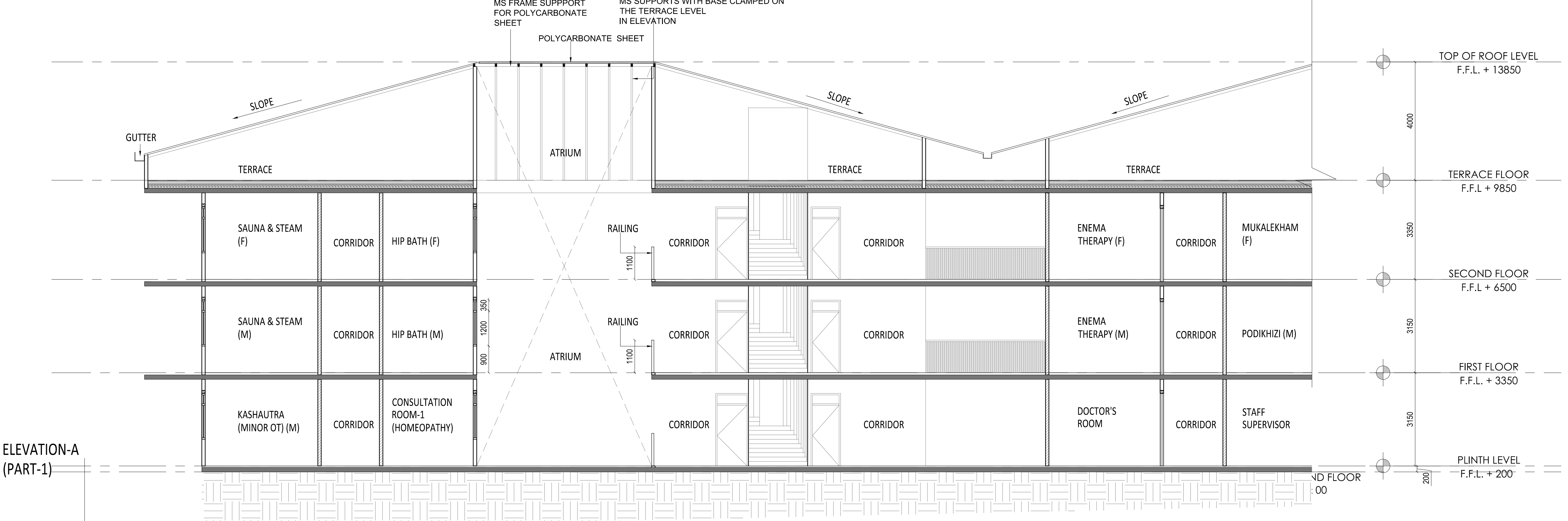
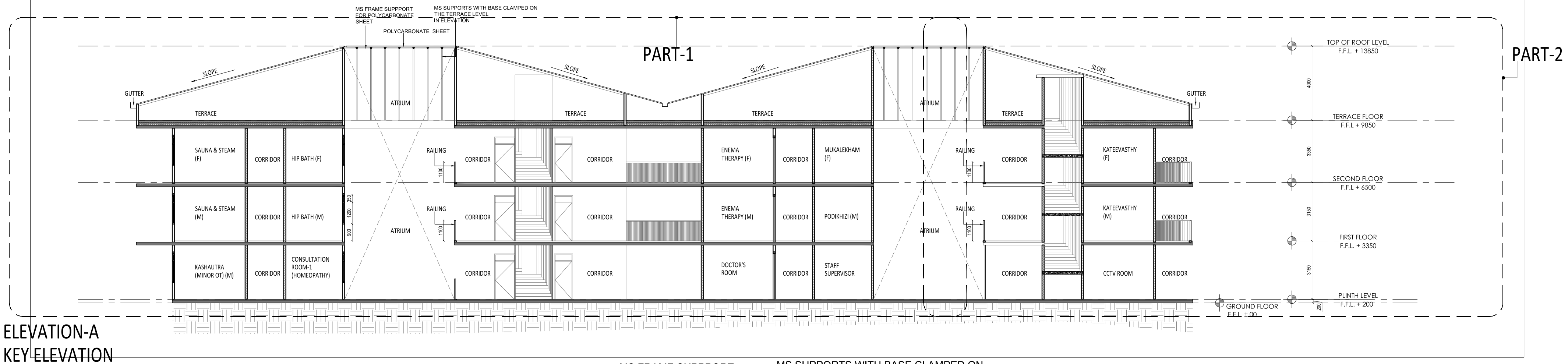
Date 29.06.2022

Drawn By
Mienal Agarwal

GUIDED BY-
AR MOHIT SACHAN

Project

PRAKRITI
HOLISTIC CENTRE
OF LIVING ,
LEARNING AND
HEALING



Drawing Title

TREATMENT BLOCK:
SECTION A-A'

North

Scale 1:100


Date 29.06.2022

Drawn By
Mienal Agarwal

GUIDED BY-
AR MOHIT SACHAN

B-ARCH
5TH YEAR
2021-2022

**PRAKRITI
HOLISTIC CENTRE
OF LIVING ,
LEARNING AND
HEALING**

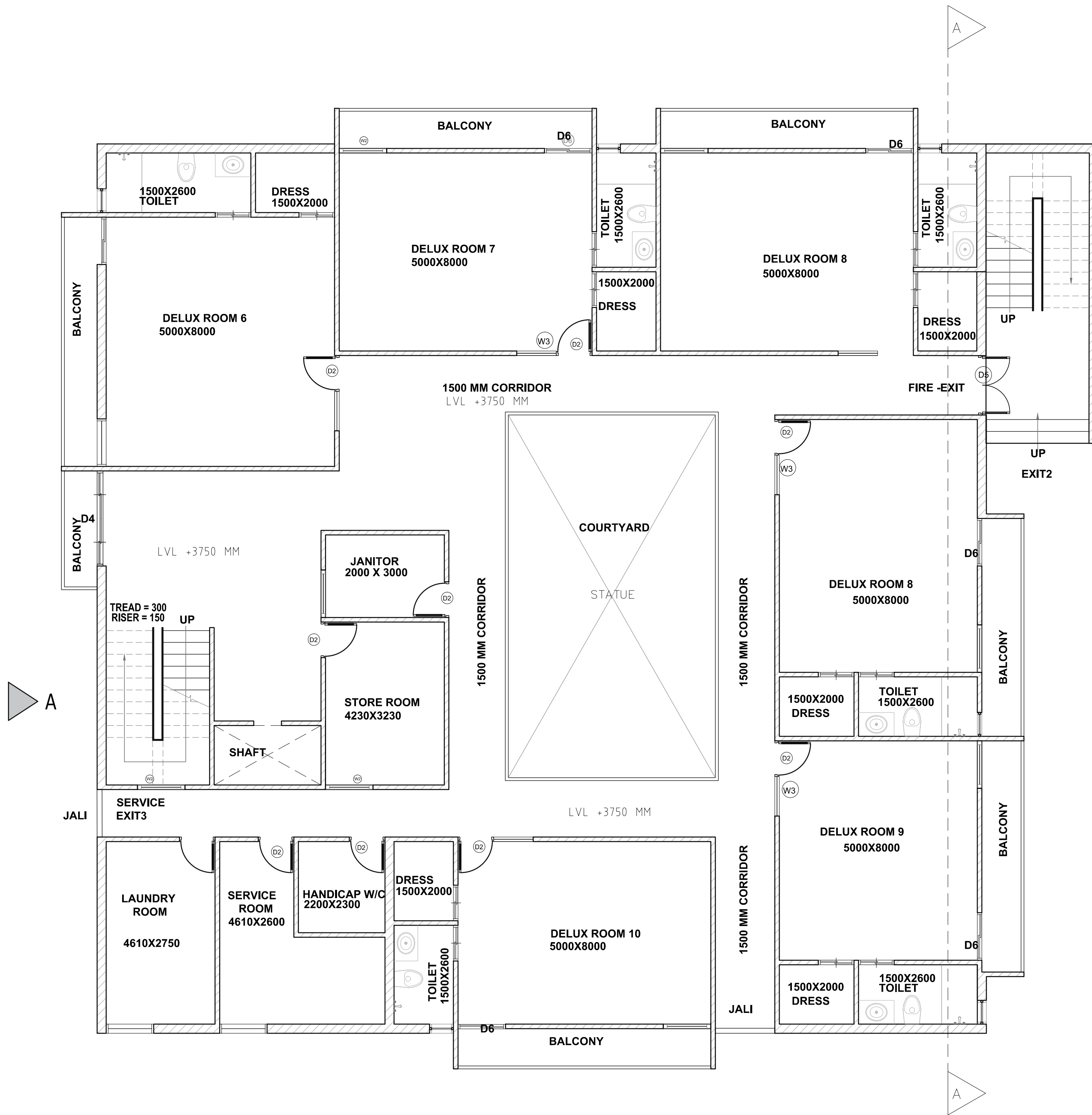


TREATMENT BLOCK:
SECOND FLOOR PLANS

Date 29.06.2022

GUIDED BY—
AR MOHIT SACHAN

B-ARCH
5TH YEAR
2021-2022



Project
**PRAKRITI
HOLISTIC CENTRE
OF LIVING ,
LEARNING AND
HEALING**

Drawing Title
DELIUXE BLOCK:
FIRST FLOOR PLAN

North

Scale 1:75

Date 29.06.2022

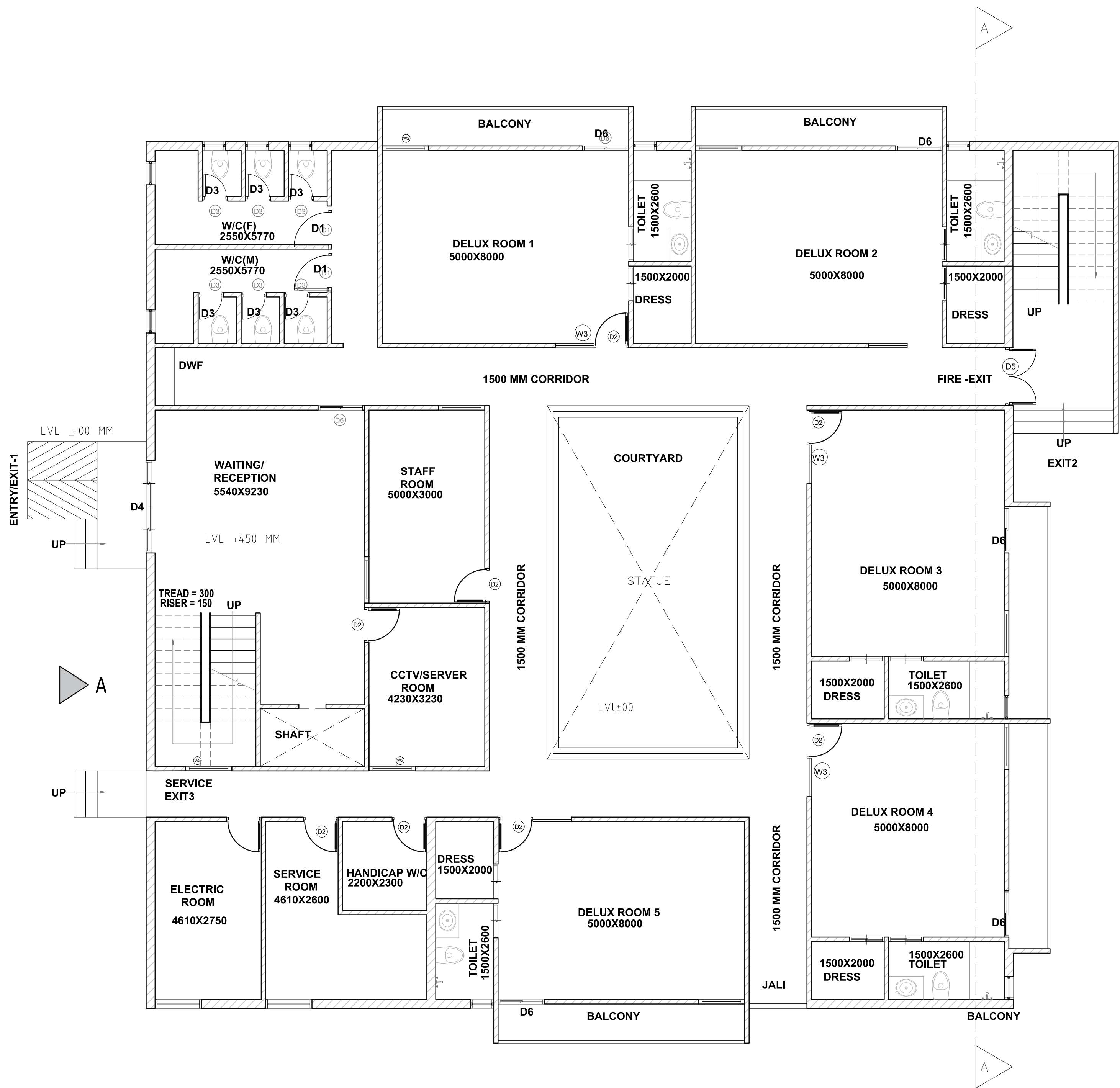
Drawn By
Mienal Agarwal

GUIDED BY-
AR MOHIT SACHAN

B-ARCH
5TH YEAR
2021-2022

Project

PRAKRITI
HOLISTIC CENTRE
OF LIVING ,
LEARNING AND
HEALING



Drawing Title

DELIUXE BLOCK:
GROUND FLOOR PLAN

North

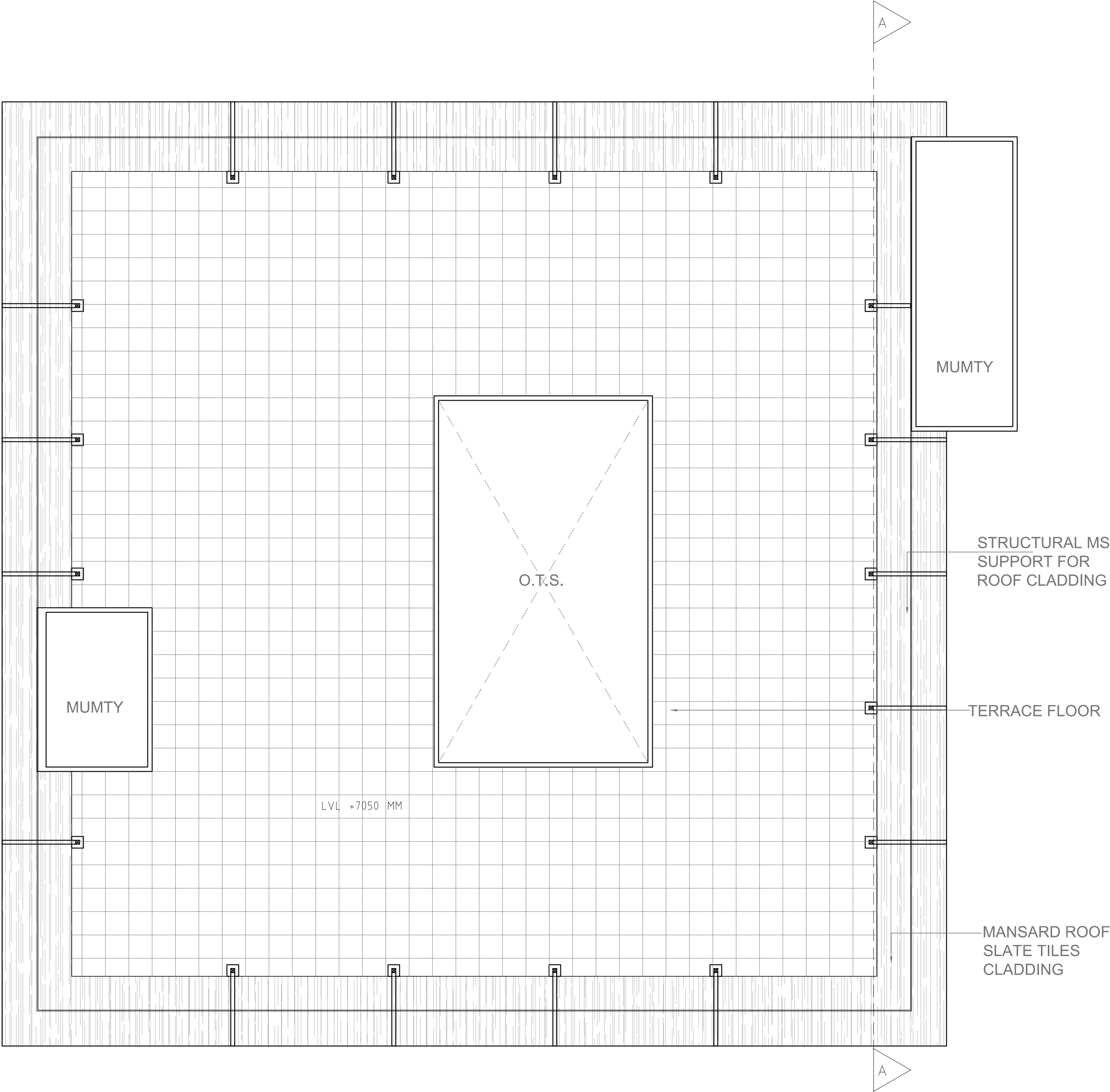
Scale 1:75

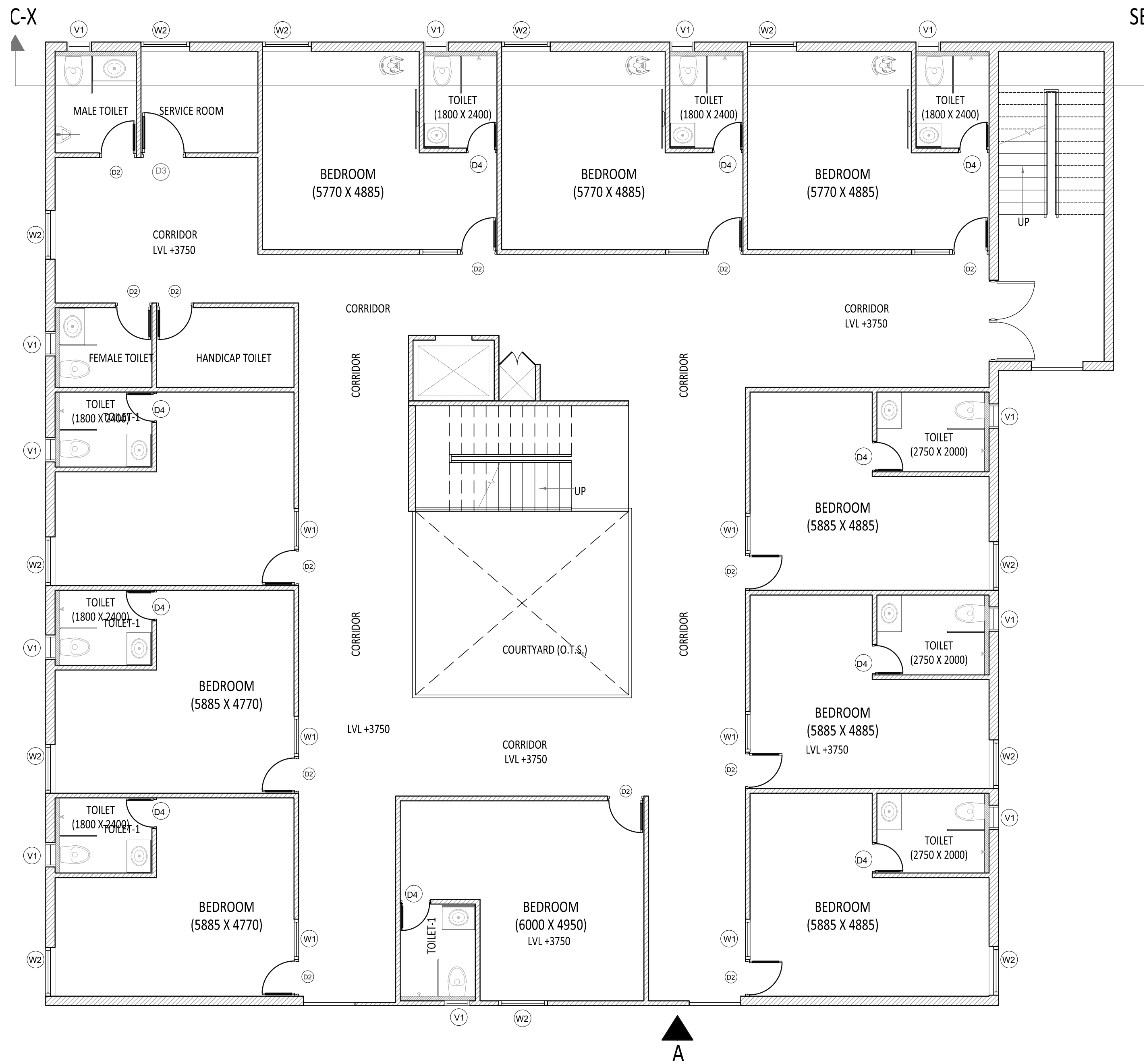
Date 29.06.2022

Drawn By
Mienal Agarwal

GUIDED BY-
AR MOHIT SACHAN

B-ARCH
5TH YEAR
2021-2022





Project
PRAKRITI
HOLISTIC CENTRE
OF LIVING ,
LEARNING AND
HEALING

Drawing Title
ECONOMY BLOCK:
TYPICAL FIRST & SECOND FLOOR PLAN

North

Scale 1:75
Date 29.06.2022

Drawn By
Mienal Agarwal

GUIDED BY-
AR MOHIT SACHAN
B-ARCH
5TH YEAR
2021-2022

Project

**PRAKRITI
HOLISTIC CENTRE
OF LIVING ,
LEARNING AND
HEALING**



Drawing Title

ECONOMY BLOCK:
GROUND FLOOR PLAN

North

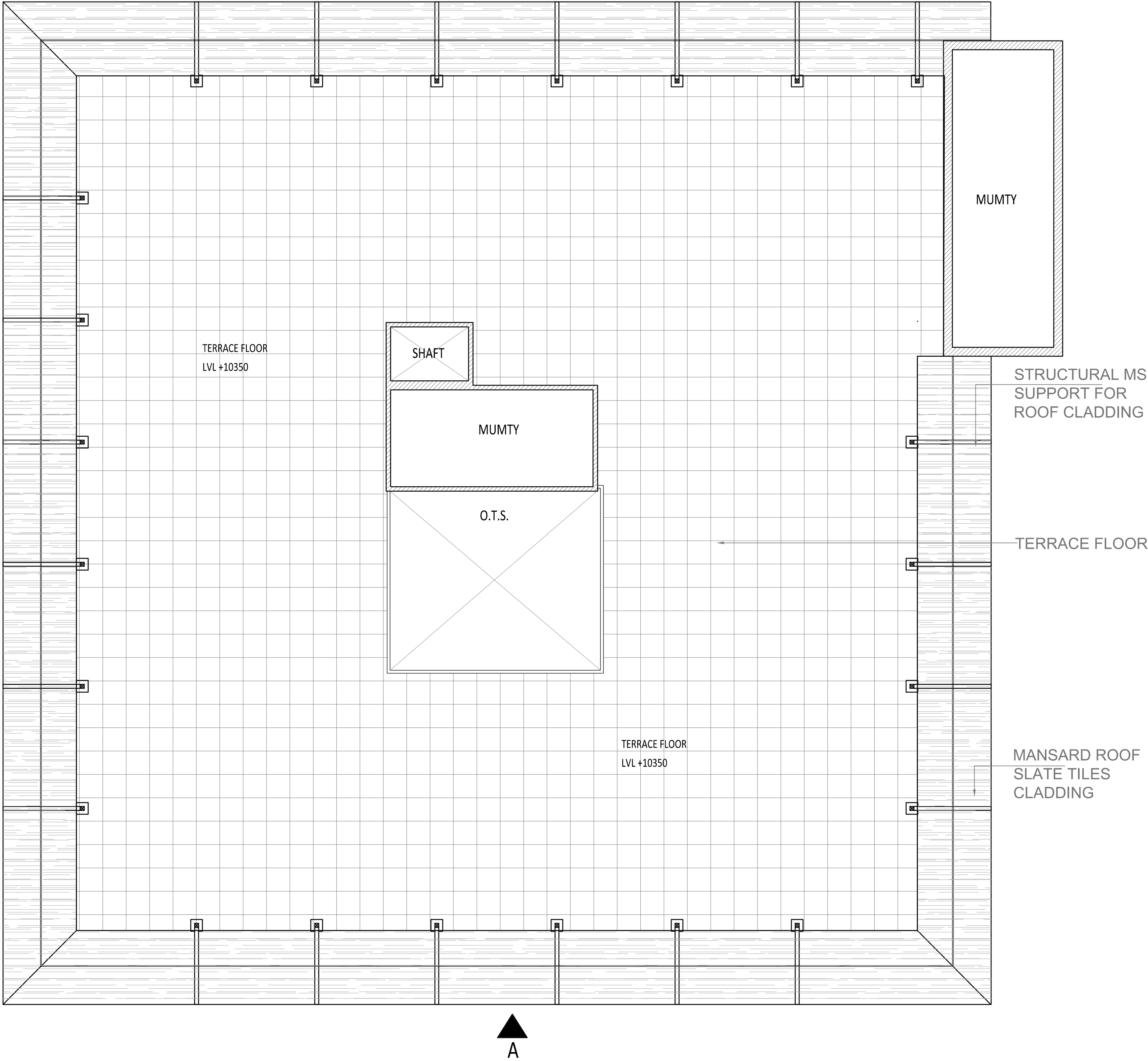
Scale 1:75

Date 29.06.2022

Drawn By
Mienal Agarwal

GUIDED BY-
AR MOHIT SACHAN

B-ARCH
5TH YEAR
2021-2022



Project

**PRAKRITI
HOLISTIC CENTRE
OF LIVING ,
LEARNING AND
HEALING**

Drawing Title

ECONOMY BLOCK:
ROOF PLAN

Scale 1:75

Date 29.06.2022

Drawn By
Mienal Agarwal

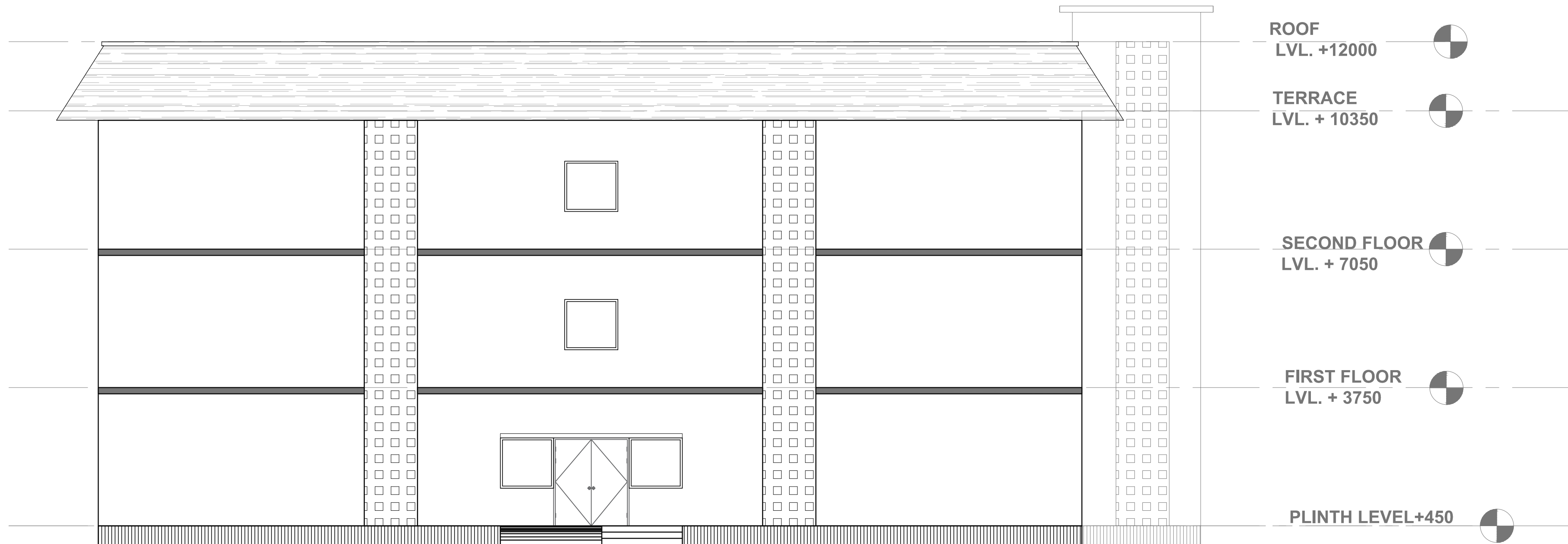
GUIDED BY-
AR MOHIT SACHAN

North

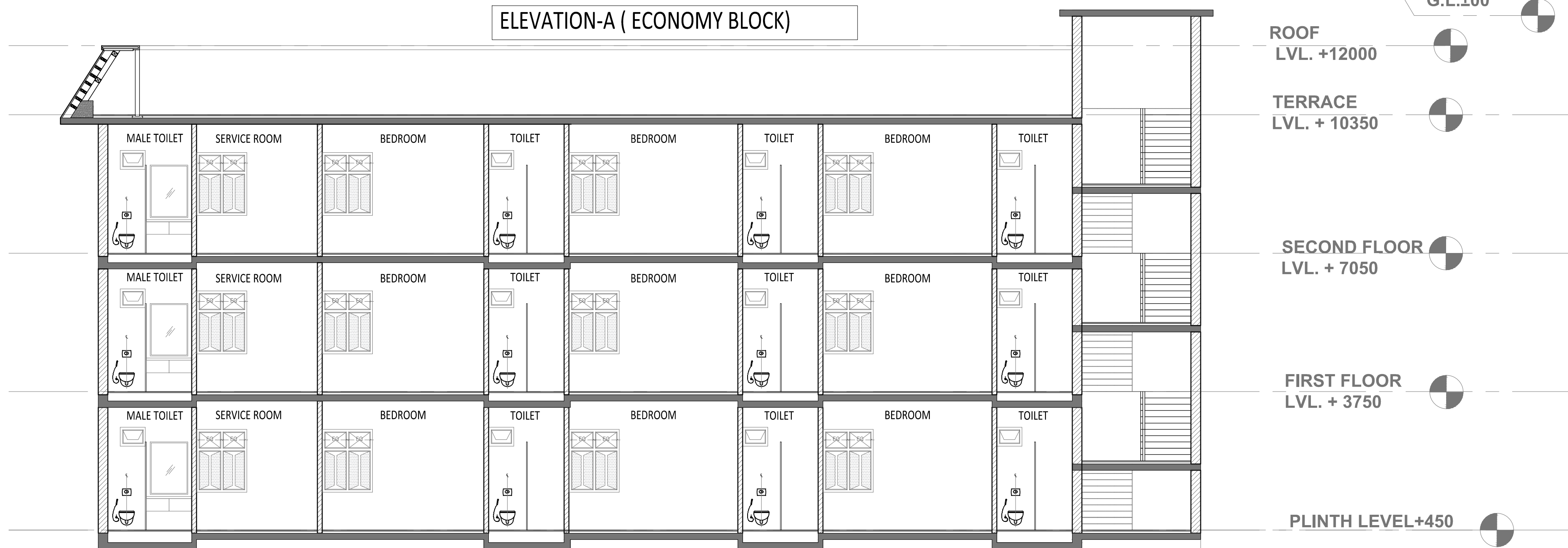
B-ARCH
5TH YEAR
2021-2022

Project

**PRAKRITI
HOLISTIC CENTRE
OF LIVING ,
LEARNING AND
HEALING**



ELEVATION-A (ECONOMY BLOCK)



SECTION X-X' (ECONOMY BLOCK)

Drawing Title

ECONOMY BLOCK:
ELEVATION & SECTION

North

Scale 1:75

Date 29.06.2022

Drawn By
Mienal Agarwal

GUIDED BY-
AR MOHIT SACHAN

B-ARCH
5TH YEAR
2021-2022

Project

PRAKRITI
HOLISTIC CENTRE
OF LIVING ,
LEARNING AND
HEALING



Drawing Title

STAFF ACCOMMODATION BLOCK:
FIRST FLOOR PLAN

North

Scale 1:75

Date 29.06.2022

Drawn By
Mienal Agarwal

GUIDED BY-
AR MOHIT SACHAN

B-ARCH
5TH YEAR
2021-2022

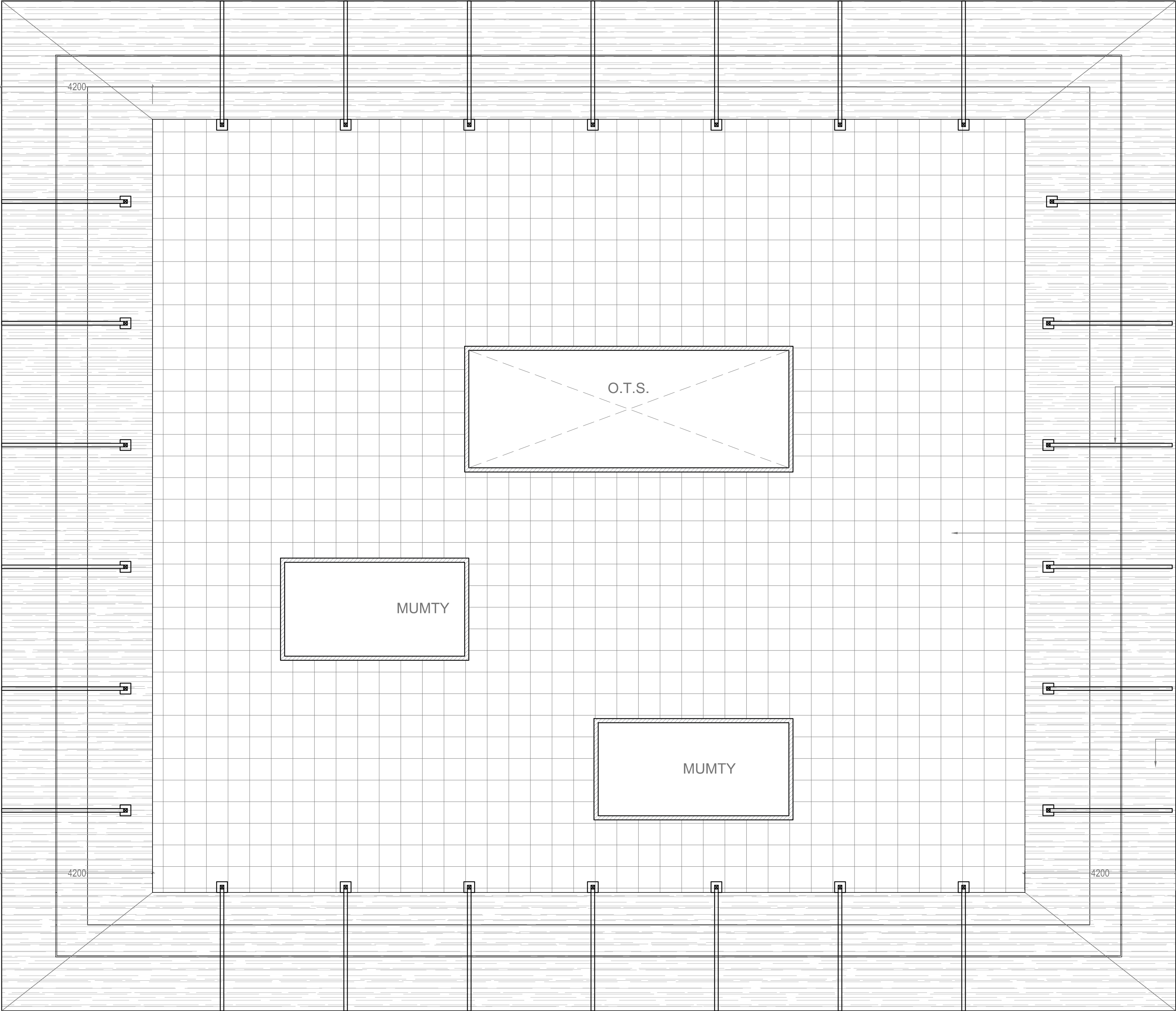
PRAKRITI
HOLISTIC CENTRE
OF LIVING ,
LEARNING AND
HEALING

Drawing Title

Scale 1:75

GUIDED BY—
AR MOHIT SACHAN





Project
PRAKRITI
HOLISTIC CENTRE
OF LIVING ,
LEARNING AND
HEALING

Drawing Title
STAFF ACCOMMODATION BLOCK:
ROOF PLAN

North

Scale 1:75

Date 29.06.2022

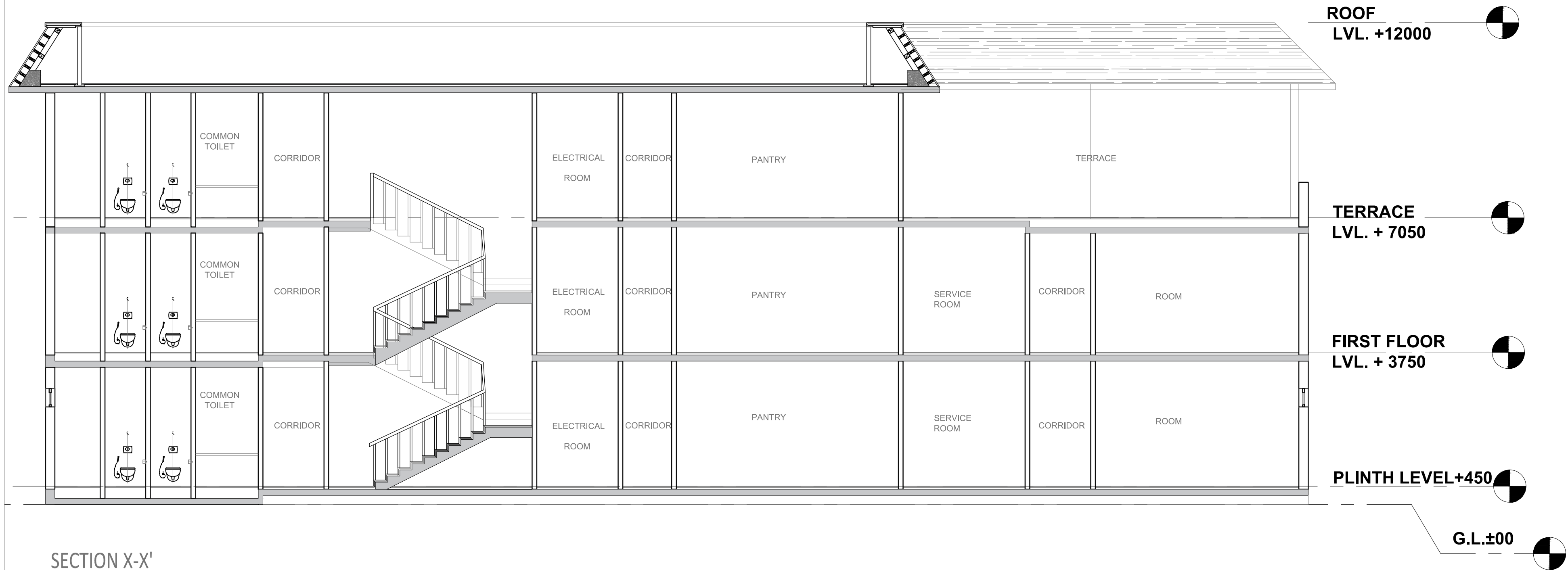
Drawn By
Mienal Agarwal

GUIDED BY-
AR MOHIT SACHAN

B-ARCH
5TH YEAR
2021-2022

Project

PRAKRITI
HOLISTIC CENTRE
OF LIVING ,
LEARNING AND
HEALING



Drawing Title

STAFF ACCOMMODATION BLOCK:
TERRACE FLOOR PLAN

North

Scale 1:75

Date 29.06.2022

Drawn By
Mienal Agarwal

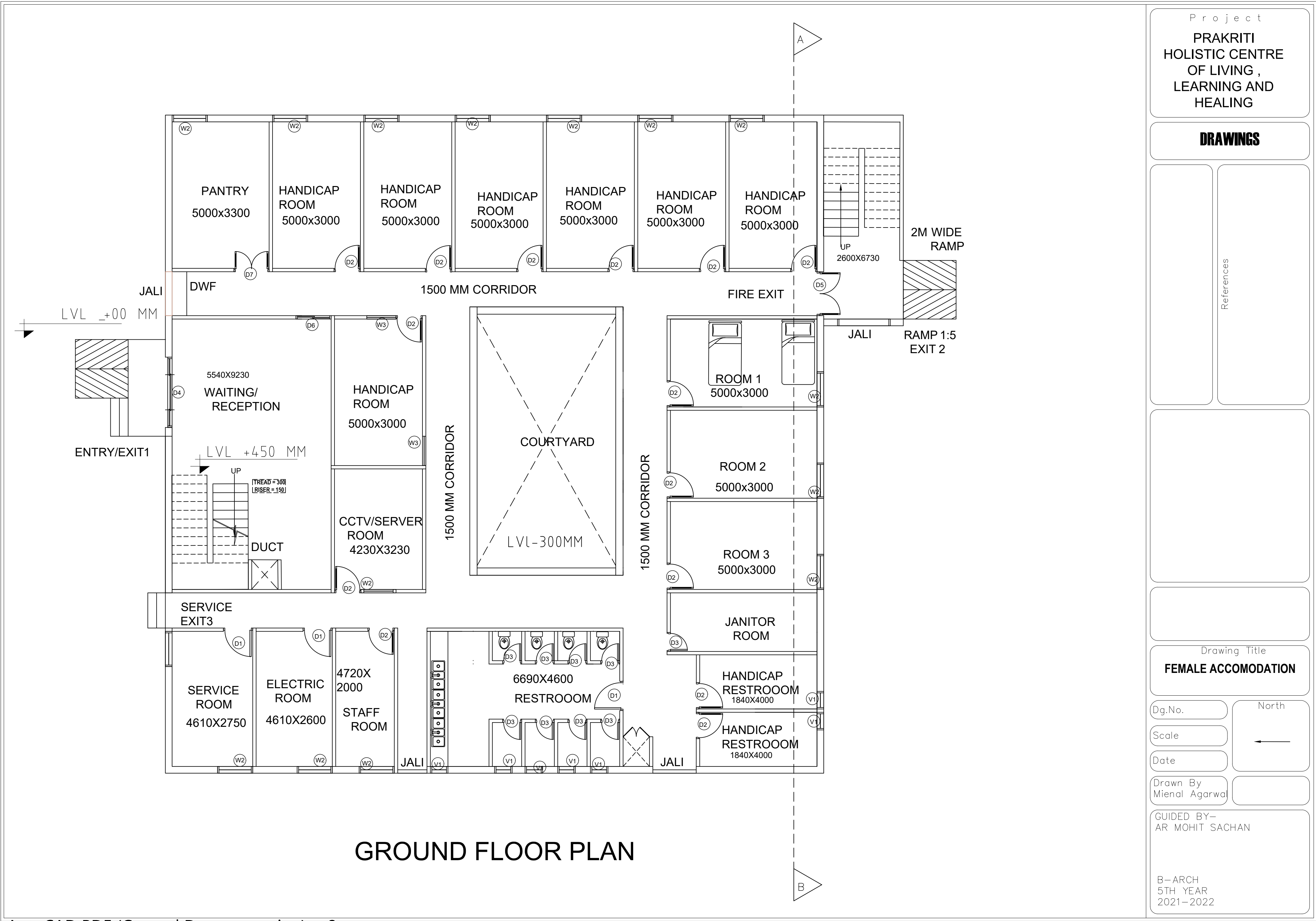
GUIDED BY-
AR MOHIT SACHAN

B-ARCH
5TH YEAR
2021-2022

Project

**PRAKRITI
HOLISTIC CENTRE
OF LIVING ,
LEARNING AND
HEALING**





GROUND FLOOR PLAN

Project

PRAKRITI
HOLISTIC CENTRE
OF LIVING ,
LEARNING AND
HEALING

DRAWINGS

References

Drawing Title

FEMALE ACCOMODATION

Dg.No.

North

Scale

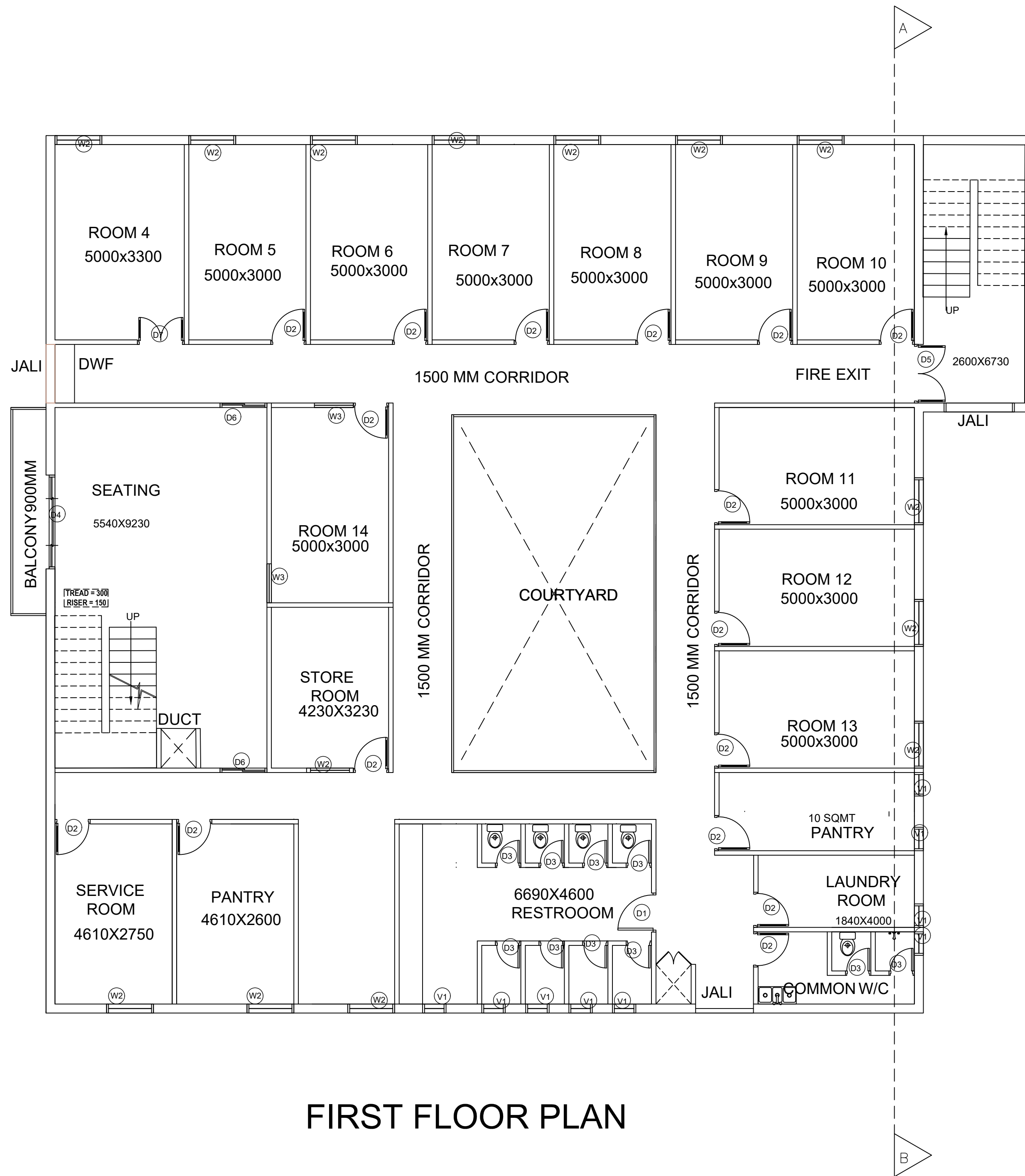
←

Date

Drawn By
Mienal Agarwal

GUIDED BY—
AR MOHIT SACHAN

B—ARCH
5TH YEAR
2021–2022



FIRST FLOOR PLAN

Project

PRAKRITI
HOLISTIC CENTRE
OF LIVING ,
LEARNING AND
HEALING

DRAWINGS

References

Drawing Title

FEMALE ACCOMODATION

Dg.No.

Scale

Date

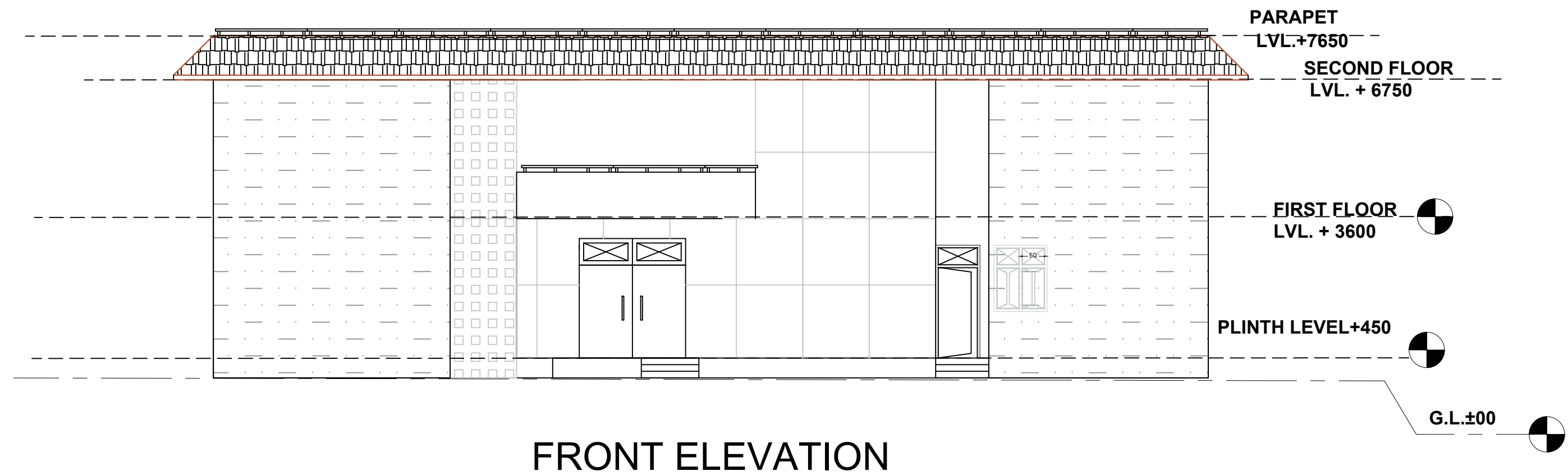
Drawn By
Mienal Agarwal

GUIDED BY—
AR MOHIT SACHAN

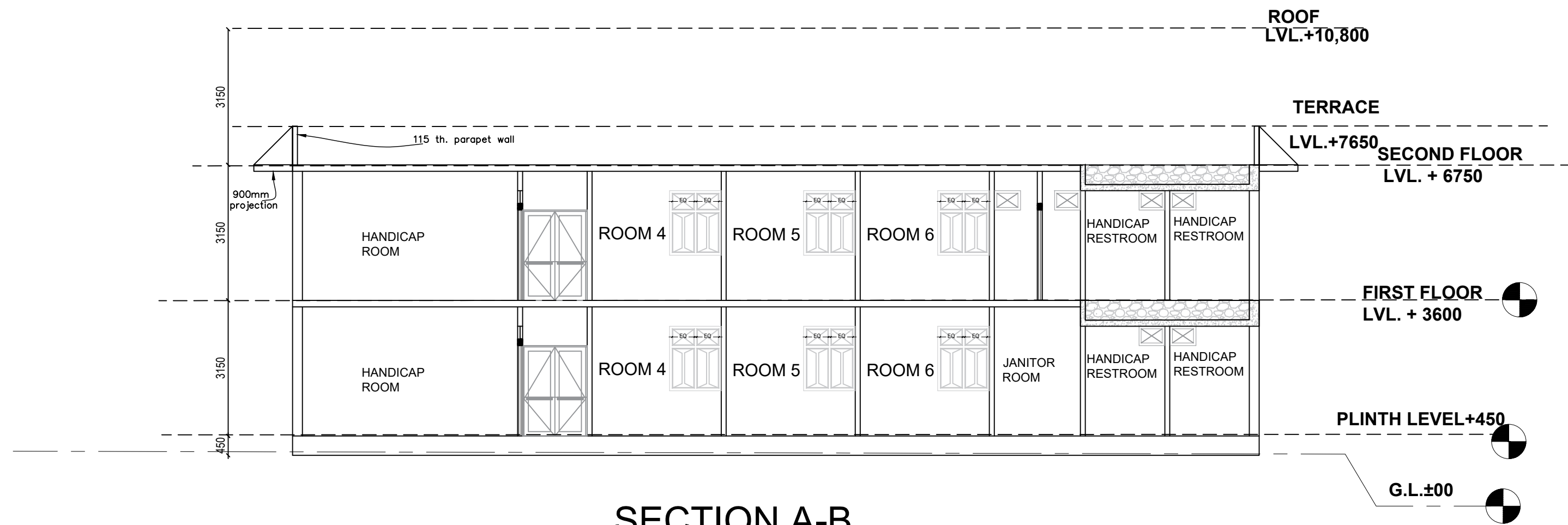
B—ARCH
5TH YEAR
2021–2022

North

←



FRONT ELEVATION



SECTION A-B

Project
PRAKRITI
HOLISTIC CENTRE
OF LIVING ,
LEARNING AND
HEALING

DRAWINGS

References

Drawing Title

FEMALE ACCOMODATION

Dg.No.

Scale

Date

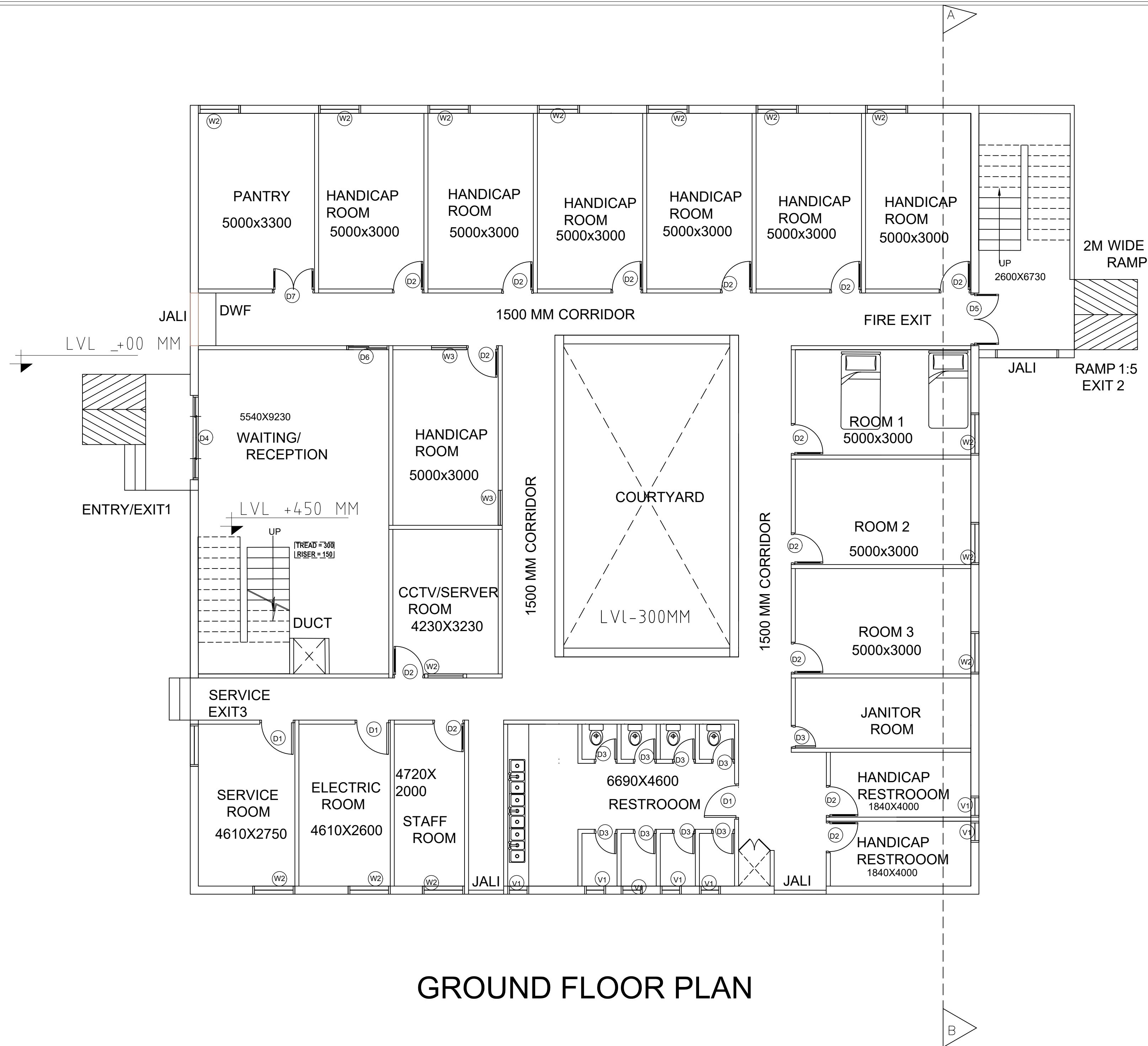
Drawn By
Mienal Agarwal

GUIDED BY-
AR MOHIT SACHAN

B-ARCH
5TH YEAR
2021-2022

North





GROUND FLOOR PLAN

Project
PRAKRITI
HOLISTIC CENTRE
OF LIVING ,
LEARNING AND
HEALING

DRAWINGS

References

Drawing Title
MALE ACCOMODATION

Dg.No.

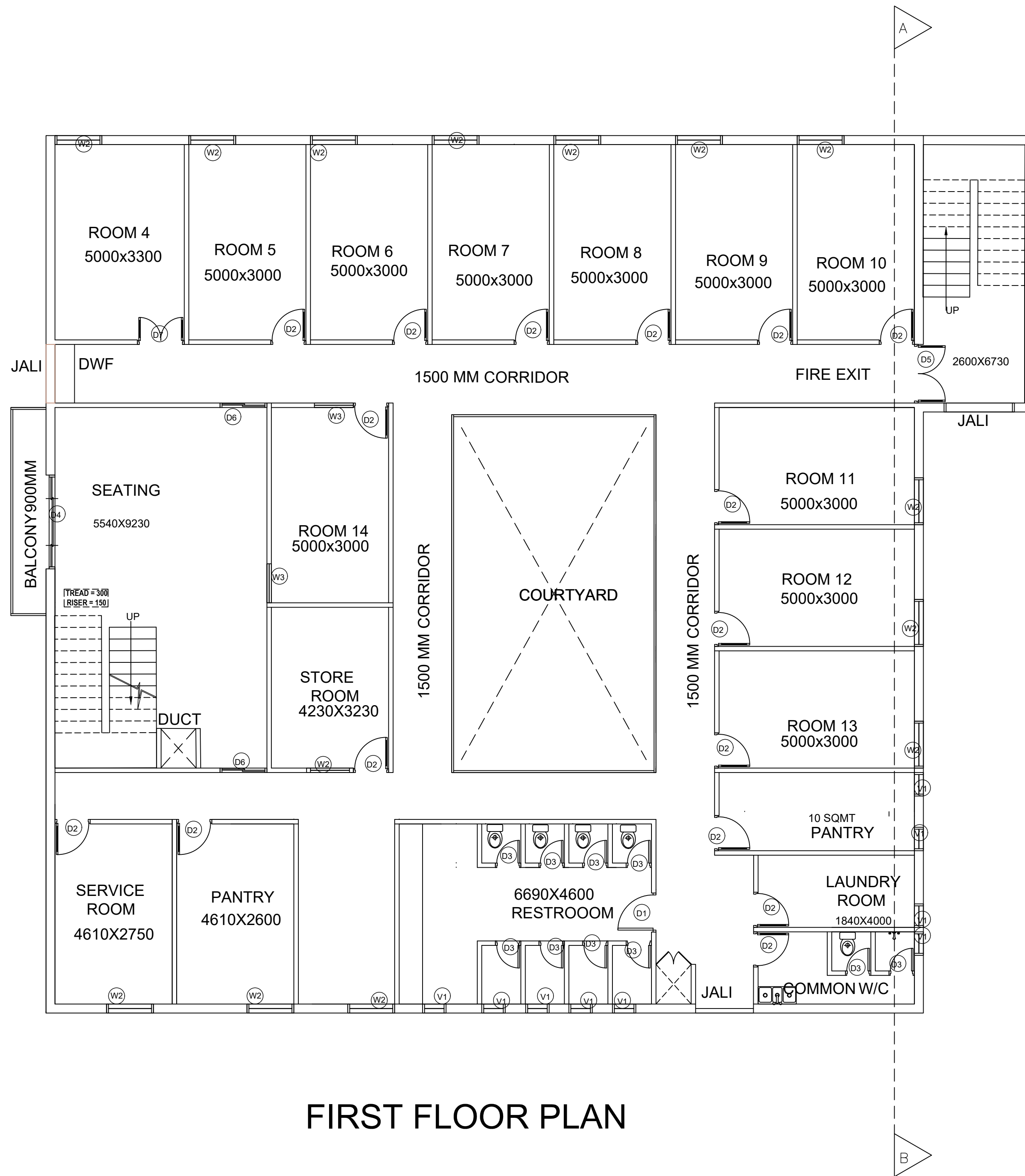
Scale

Date

Drawn By
Mienal Agarwal

GUIDED BY-
AR MOHIT SACHAN

B-ARCH
5TH YEAR
2021-2022



FIRST FLOOR PLAN

Project
PRAKRITI
HOLISTIC CENTRE
OF LIVING ,
LEARNING AND
HEALING

DRAWINGS

References

Drawing Title
MALE ACCOMODATION

Dg.No.

Scale

Date

Drawn By
Mienal Agarwal

GUIDED BY—
AR MOHIT SACHAN

B—ARCH
5TH YEAR
2021—2022

North





Project
**PRAKRITI
HOLISTIC CENTRE
OF LIVING ,
LEARNING AND
HEALING**

DRAWINGS

References

Drawing Title
MEDITATION BLOCK

Dg.No.

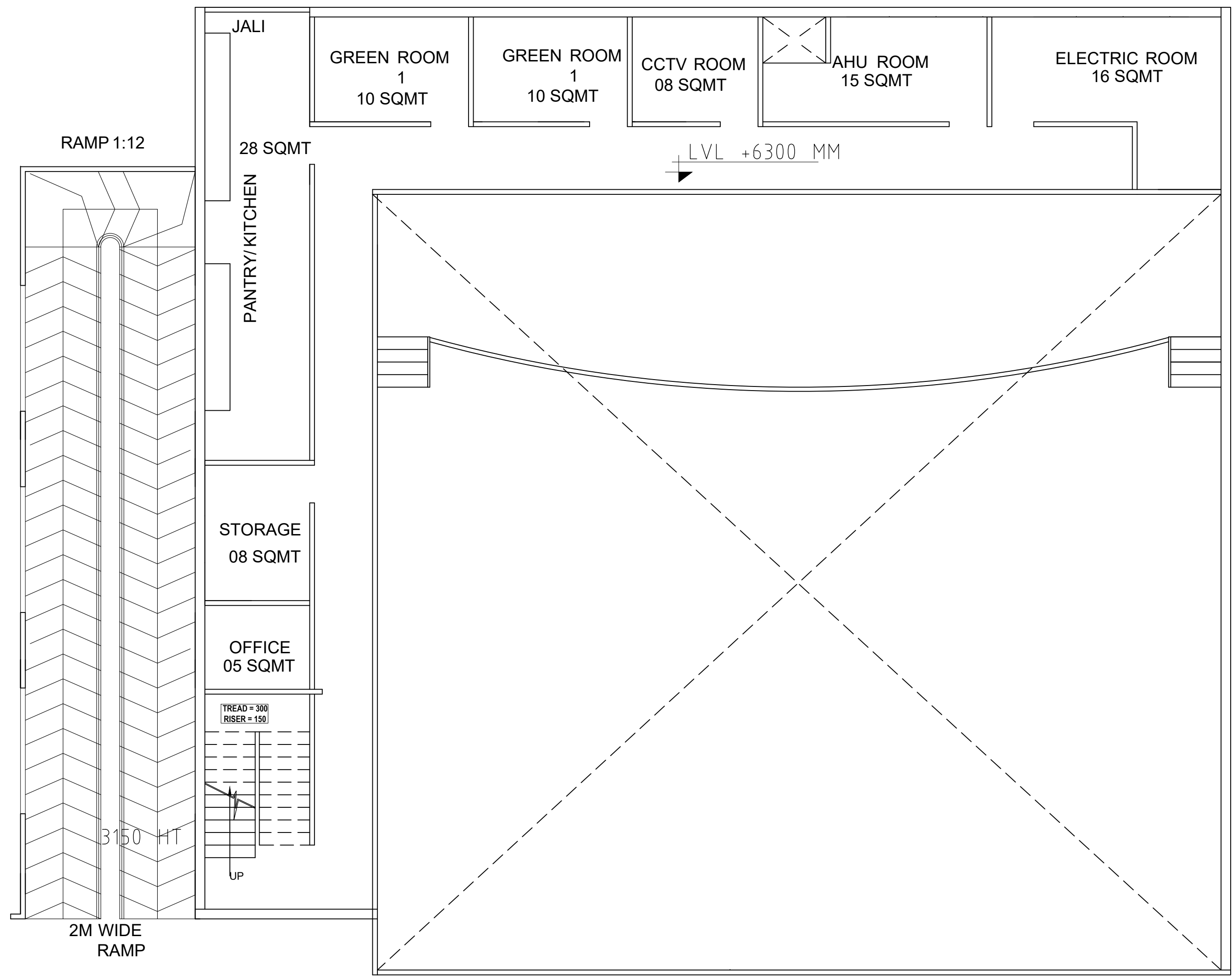
Scale

Date

Drawn By
Mienal Agarwal

GUIDED BY—
AR MOHIT SACHAN

B—ARCH
5TH YEAR
2021–2022



FIRST FLOOR PLAN

Project

PRAKRITI
HOLISTIC CENTRE
OF LIVING ,
LEARNING AND
HEALING

DRAWINGS

References

Drawing Title

MULTIFUNCTION BLOCK

Dg.No.

Scale

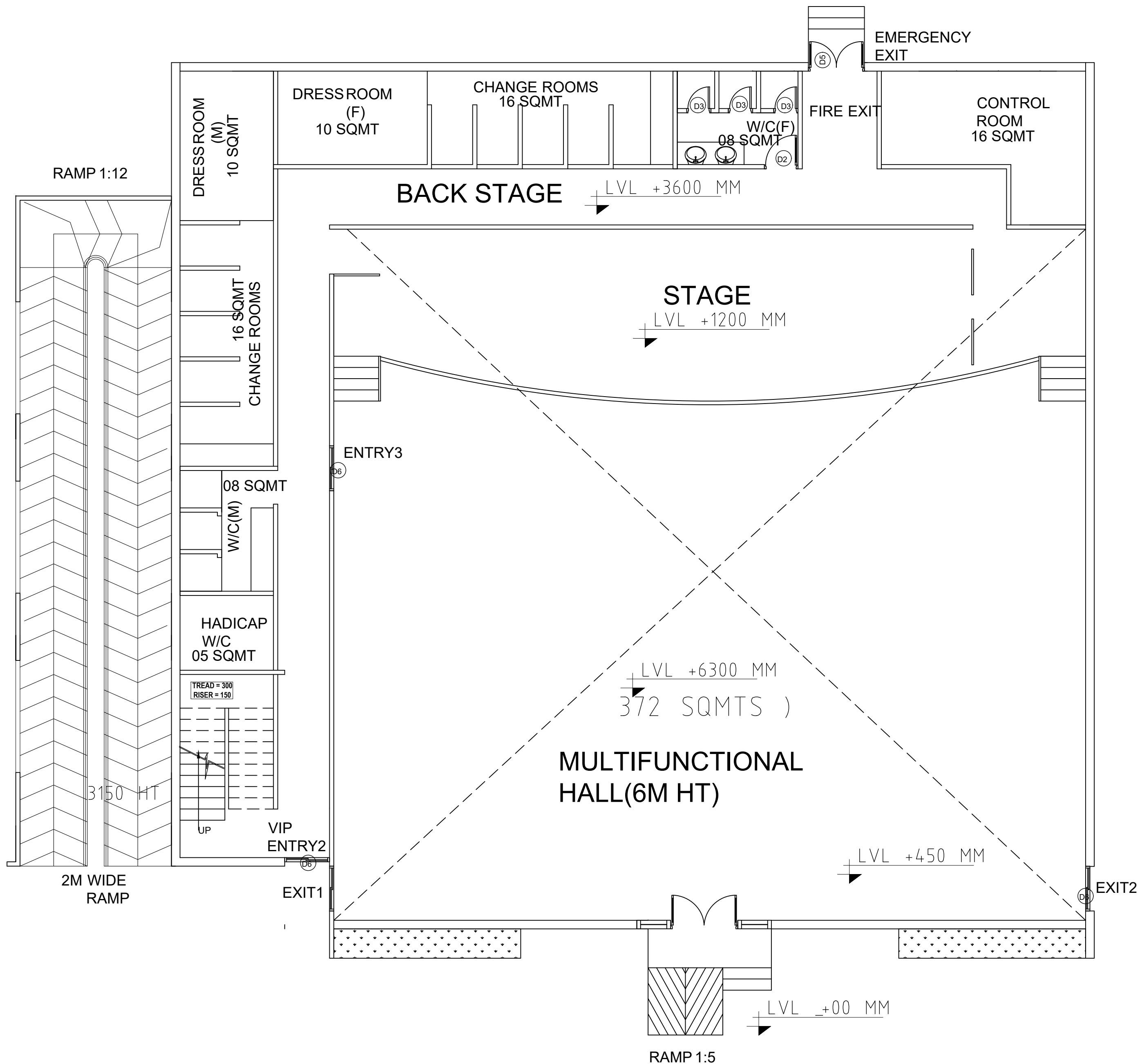
Date

Drawn By
Mienal Agarwal

North

GUIDED BY—
AR MOHIT SACHAN

B—ARCH
5TH YEAR
2021–2022



Project
PRAKRITI
HOLISTIC CENTRE
OF LIVING ,
LEARNING AND
HEALING

DRAWINGS

References

Drawing Title

MULTIFUNCTION BLOCK

Dg.No.

Scale

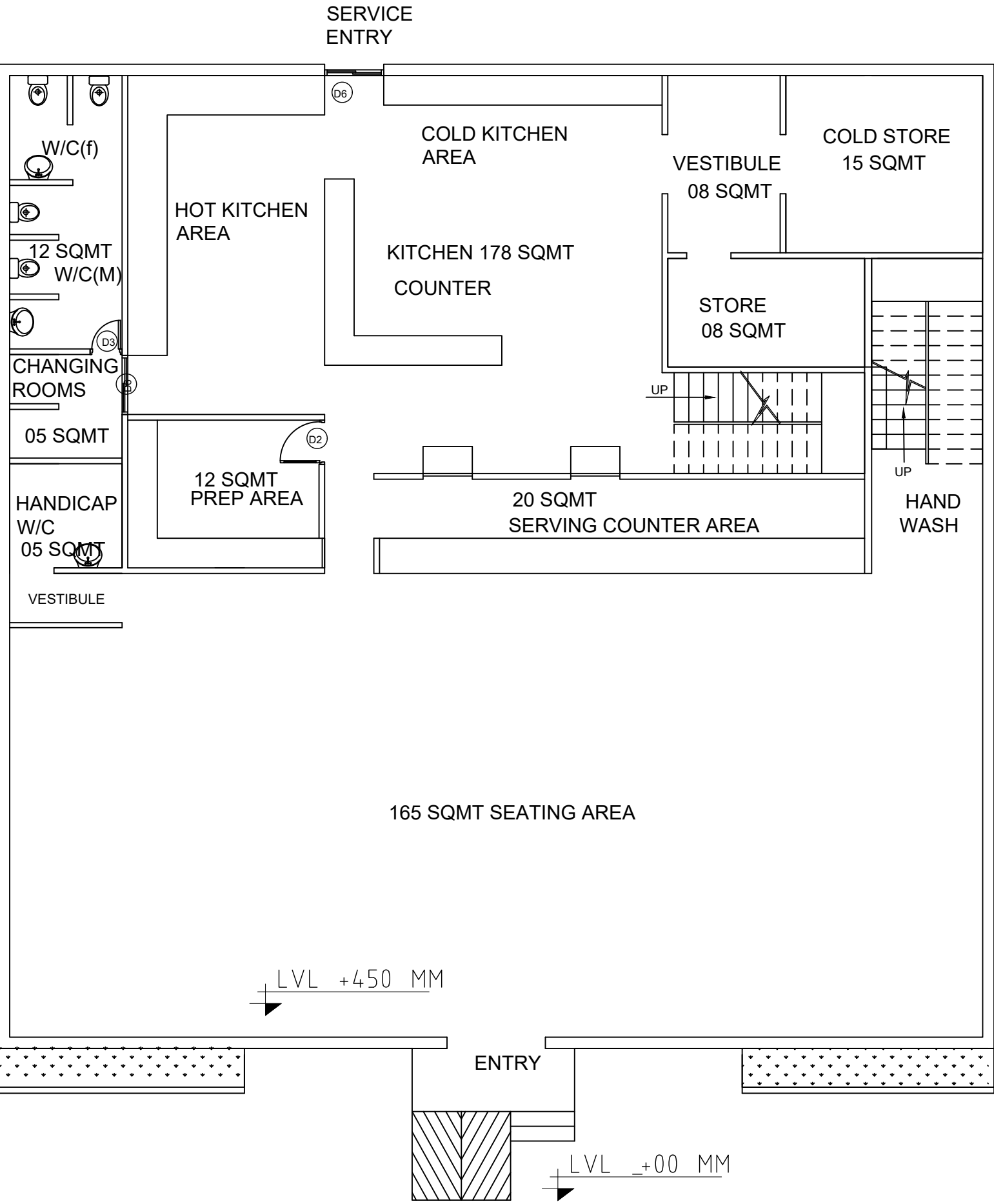
Date

Drawn By
Mienal Agarwal

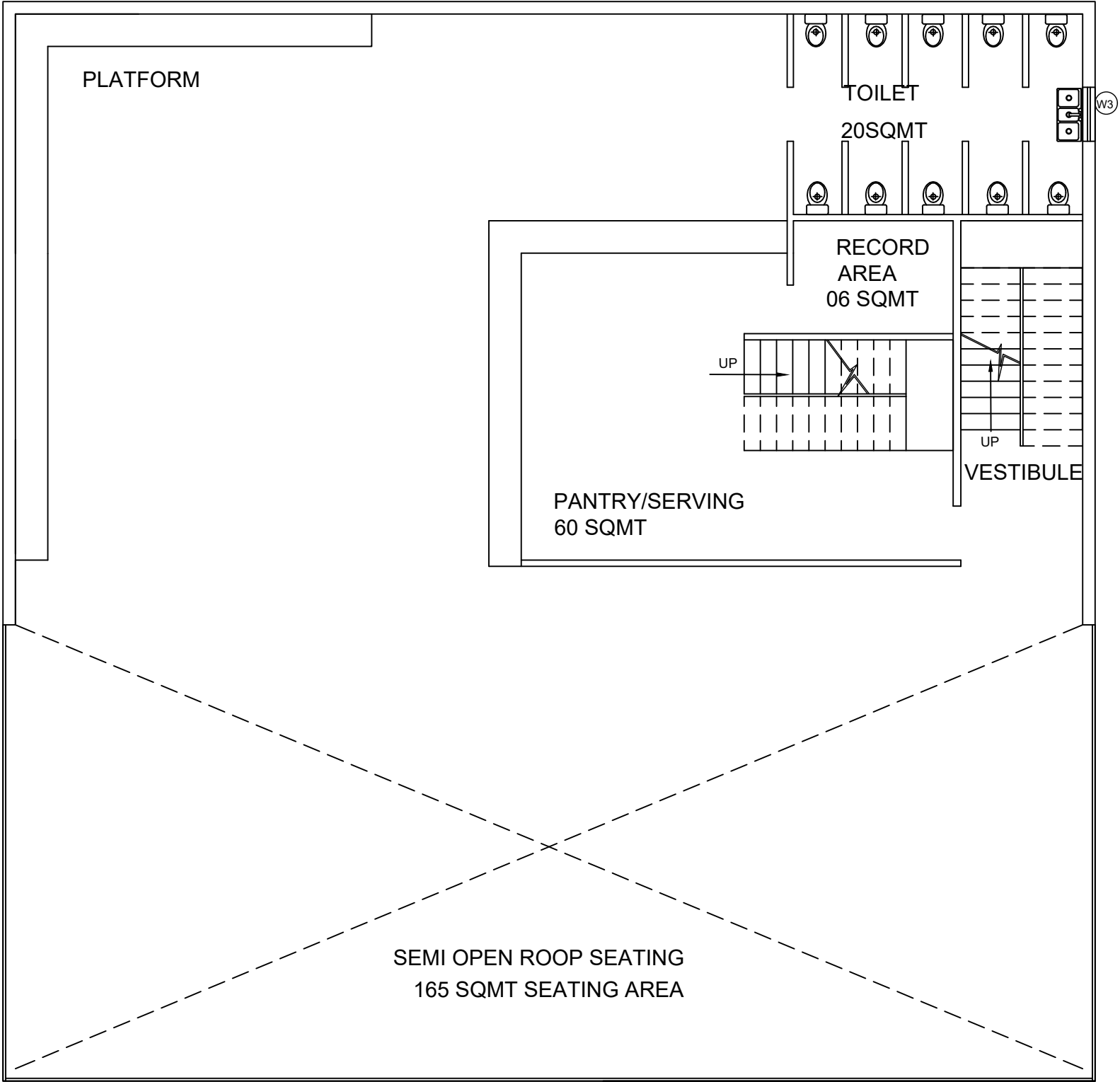
GUIDED BY-
AR MOHIT SACHAN

B-ARCH
5TH YEAR
2021-2022

GROUND FLOOR PLAN



GROUND FLOOR PLAN



FIRST FLOOR PLAN

Project

**PRAKRITI
HOLISTIC CENTRE
OF LIVING ,
LEARNING AND
HEALING**

DRAWINGS

References

Drawing Title

DINNING BLOCK

Dg.No.

Scale

Date

Drawn By
Mienal Agarwal

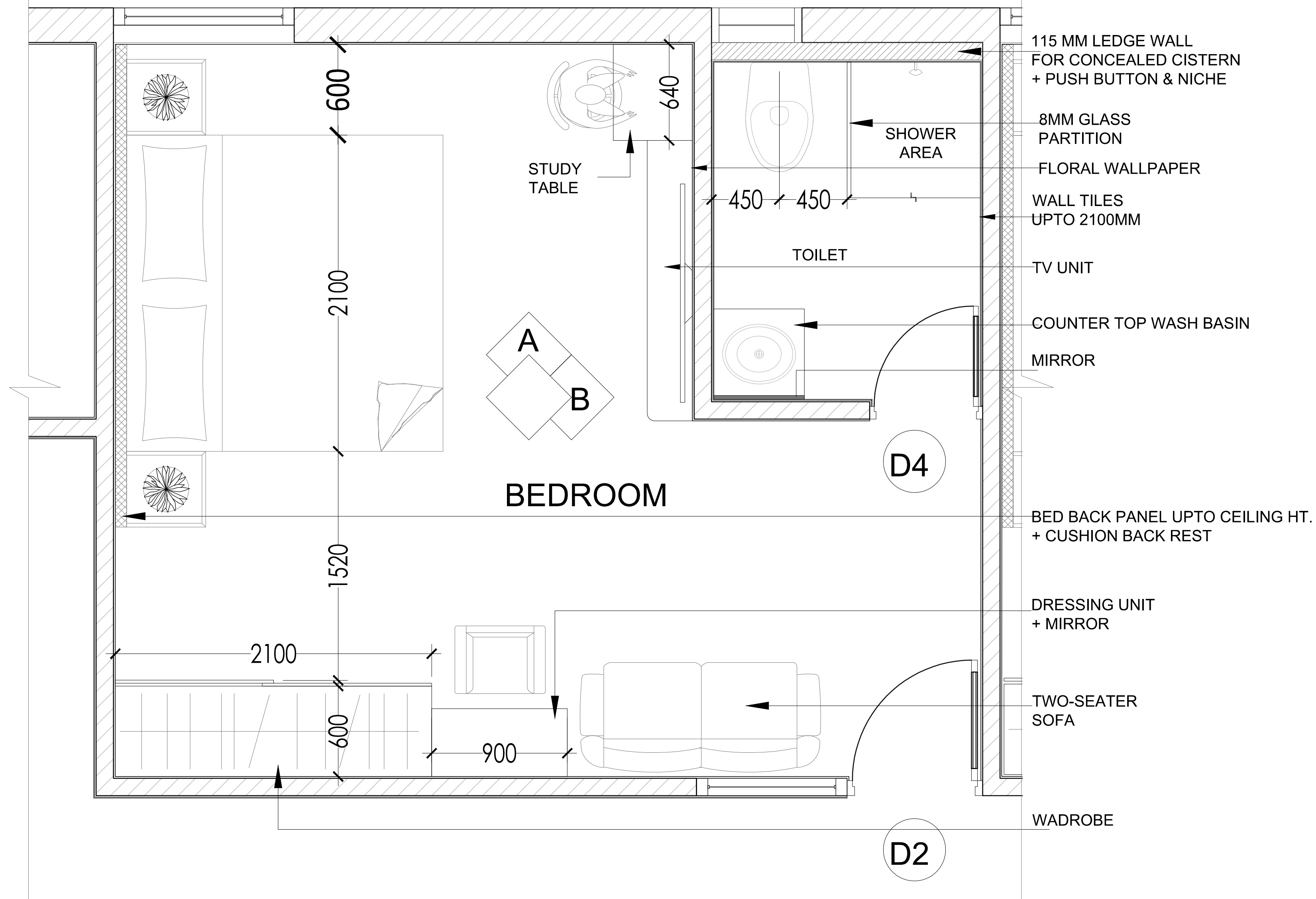
North

→

GUIDED BY—
AR MOHIT SACHAN

B—ARCH
5TH YEAR
2021—2022

FURNITURE LAYOUT_BEDROOM



Drawing Title

INTERIOR_DT-01_BEDROOM-TYPE-1
FURNITURE LAYOUT

North

Scale 1:20

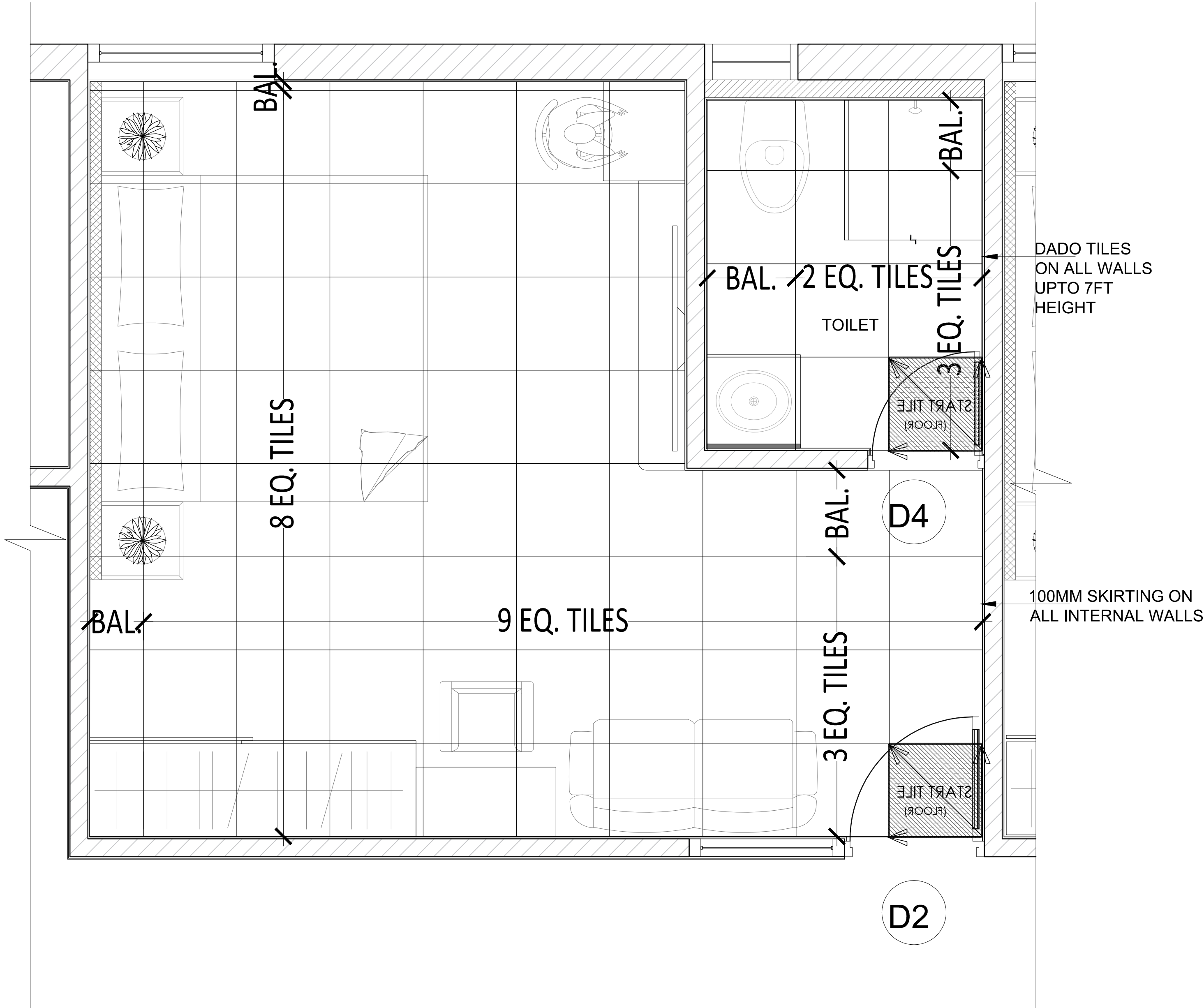
Date 29.06.2022

Drawn By
Mienal Agarwal

GUIDED BY—
AR MOHIT SACHAN

B-ARCH
5TH YEAR
2021-2022

FLOORING_BEDROOM



Project
PRAKRITI
HOLISTIC CENTRE
OF LIVING ,
LEARNING AND
HEALING

Drawing Title
INTERIOR_DT-01_BEDROOM-TYPE-1
FLOORING

Scale 1:20

Date 29.06.2022

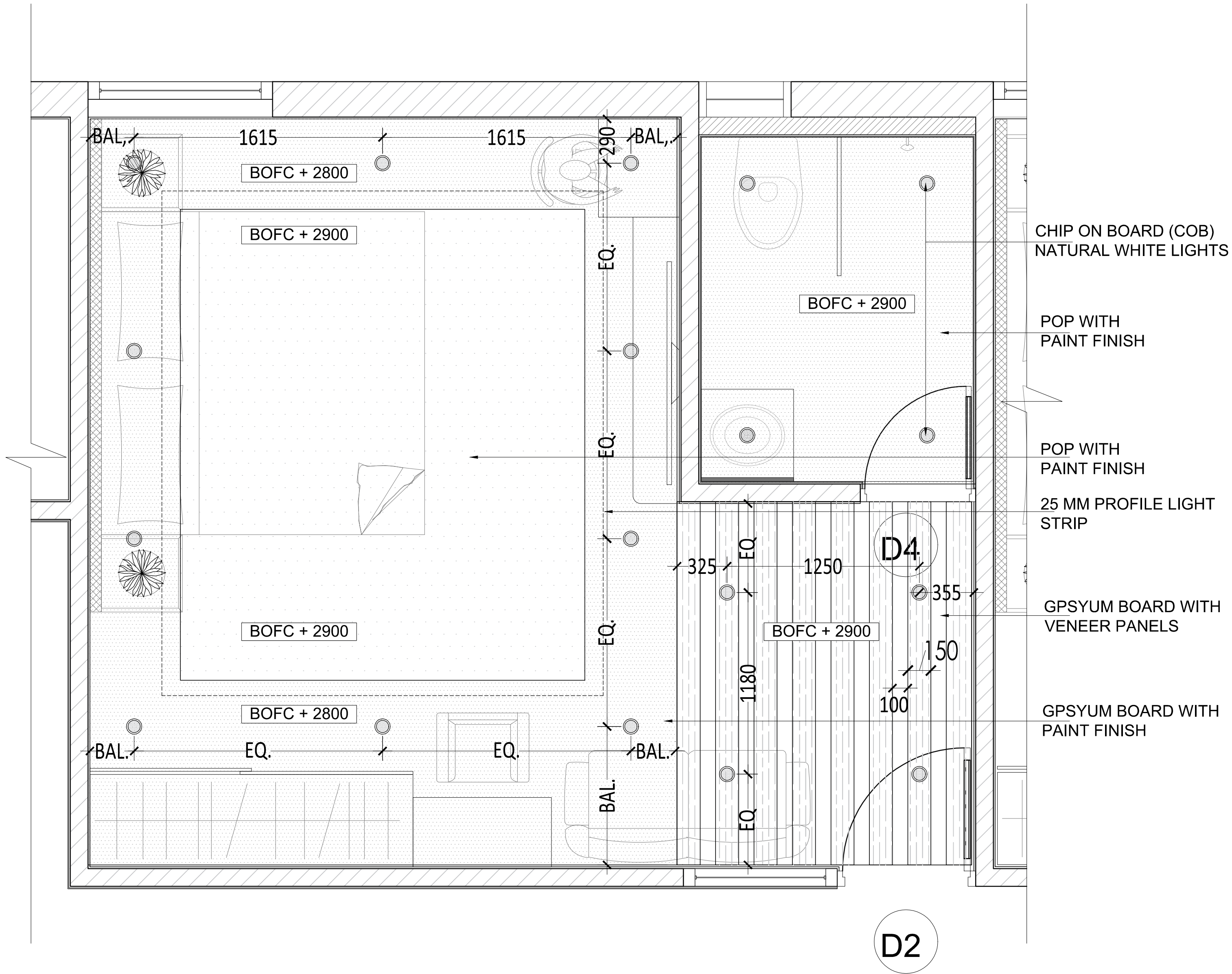
Drawn By
Mienal Agarwal

GUIDED BY-
AR MOHIT SACHAN

B-ARCH
5TH YEAR
2021-2022

North

RCP_BEDROOM



Project

PRAKRITI
HOLISTIC CENTRE
OF LIVING ,
LEARNING AND
HEALING

CHIP ON BOARD (COB)
NATURAL WHITE LIGHTS

POP WITH
PAINT FINISH

POP WITH
PAINT FINISH

25 MM PROFILE LIGHT
STRIP

GPSYUM BOARD WITH
VENEER PANELS

GPSYUM BOARD WITH
PAINT FINISH

Drawing Title

INTERIOR_DT-01_BEDROOM-TYPE-1
FLOORING LAYOUT

North

Scale 1:20

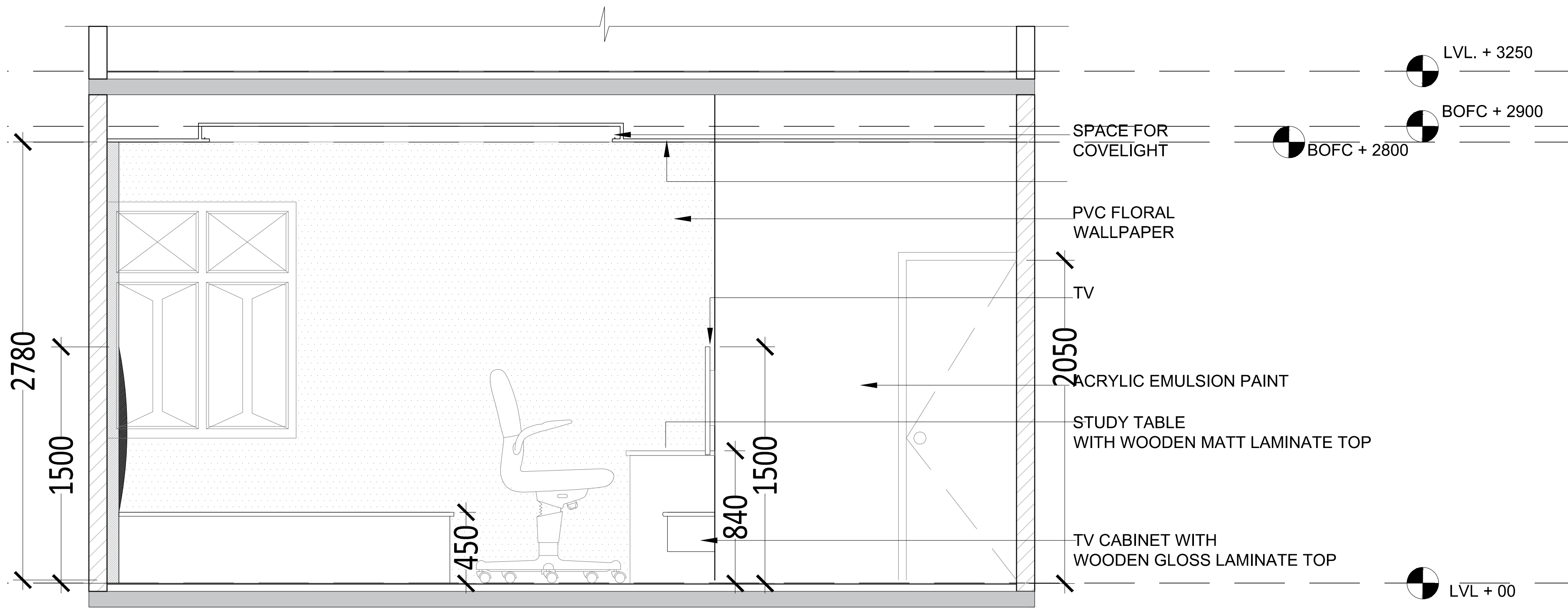
Date 29.06.2022

Drawn By
Mienal Agarwal

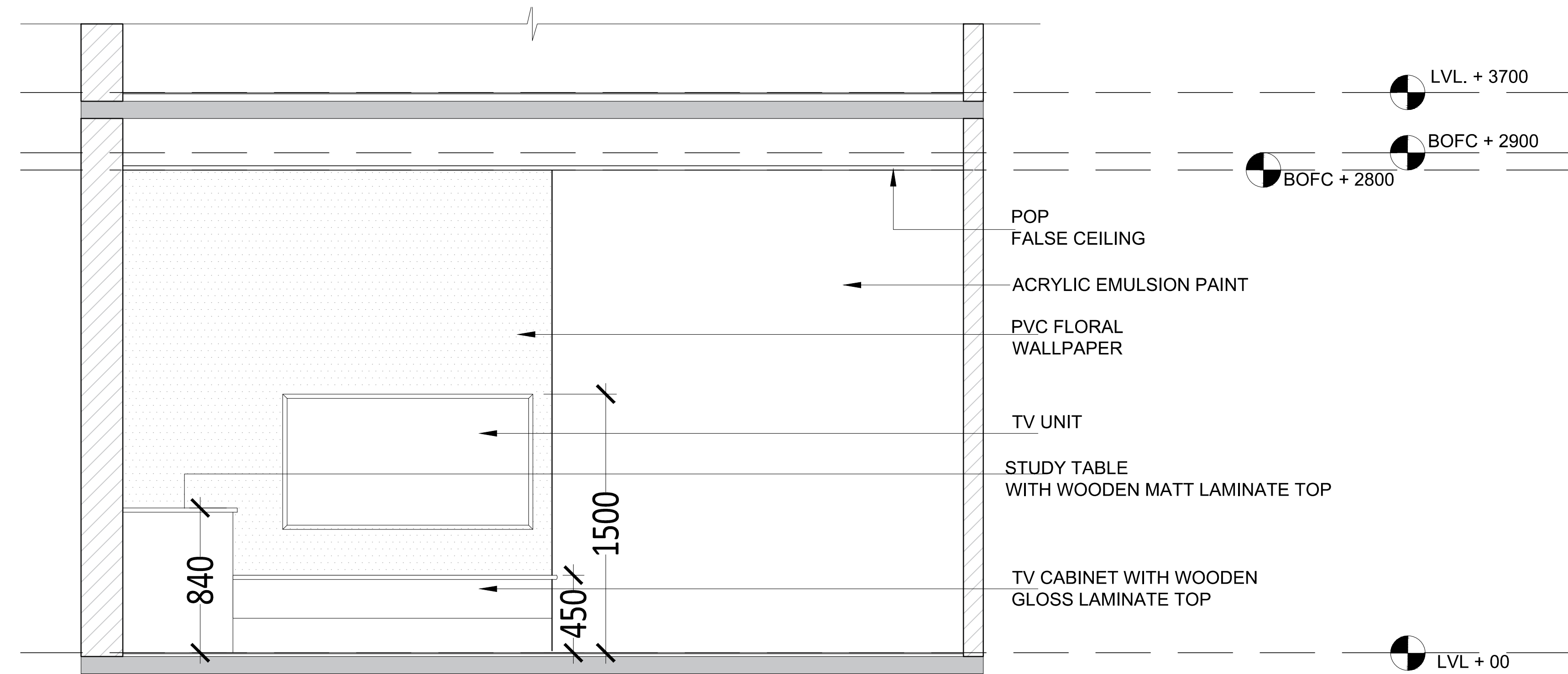
GUIDED BY-
AR MOHIT SACHAN

B-ARCH
5TH YEAR
2021-2022

ELEVATION-A







ELEVATION-B



Project

PRAKRITI
HOLISTIC CENTRE
OF LIVING ,
LEARNING AND
HEALING



Drawing Title

INTERIOR_DT-01_BEDROOM-TYPE-1
INTERNAL ELEVATIONS

North

Scale 1:20

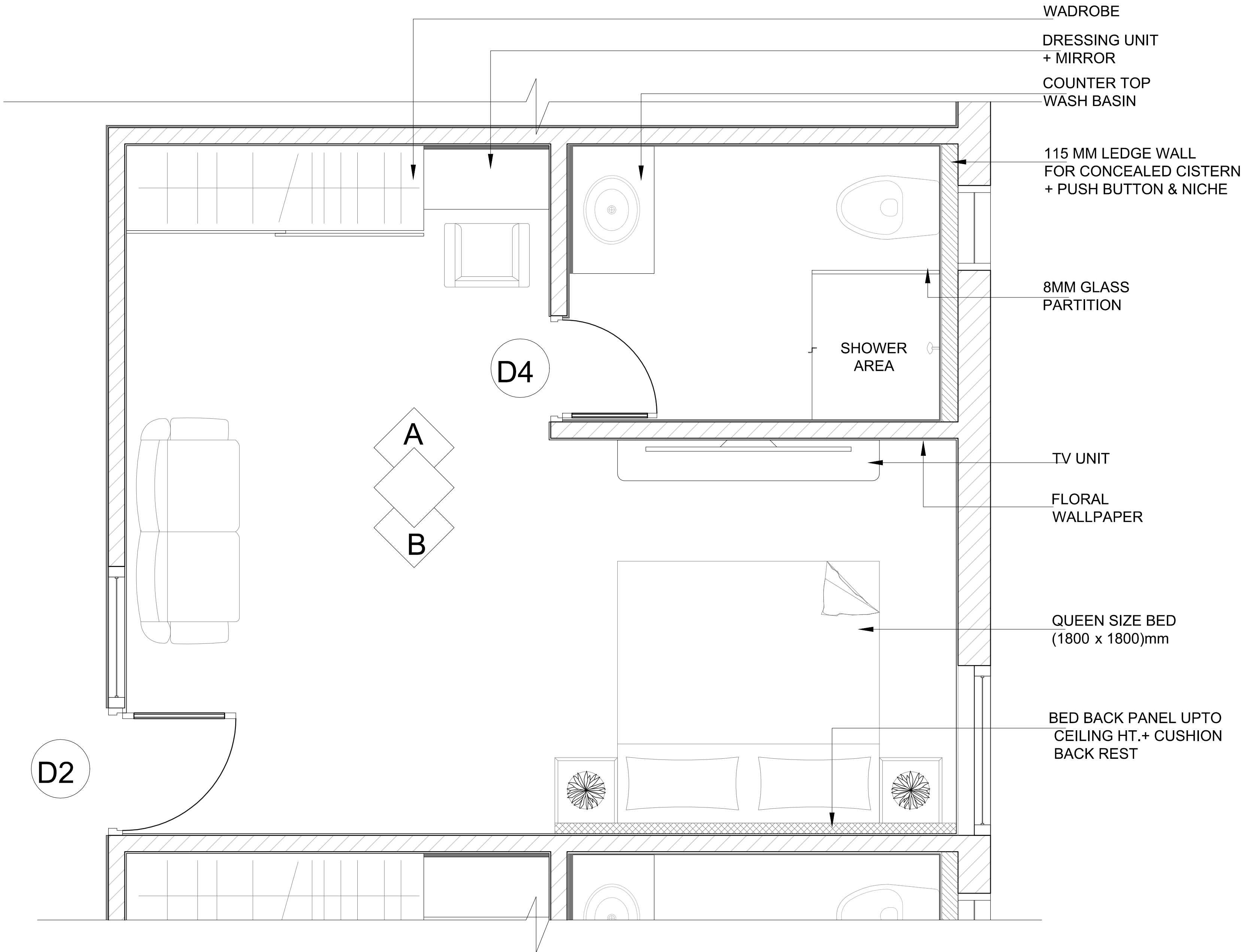
Date 29.06.2022

Drawn By
Mienal Agarwal

GUIDED BY-
AR MOHIT SACHAN

B-ARCH
5TH YEAR
2021-2022

FURNITURE LAYOUT BEDROOM



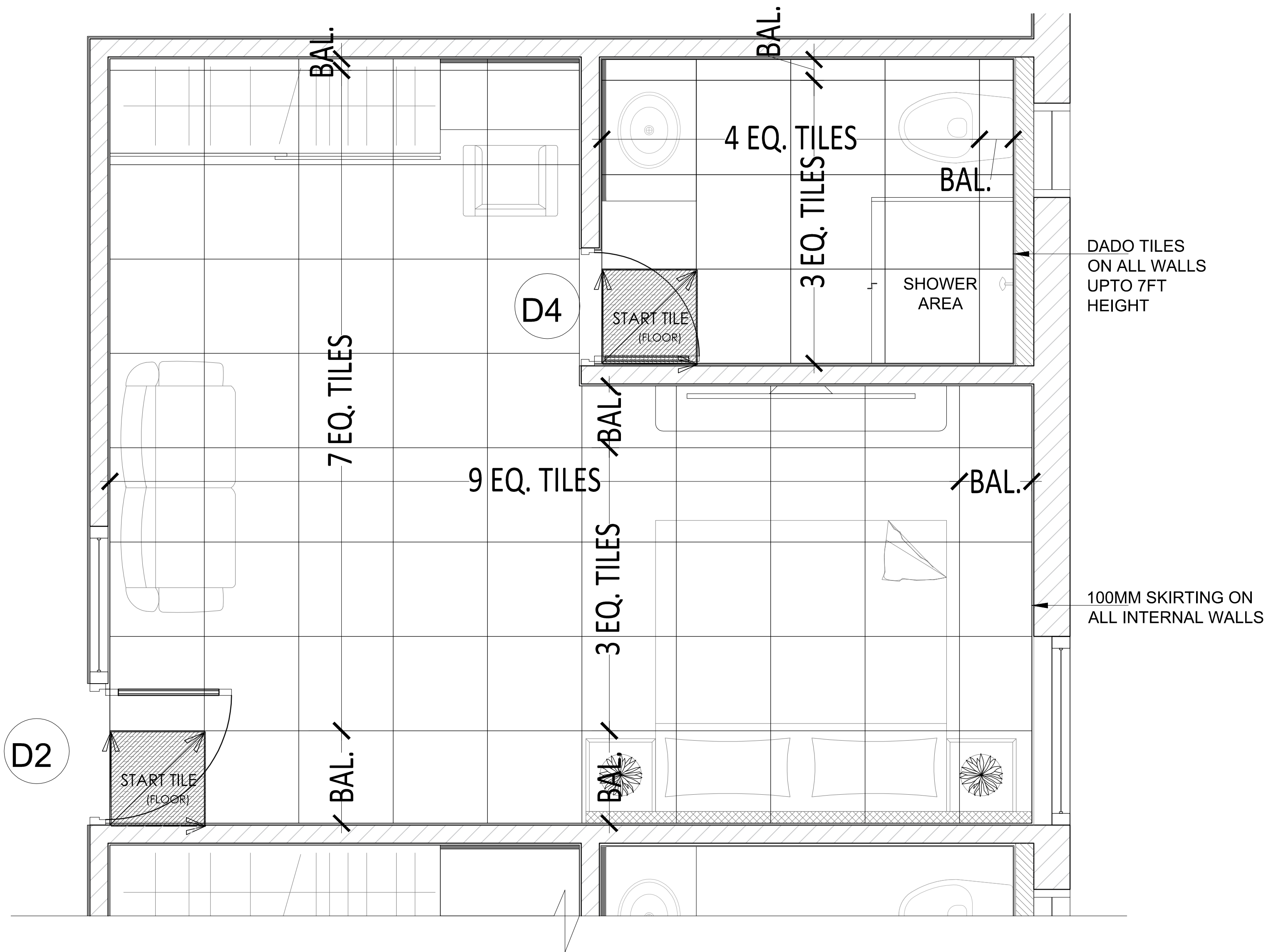
PRAKRITI
HOLISTIC CENTRE
OF LIVING ,
LEARNING AND
HEALING

INTERIOR_DT-02_BEDROOM-TYPE-2
FURNITURE LAYOUT

B-ARCH
5TH YEAR
2021-2022

North

FLOORING_BEDROOM



**PRAKRITI
HOLISTIC CENTRE
OF LIVING ,
LEARNING AND
HEALING**

Architectural floor plan of a room with dimensions and material specifications. The plan includes a large central area and a smaller room on the right. Dimensions are provided in millimeters (mm) and meters (EQ.).

Dimensions:

- Overall width: 450 mm (top right), 450 mm (bottom right), 300 mm (bottom left), 300 mm (bottom right).
- Overall height: 1250 mm (top left), 1070 mm (bottom left), 1370 mm (bottom right).
- Internal dimensions: 1225 mm, 1185 mm, 1440 mm, 1440 mm, 300 mm.
- Room-specific dimensions: 955 mm (top right), 450 mm (bottom right), 1370 mm (bottom right).

Material Specifications:

- CHIP ON BOARD (COB) NATURAL WHITE LIGHTS
- POP WITH PAINT FINISH
- GPSYUM BOARD WITH PAINT FINISH
- BOFC + 2800
- BOFC + 2900
- 25 MM PROFILE LIGHT STRIP

Other Labels:

- EQ. (Equipment)
- D2 (Door)

25 MM PROFILE LIGHT STRIP

INTERIOR_DT-02_BEDROOM-TYPE-2
REFLECTED CEILING PLAN(RCP)

Scale 1:20

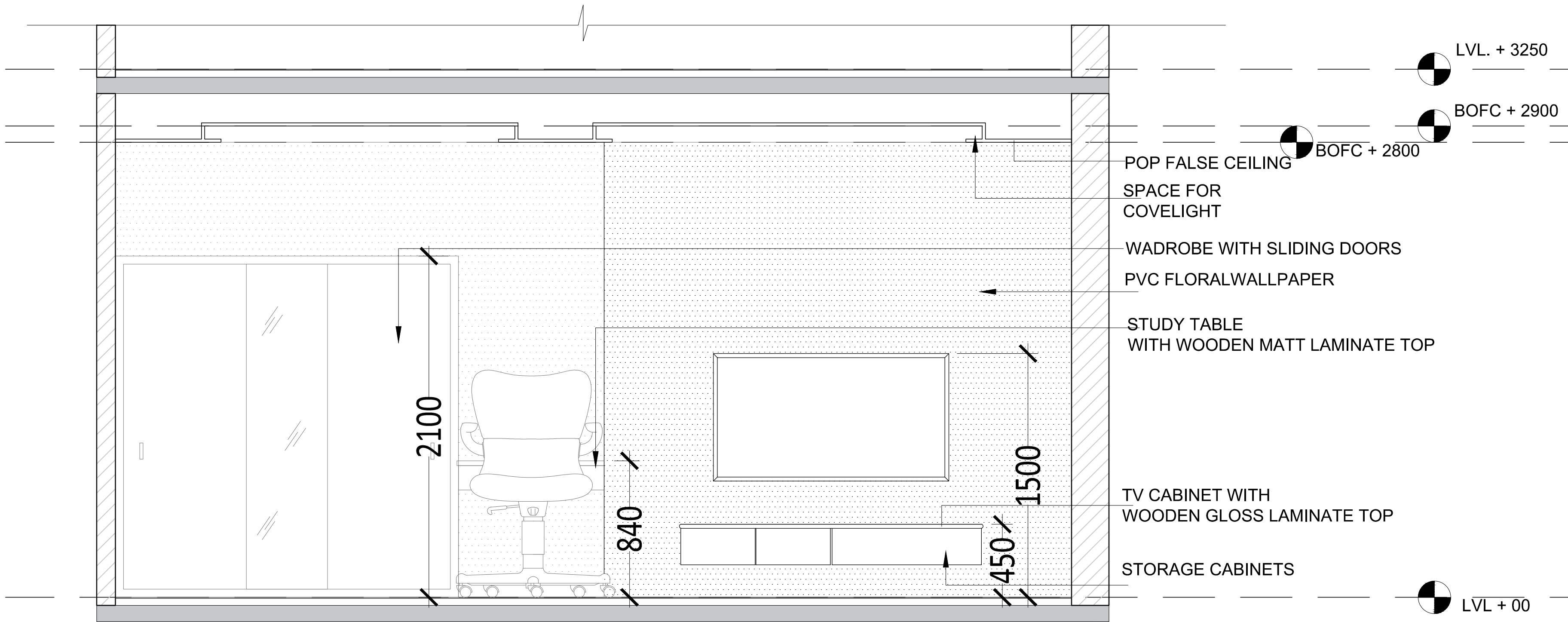
Date 29.06.2022

Drawn By
Mienal Agarwal

GUIDED BY—
AR MOHIT SACHAN

B-ARCH
5TH YEAR
2021-2022

ELEVATION-A



ELEVATION-B



Project

PRAKRITI
HOLISTIC CENTRE
OF LIVING ,
LEARNING AND
HEALING

Drawing Title

INTERIOR_DT-02_BEDROOM-TYPE-2
INTERNAL WALL ELEVATIONS

North

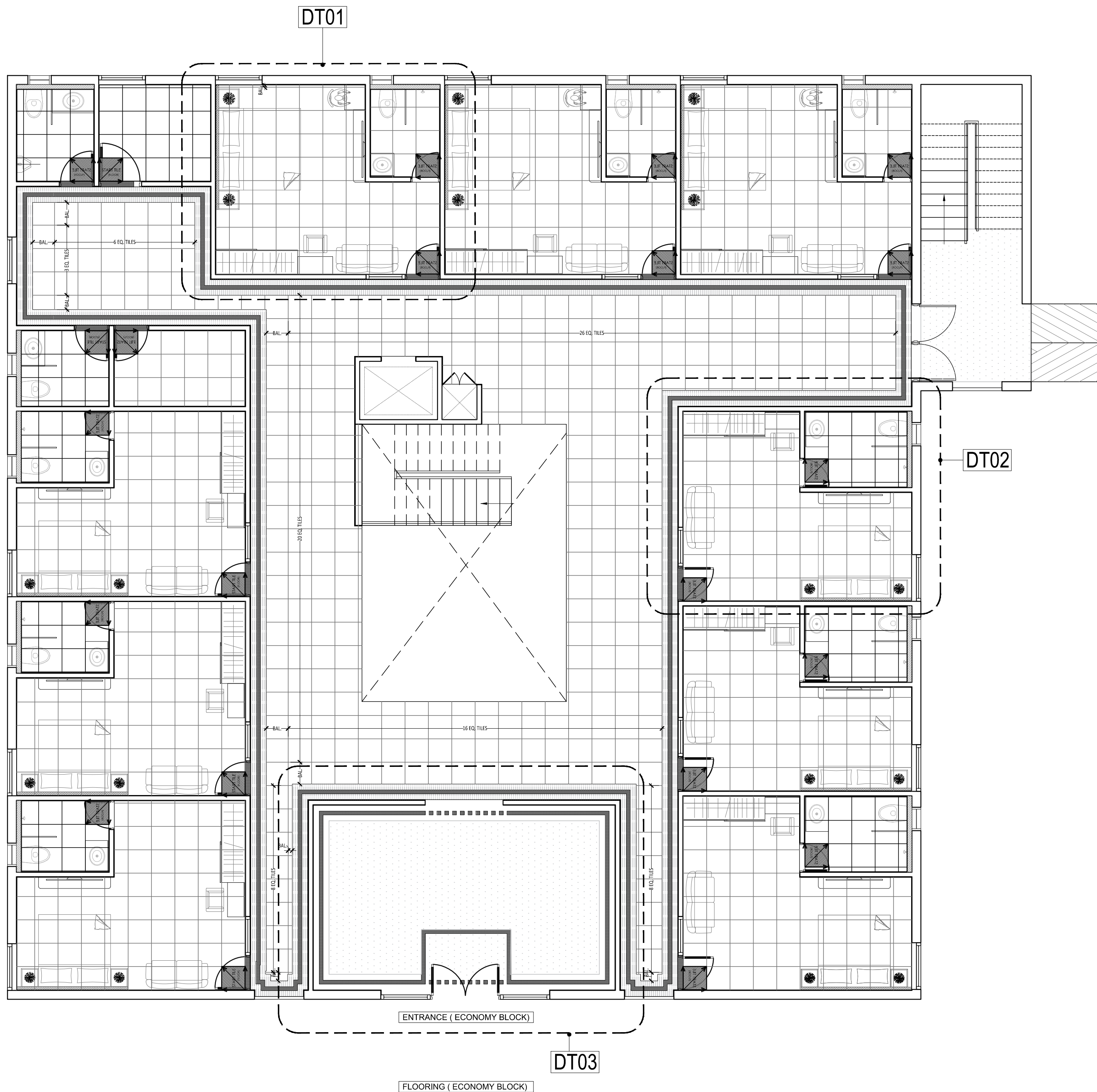
Scale 1:20

Date 29.06.2022

Drawn By
Mienal Agarwal

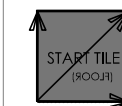
GUIDED BY-
AR MOHIT SACHAN

B-ARCH
5TH YEAR
2021-2022



Project
PRAKRITI
HOLISTIC CENTRE
OF LIVING ,
LEARNING AND
HEALING

LEGEND:



STARTING TILE



600 MM X 600 MM VITRIFIED TILE



TAN BROWN GRANITE STRIP



WHITE MARBLE

Drawing Title

INTERIOR_FLOORING PLAN

Scale 1:75

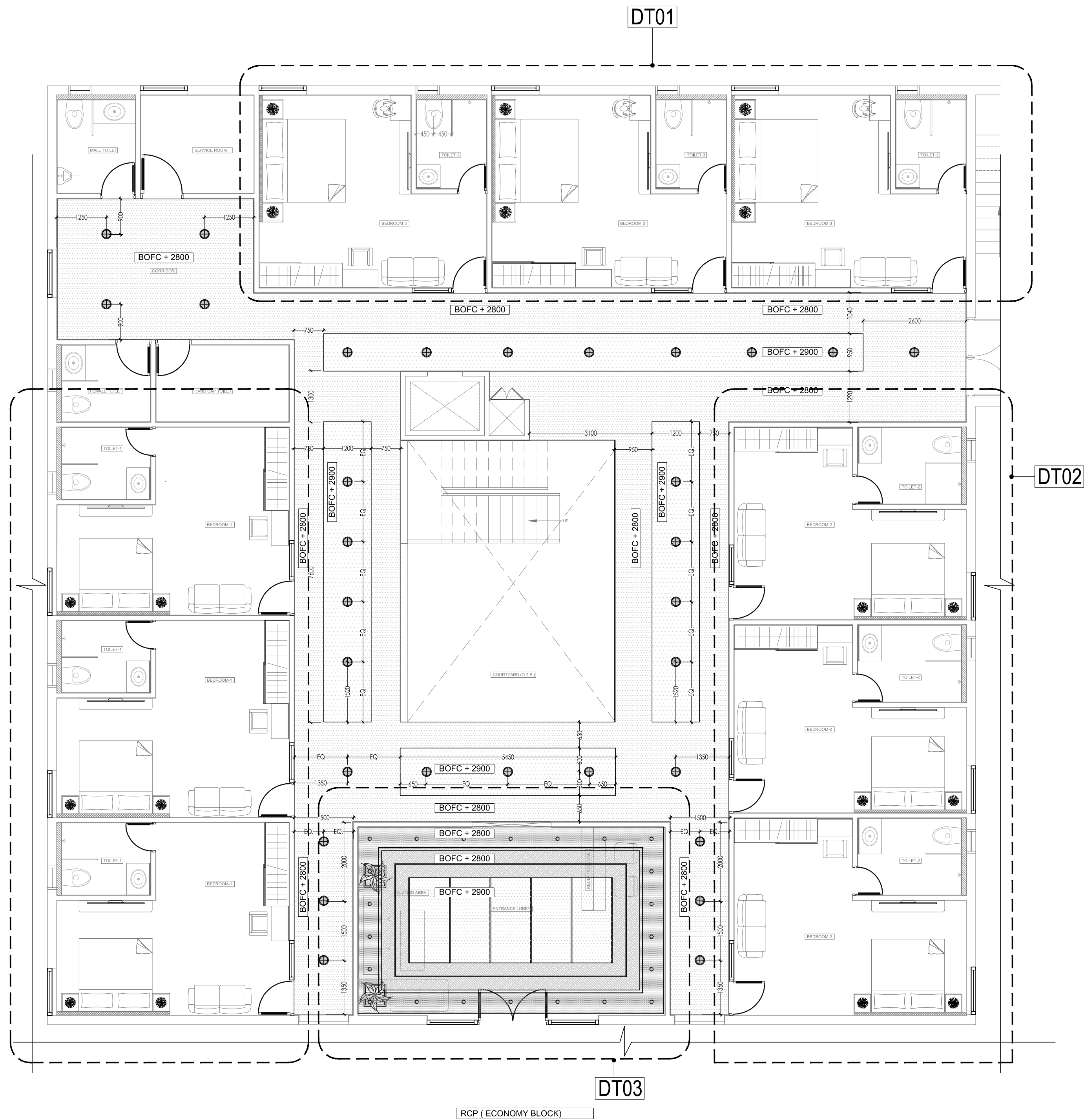
Date 29.06.2022

Drawn By
Mienal Agarwal

GUIDED BY-
AR MOHIT SACHAN

B-ARCH
5TH YEAR
2021-2022

North



Project

**PRAKRITI
HOLISTIC CENTRE
OF LIVING ,
LEARNING AND
HEALING**

NOTE:
CALLOUT OF DT(DETAILS ON
SEPARATE SHEETS)

Drawing Title

INTERIOR_REFLECTED CEILING PLAN

North

Scale 1:75

Date 29.06.2022

Drawn By
Mienal Agarwal

GUIDED BY-
AR MOHIT SACHAN

B-ARCH
5TH YEAR
2021-2022

AREA ANALYSIS

BLOCK	AREA	FUNCTION	UTILITY	SERVICES	CIRCULATION
O.P.D BLOCK	4540	2115	203	225	700
TREATMENT BLOCK	4217.5	2841	173	360	843.5
DINNING BLOCK	800				
ACCOMMODATION	3800	2765	246	240	217
ADMIN BLOCK	437.5	265	50	35	87.5
MULTI PURPOSE HALL/GAME AREA	1070	831.25	93	80	65.75
LIBRARY/COUNSELLING BLOCK	850	1126.75	88	130	448.25
STAFF QUARTERS	2100	1430	90	160	420
MEDITATION/YOGA HALL	3300	2090	165	220	825
TOTAL BUILT UP AREA	21,130 SQMTS				

F.A.R = 1.5

GROUND COVERAGE=35%

= 16,990 SQMTS

TOTAL G.C COVERED= 11,000 SQMTS